

30L6P45

THREE PHASE FULL WAVE BRIDGE APPLICATIONS
INVERTER EQUIPMENT FOR AC MOTOR CONTROL
CHOPPER EQUIPMENT FOR DC MOTOR CONTROL
DC SUPPLY FOR BATTERY
OTHER POWER CONVERSION EQUIPMENT

- Repetitive Peak Reverse Voltage : $V_{RRM}=800V$
- Average Output Rectified Current : $I_O=30A$
- Isolation Voltage : $V_{Isol}=2000V$ AC 60s
- Single In-line Package

MAXIMUM RATINGS (Ta = 25°C)

CHARACTERISTIC	SYMBOL	RATING	UNIT
Repetitive Peak Reverse Voltage	V_{RRM}	800	V
Average Output Rectified Current (Tc=97°C)	I_O	30	A
Peak One Cycle Surge Forward Current (Non-Repetitive)	I_{FSM}	400 (50Hz) 440 (60Hz)	A
Junction Temperature	T_j	-40~150	°C
Storage Temperature	T_{stg}	-40~125	°C
Screw Torque (Note 1)	—	1.5	N·m
Isolation Voltage (AC, t=60s)	V_{Isol}	2000	V

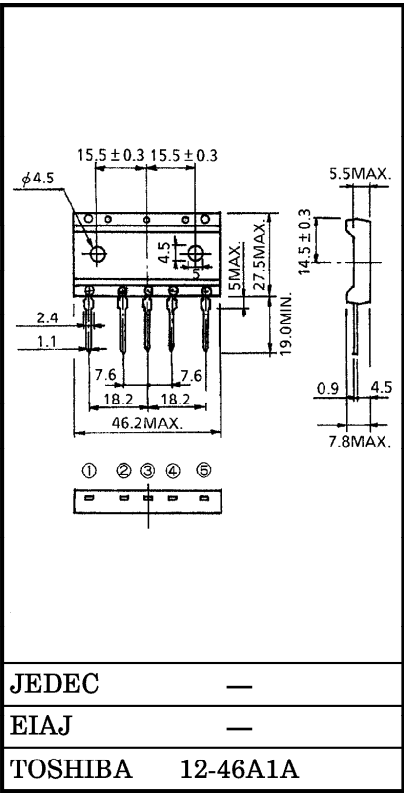
Note 1 : Recommended torque 1.2 Nm

ELECTRICAL CHARACTERISTICS (Ta = 25°C)

CHARACTERISTIC	SYMBOL	TEST CONDITION	MIN.	MAX.	UNIT
Repetitive Peak Reverse Current	I_{RRM} (Note 2)	$V_{RRM}=800V$	—	100	μA
Peak Forward Voltage	V_{FM} (Note 2)	$I_{FM}=30A$	—	1.2	V
Thermal Resistance	$R_{th(j-c)}$	DC (Total) (Junction-Case)	—	0.8	°C / W
	$R_{th(j-a)}$	Free Convection (Junction-Ambient)	—	15	°C / W

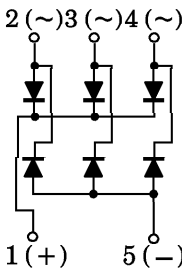
Note 2 : A value per rectifier unit.

Unit in mm



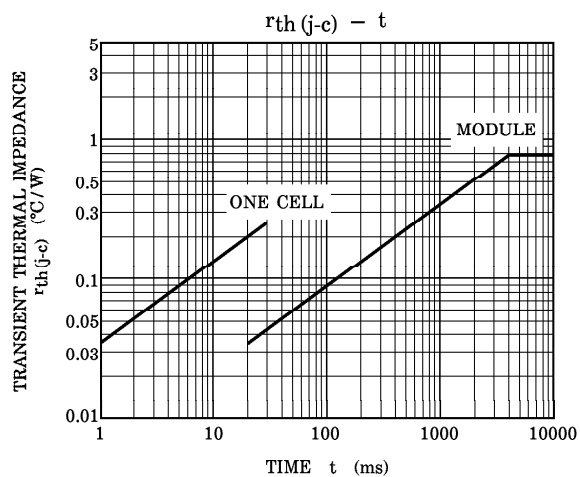
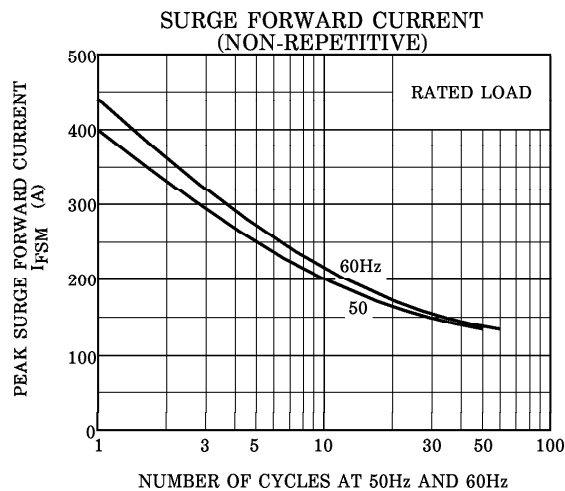
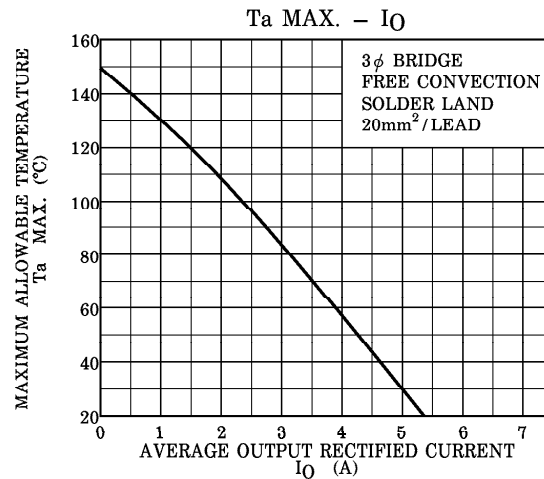
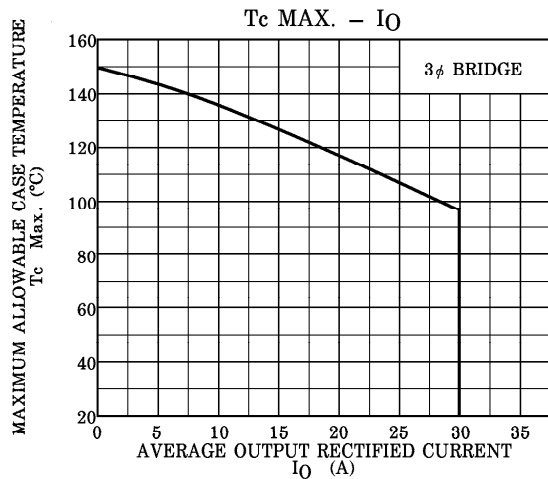
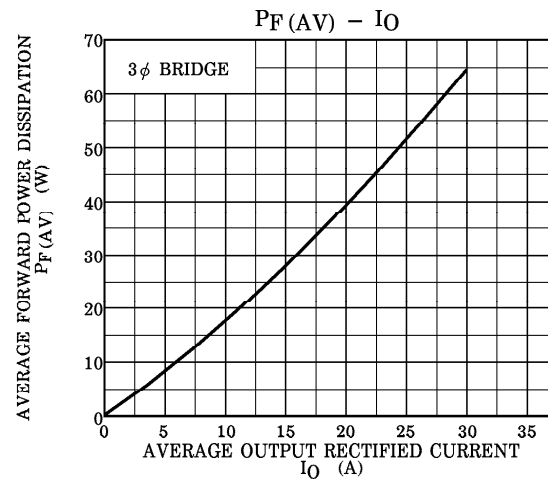
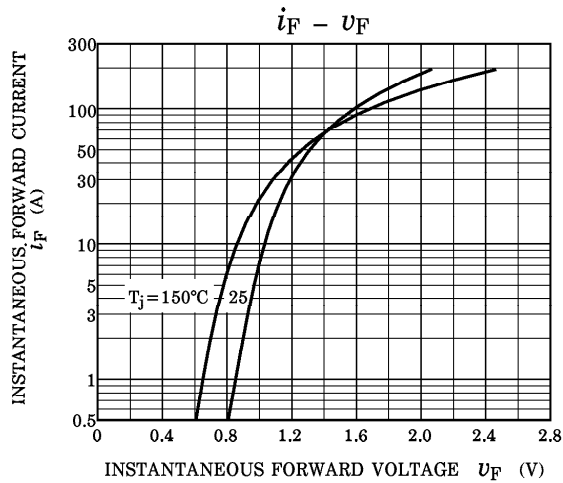
Weight : 24g

CONNECTION



961001EAA2

● TOSHIBA is continually working to improve the quality and the reliability of its products. Nevertheless, semiconductor devices in general can malfunction or fail due to their inherent electrical sensitivity and vulnerability to physical stress. It is the responsibility of the buyer, when utilizing TOSHIBA products, to observe standards of safety, and to avoid situations in which a malfunction or failure of a TOSHIBA product could cause loss of human life, bodily injury or damage to property. In developing your designs, please ensure that TOSHIBA products are used within specified operating ranges as set forth in the most recent products specifications. Also, please keep in mind the precautions and conditions set forth in the TOSHIBA Semiconductor Reliability Handbook.



961001EAA2'

- The information contained herein is presented only as a guide for the applications of our products. No responsibility is assumed by TOSHIBA CORPORATION for any infringements of intellectual property or other rights of the third parties which may result from its use. No license is granted by implication or otherwise under any intellectual property or other rights of TOSHIBA CORPORATION or others.
- The information contained herein is subject to change without notice.