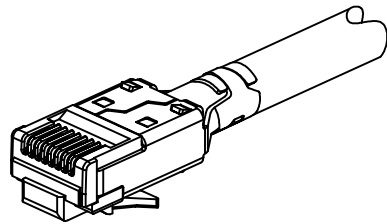
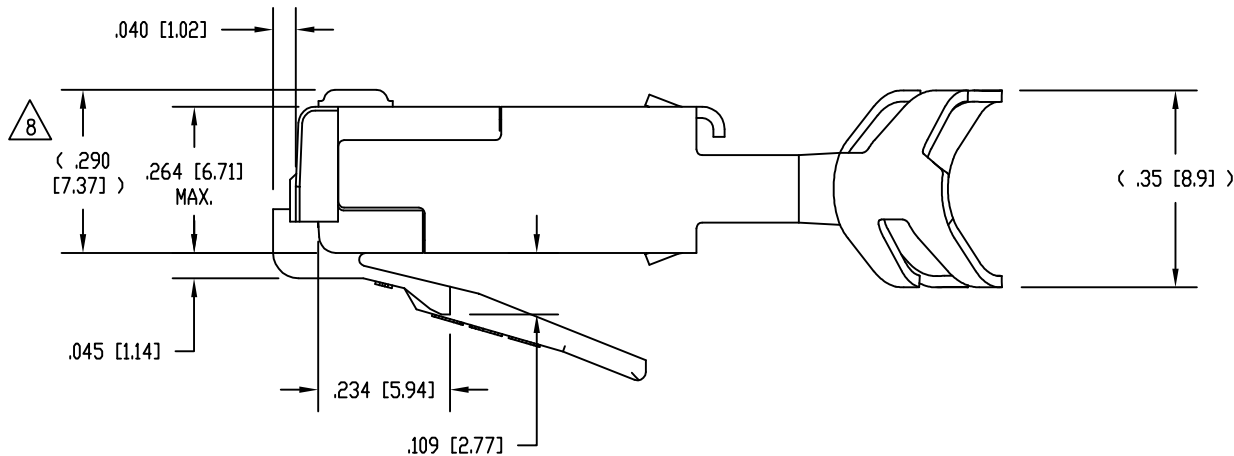
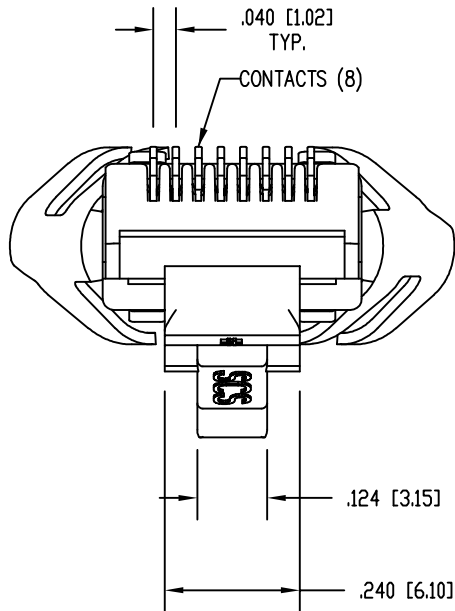
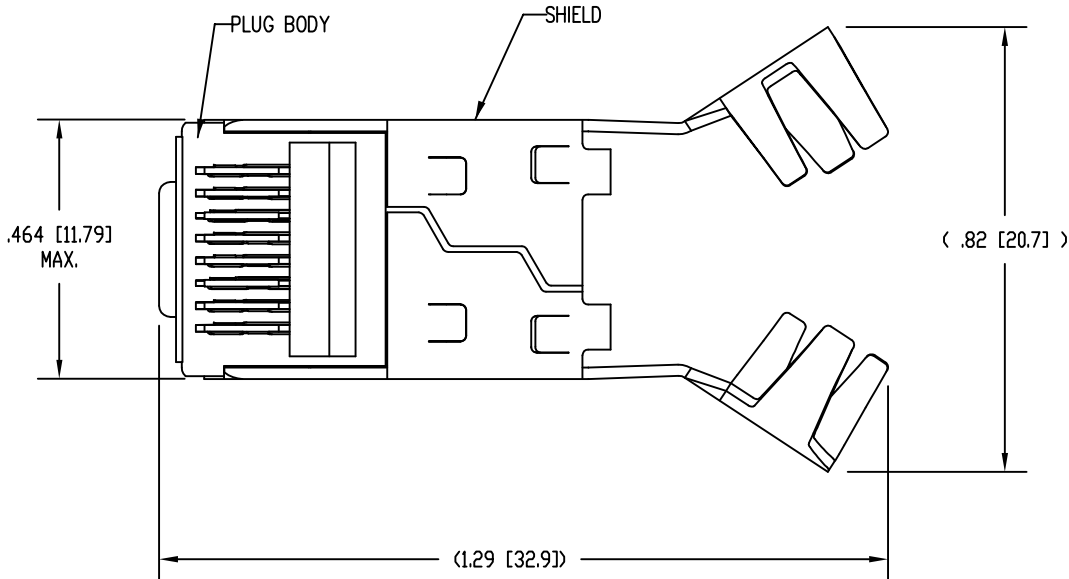


DATE	REV	ECN	APP'D. BY
—	X0	—	—
2-08-11	A0	9140	DHG
5-29-12	A1	9480	SMN



ISOMETRIC VIEW OF TERMINATED PLUG



- NOTES:
1. PLUG KIT CONSISTS OF:  
PRE-INSERTED PLUG BODY WITH SHIELD – 39200-316  
LOAD BAR – 39100-847  
WIRE ALIGNER – 39200-893

2. MATERIALS:  
PLUG BODY: CLEAR POLYCARBONATE, UL 94-V0  
LOAD BAR: BLACK POLYCARBONATE, UL 94-V0  
WIRE ALIGNER: CLEAR POLYCARBONATE, UL 94-V0  
CONTACTS: COPPER ALLOY, SELECTIVE GOLD PLATING  
SHIELD: COPPER ALLOY, NICKEL PLATE

3. FOR PRODUCT SPECIFICATION SEE PR026-01.

4. CONTACTS TERMINATE SOLID OR STRANDED CONDUCTORS BETWEEN .037 [0.94] TO .042 [1.07] OUTSIDE DIAMETER OF INSULATION.

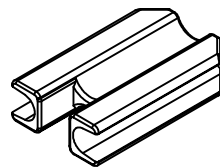
5. CRIMP IS FOR CABLES WITH OUTSIDE NOMINAL DIAMETERS OF .220 [5.59] TO .240 [6.10].

6. PRODUCT DESIGNED FOR CATEGORY 6A APPLICATIONS.

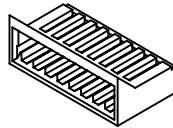
7. DIMENSIONS AND TOLERANCES COMPLY WITH TIA-1096 STANDARD FORMERLY FCC/CFR 47, PART 68.

 TERMINATED PLUG HEIGHT: .237 [6.02] ±.005 [0.13].

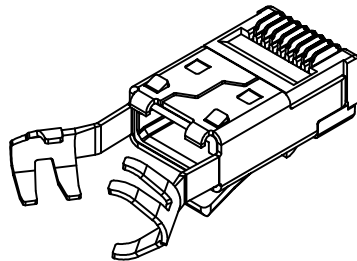
50 MICRO-INCHES [0.76um]	SS-39200-021
CONTACT PLATING IN MATING AREA	PART NUMBER



WIRE ALIGNER  
39200-893



LOAD BAR  
39100-847



PRE-INSERTED PLUG  
BODY WITH SHIELD  
39200-316



THIRD ANGLE PROJECTION

DO NOT SCALE DRAWING  
DRAWING IS SUBJECT TO  
CHANGE WITHOUT NOTICE

DIMENSIONS: INCHES [METRIC]

UNLESS OTHERWISE SPECIFIED  
TOLERANCES ARE ±.005 [0.13]  
ANGLES ARE ± 1°

SHEET NO. 1 OF 1

# Bel Stewart Connector

11118 Susquehanna Trail South  
Glen Rock, PA 17327-9199  
(717) 235-7512 Fax: (717) 235-7954 <http://www.stewartconnector.com>

TITLE: 8 CONDUCTOR, 8 POSITION SHIELDED CAT 6A PLUG, WITH  
LOAD BAR, AND WIRE ALIGNER, .240 MAX CABLE

THIS DRAWING AND THE SUBJECT MATTER SHOWN THEREON ARE  
CONFIDENTIAL AND THE PROPRIETARY PROPERTY OF BEL STEWART CONNECTOR  
AND SHALL NOT BE REPRODUCED, COPIED, OR USED IN ANY MANNER WITHOUT  
PRIOR WRITTEN CONSENT OF BEL STEWART CONNECTOR. THIS PRODUCT  
MAY BE PROTECTED BY ONE OR MORE OF THE FOLLOWING US PATENTS:  
5628647 6402559 6409535 6524128  
7753717 8033863  
OTHER PATENTS MAY BE PENDING.

DRN BY: DHG	DATE 8-16-10
APPD BY: TRM	DATE 8-24-10
DWG NO. CT390074	REV. A1