

THE INFORMATION CONTAINED IN THIS DOCUMENT IS PROPRIETARY TO Y-S ELECTRONIC. ANY REPRODUCTION IN PART OR WHOLE WITHOUT PRIOR WRITTEN APPROVAL OR AUTHORIZATION OF Y-S ELECTRONIC IS STRICTLY PROHIBITED.

RoHS COMPLIANT

REVISIONS				
REV	ECN NO.	DESCRIPTION	APPROVED BY	DATE
A				

1011 Series (13.84mm)

Dimensions					
Positions	A	B	C	D	E
9	30.81	24.99	16.92	16.33	11.08
15	39.20	33.30	25.25	24.70	19.39
25	53.05	47.04	38.96	38.40	33.24
37	69.40	63.50	55.42	54.80	49.86

Product Specification

Material

Insulator : Glass-Filled Thermoplastic PBT, UL94V-0

Contact : Brass

Shell : Steel, 100u" Tin Over 50u" min Copper

Clinch Nut : Brass, Nickel Plated.

Boardlock : Brass, Tin Plated.

Screwlock : Brass, Nickel Plated.

Electrical

Contact Resistance : 20 milliohms

Max at 1 AMP DC.

Insulation Resistance : 1000

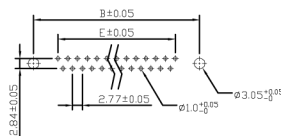
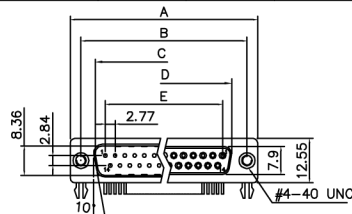
megohms at 500 VDC

Dielectric Withstanding Voltage :

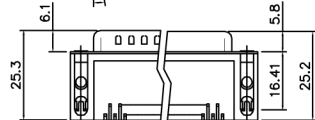
1000 VAC/rms 60Hz for 1 minute

Current Rating : 3 AMP

Voltage Rating : 250 VAC/rms 60Hz

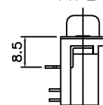
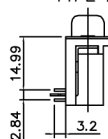


RECOMMENDED PCB LAYOUT



TYPE 2

TYPE 1



13.84mm Footprint

DIMENSIONS:

☐ MM (INCH) ☐ INCH (MM) ☒ MM ONLY

UNLESS OTHERWISE SPECIFIED, GENERAL TOLERANCE:

DECIMALS ANGLES
X: +0.38 (0.015) X°: +3°
.X: +0.25 (0.010) .X°: +1.0°
.XX: ±0.13 (0.005)

MATERIAL

FINISH

CAD GENERATED DRAWING. DO NOT MANUALLY UPDATE
DRAWN BY AND DATE
JUSTIN KING 12-19-05

CHECKED BY AND DATE
JUSTIN KING 12-19-05

APPROVED BY AND DATE
KING CHIU 12-19-05

THIRD ANGLE PROJECTION



SCALE: 1 : 1 SIZE: A3

Top Willing Co., Ltd.

TITLE
SERIES D-SUB,
RIGHT ANGLE TYPE

DRAWING NO. 107-XXXXXXXXXX

FILE NO. SHEET 2 OF 6

REV
A

DO NOT SCALE DRAWING