THIS DRAWING IS UNPUBLISHED. RELEASED FOR PUBLICATION -,- .
© COPYRIGHT - By - ALL RIGHTS RESERVED.

LOC	DIST
GP	00

REVISIONS

P	LTR	DESCRIPTION	DATE	DWN	APVD
	P	REVISED PER ECO-11-004835	11MAR11	RK	HMR

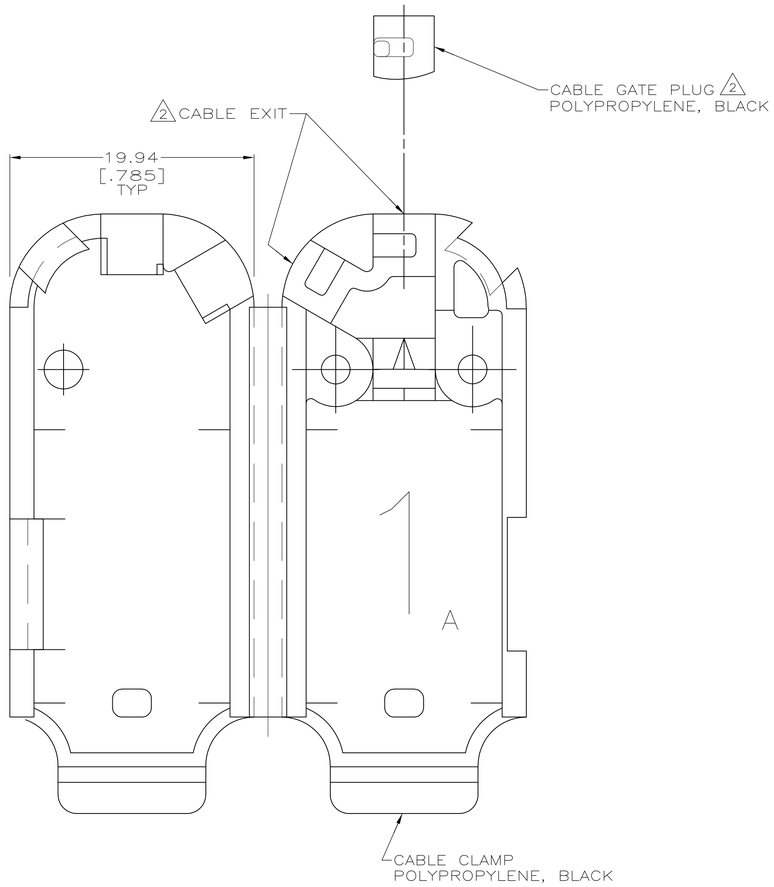

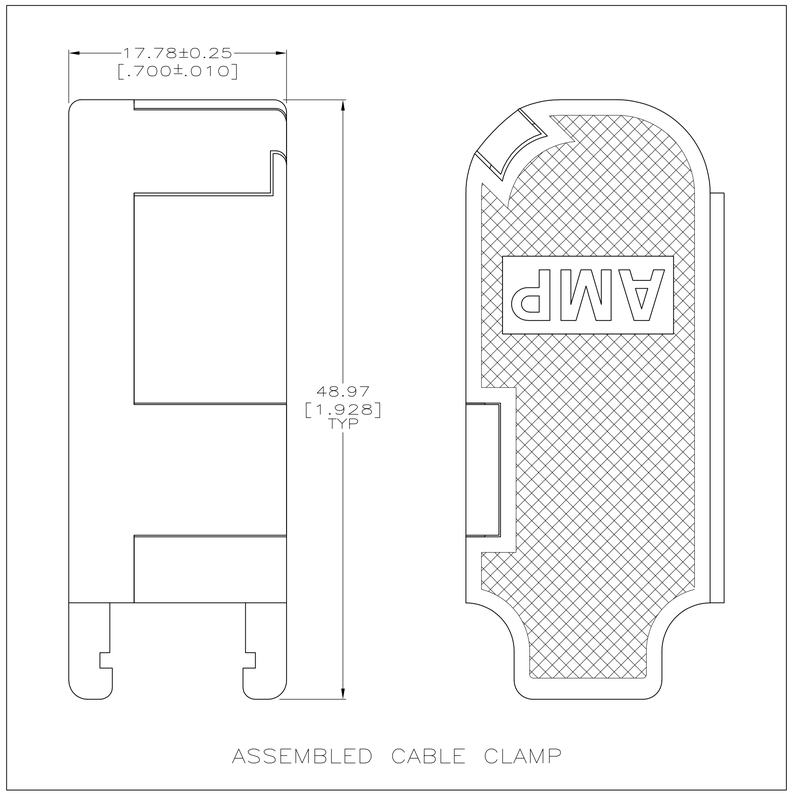

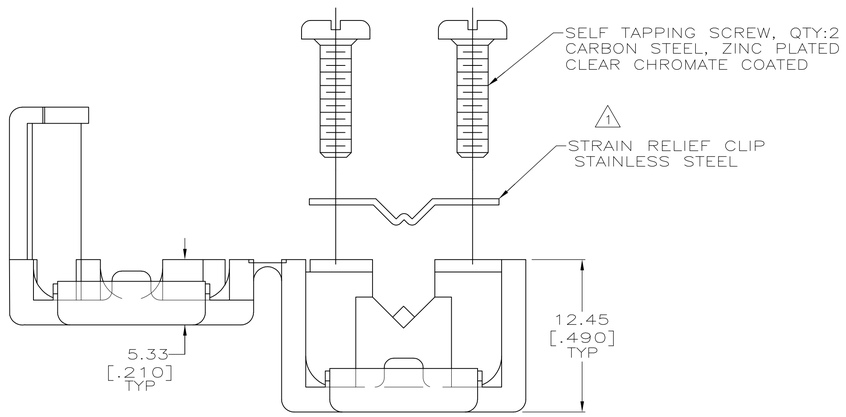

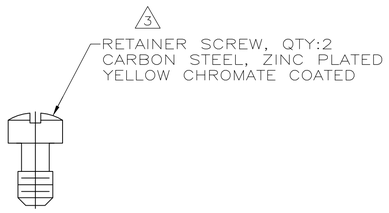

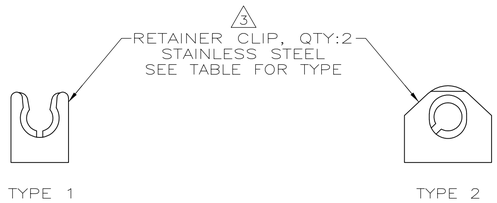

2	UNIT KIT	5749914-4
1	UNIT KIT	5749914-2
1	BULK PACKED	5749914-1
RETAINER CLIP TYPE	PACKAGING	PART NO

1. CLIP CAN BE INSTALLED AS SHOWN FOR SMALL DIAMETER CABLE, OR REVERSED FOR LARGE DIAMETER CABLE.
2. CABLE GATE PLUG TO BE PLACED IN CABLE EXIT NOT BEING USED.
3. RETAINER SCREWS AND RETAINER CLIPS PROVIDED WITH THIS KIT FOR USE WITH METAL SHELL CONNECTORS.
4. CABLE DIAMETER RANGE = 1.90-6.35 [.075-.250].

COPYRIGHT 2005
TE CONNECTVITY CORP
ALL RIGHTS RESERVED

THIS DRAWING IS A CONTROLLED DOCUMENT.

DIMENSIONS: INCHES

TOLERANCES UNLESS OTHERWISE SPECIFIED:
0 PLC ± -
1 PLC ± -
2 PLC ± 0.13 [.005]
3 PLC ± -
4 PLC ± -
ANGLES ± -

MATERIAL: SEE CALLOUTS
FINISH: SEE CALLOUTS

DWN R.RICHARDSON 15SEP05
CHK C.ROHDE 15SEP05
APVD M.WALMSLEY 15SEP05
PRODUCT SPEC —
APPLICATION SPEC —
WEIGHT —

TE Connectivity

NAME: CABLE CLAMP KIT, UNASSEMBLED, SIZE 1, QUIK-SNAP, 120 DEG & 180 DEG CABLE EXIT, AMPLIMITE

SIZE	CAGE CODE	DRAWING NO	RESTRICTED TO
A1	00779	C-5749914	—

CUSTOMER DRAWING | SCALE 4:1 | SHEET 1 OF 1 | REV P

4805 (3/11)