THIS DRAWING IS UNPUBLISHED. RELEASED FOR PUBLICATION 20
© COPYRIGHT 20 BY - ALL RIGHTS RESERVED.

LOC	DIST
GP	00

REVISIONS

P	LTR	DESCRIPTION	DATE	DWN	APVD
	B1	REVISED PER ECO-11-004835	11MAR2011	RK	HMR

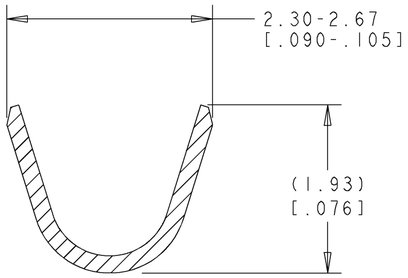

SECTION **A-A**
SCALE 20:1

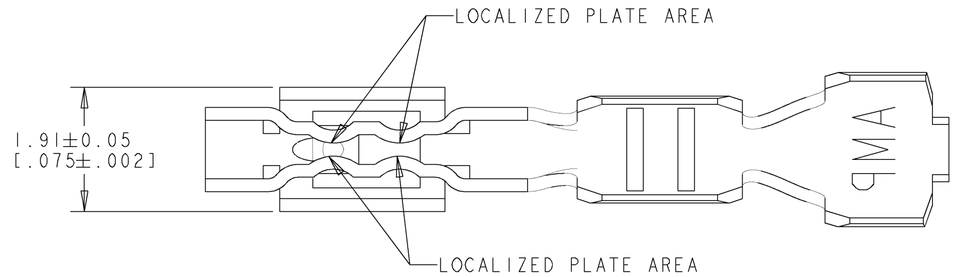

1. WIRE RANGE .13 - .35 mm^2 (26 -22 AWG).
2. INSULATION RANGE 0.89 - 1.65 [.035 - .065].
3. 0.00038 [.000015] MIN GOLD STRIPE IN LOCALIZED AREA OVER 0.00127 [.000050] MIN NICKEL OVER ENTIRE CONTACT
   -OR-
   GOLD FLASH OVER PALLADIUM-NICKEL .00038 [.000015] MIN TOTAL IN LOCALIZED AREA OVER .00127 [.000050] MIN NICKEL OVER ENTIRE CONTACT.
4. 0.00076 [.000030] MIN GOLD STRIPE IN LOCALIZED AREA OVER 0.000127 [.000050] MIN NICKEL OVER ENTIRE CONTACT.
   -OR-
   GOLD FLASH OVER PALLADIUM-NICKEL .00076 [.000030] MIN TOTAL IN LOCALIZED AREA OVER .00127 [.000050] MIN NICKEL OVER ENTIRE CONTACT.
5. NOT FOR USE IN HOUSING PART NUMBER 770602.
6. CONTACTS COATED WITH ANTI-FRETTING LUBRICANT.

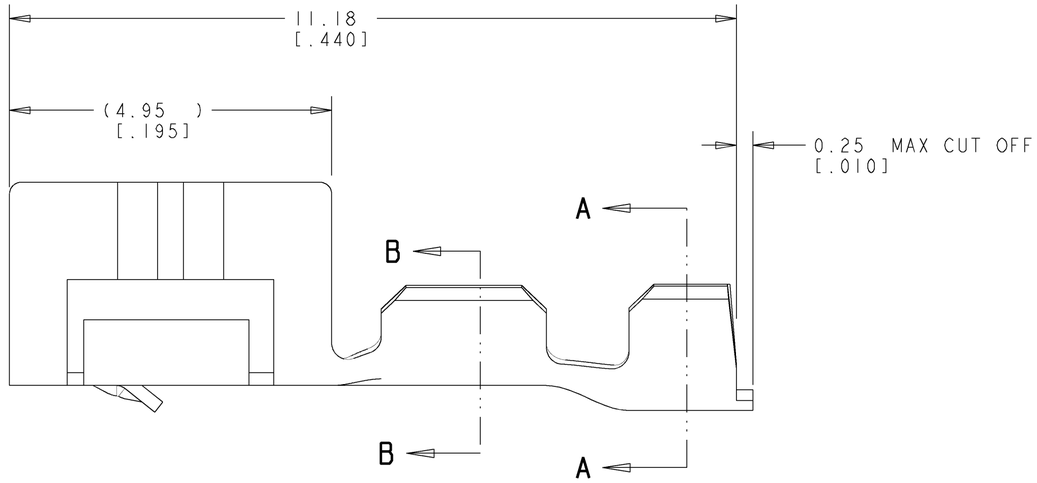

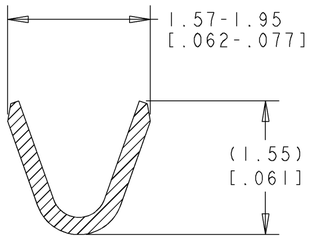

SECTION **B-B**
SCALE 20:1

4	PH BRZ	1445336-3
3	PH BRZ	1445336-2
PRE-TIN	PH BRZ	1445336-1
FINISH	MATERIAL	PART NUMBER

THIS DRAWING IS A CONTROLLED DOCUMENT.

DIMENSIONS: mm[INCHES]

TOLERANCES UNLESS OTHERWISE SPECIFIED:
0 PLC ±-
1 PLC ±-
2 PLC ±0.13 [.005]
3 PLC ±-
4 PLC ±-
ANGLES ±-

MATERIAL: SEE TABLE
FINISH: SEE TABLE

METRIC

DWN 21-JUNE-2001 K. WHITAKER
CHK 21-JUNE-2001 J. ELLIS
APVD 21-JUNE-2001 J. ELLIS
PRODUCT SPEC 108-1948
APPLICATION SPEC 114-13036
WEIGHT -

TE Connectivity

NAME: CONTACT, LOOSE PIECE, CST 100 II

SIZE	CAGE CODE	DRAWING NO	RESTRICTED TO
A2	00779	C-1445336	-

CUSTOMER DRAWING | SCALE 15:1 | SHEET 1 OF 1 | REV B1

1471-9 (3/11)