

Overview


The SMR Series is a metallized polyphenylene sulfide film capacitor with vacuum-evaporated aluminum electrodes. Radial leads of tinned wire are electrically welded to the contact metal layer on the ends of the capacitor winding. The capacitor is encapsulated in self-extinguishing material meeting the requirements of UL 94 V-0.

Applications

Typical applications include automotive and other applications with high ambient temperatures, as well as those requiring high stability and low losses. The capacitor offers excellent sound quality in audio applications.

Benefits

- Voltage range: 50 – 400 VDC, 30 – 200 VAC
- Capacitance range: 0.001 – 22 µF
- Lead spacing: 5 – 27.5 mm
- Capacitance tolerance: ±10%, ±20%, ±2.5% and ±5% on request
- Climatic category: 55/150/56, IEC 60068-1
- Tape & Reel packaging in accordance with IEC 60286-2
- RoHS compliant and lead-free terminations
- Category temperature range -55 to +150°C
- Rated temperature +125°C



Legacy Part Number System

| SMR | 5 | 104 | K | 50 | J01 | L4 | BULK |
|----------------|--|---|--|---|---------------------|--|----------------------------|
| Series | Lead Spacing (mm) | Capacitance Code (pF) | Capacitance Tolerance | Rated Voltage (VDC) | Size Code | Lead Length | Packaging |
| Metallized PPS | 5 = 5.0 7.5 = 7.5 10 = 10.0 15 = 15.0 22.5 = 22.5 27.5 = 27.5 | First two digits indicate the two most significant digits of the capacitance value in picofarads. The third digit is the number of following zeros. | H = ±2.5% J = ±5% K = ±10% M = ±20% | 50 = 50 63 = 63 100 = 100 250 = 250 400 = 400 | See Dimension Table | Letter "L" followed by lead length in mm | See Ordering Options Table |

New KEMET Part Number System

| F | 211 | J | F | 104 | K | 050 | C |
|-----------------|----------------|--|---------------------|---|--|---|----------------------------|
| Capacitor Class | Series | Lead Spacing (mm) | Size Code | Capacitance Code (pF) | Capacitance Tolerance | Rated Voltage (VDC) | Packaging |
| F = Film | Metallized PPS | J = 5.0 K = 7.5 A = 10.0 B = 15.0 D = 22.5 F = 27.5 | See Dimension Table | First two digits indicate the two most significant digits of the capacitance value in picofarads. The third digit is the number of following zeros. | R = ±2.5% J = ±5% K = ±10% M = ±20% | 050 = 50 063 = 63 100 = 100 250 = 250 400 = 400 | See Ordering Options Table |

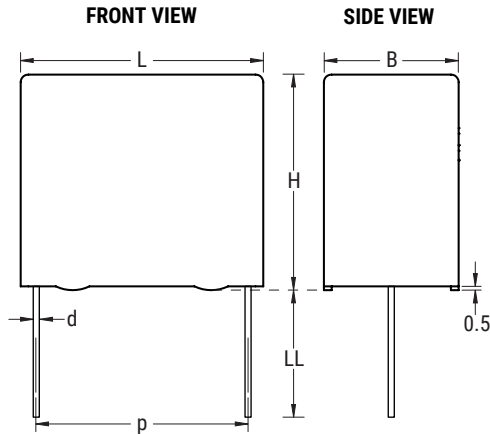
Ordering Options Table

| Lead Spacing Nominal (mm) | Type of Leads and Packaging | Lead Length (mm) | KEMET Lead and Packaging Code | Legacy Lead and Packaging Code |
|--------------------------------|---|----------------------------|-------------------------------|--------------------------------|
| 5 | Standard lead and packaging options: | | | |
| | Bulk (bag) – short leads | 4.0 +1/-0 | C | L4BULK |
| | Bulk (bag) – straight leads | 16.5 ±0.5 | ALG5C | L16.5CBULK |
| | Tape & Reel (standard reel) | H ₀ = 18.5 ±0.5 | L | L16.5TR18 |
| | Other lead and packaging options: | | | |
| | Ammo pack | H ₀ = 18.5 ±0.5 | R | L16.5TA18 |
| | Tape & Reel (large reel) | H ₀ = 18.5 ±0.5 | P | L16.5LR18 |
| 7.5 | Standard lead and packaging options: | | | |
| | Bulk (bag) – short leads | 4.0 +1/-0 | C | L4BULK |
| | Bulk (bag) – straight leads | 16.5 ±0.5 | ALG5C | L16.5CBULK |
| | Tape & Reel (standard reel) | H ₀ = 18.5 ±0.5 | L | L16.5TR18 |
| | Other lead and packaging options: | | | |
| | Ammo pack | H ₀ = 18.5 ±0.5 | R | L16.5TA18 |
| | Tape & Reel (large reel) | H ₀ = 18.5 ±0.5 | P | L16.5LR18 |
| | Ammo pack (P0 = 15mm) | H ₀ = 18.5 ±0.5 | XLAF1 | XA18 |
| 10 | Standard lead and packaging options: | | | |
| | Bulk (bag) – short leads | 4.0 +1/-0 | C | L4BULK |
| | Bulk (bag) – straight leads | 16.5 ±0.5 | ALG5C | L16.5CBULK |
| | Tape & Reel (standard reel) | H ₀ = 18.5 ±0.5 | L | L16.5TR18 |
| | Other lead and packaging options: | | | |
| | Tape & Reel (large reel) | H ₀ = 18.5 ±0.5 | P | L16.5LR18 |
| Native 10 formed to 7.5 | Ammo pack | H ₀ = 18.5 ±0.5 | XLAF1 | L25.0CXA18 |

Ordering Options Table cont'd

| Lead Spacing Nominal (mm) | Type of Leads and Packaging | Lead Length (mm) | KEMET Lead and Packaging Code | Legacy Lead and Packaging Code |
|---------------------------|---|----------------------------|-------------------------------|--------------------------------|
| 15 | Standard lead and packaging options: | | | |
| | Bulk (bag) – short leads | 4.0 +1/-0 | C | L4BULK |
| | Bulk (bag) – straight leads | 16.5 ±0.5 | ALG5C | L16.5CBULK |
| | Tape & Reel (standard reel) | H ₀ = 18.5 ±0.5 | L | L16.5TR18 |
| | Other lead and packaging options: | | | |
| | Tape & Reel (large reel) | H ₀ = 18.5 ±0.5 | P | L16.5LR18 |
| Native 15 formed to 7.5 | Ammo pack | H ₀ = 18.5 ±0.5 | XLAF1 | L25.0CXA18 |
| | Tape & Reel (standard reel) | H ₀ = 18.5 ±0.5 | XLTF1 | L25.0CXR18 |
| 22.5 | Standard lead and packaging options: | | | |
| | Bulk (tray) - short leads | 4.0 +1/-0 | C | L4TRAY |
| | Tape & Reel (standard reel) | H ₀ = 18.5 ±0.5 | L | R17T0 |
| | Tape & Reel (large reel) | H ₀ = 18.5 ±0.5 | P | R17T1 |
| 27.5 | Standard lead and packaging options: | | | |
| | Bulk (tray) - short leads | 4.0 +1/-0 | C | L4TRAY |
| | Tape & Reel (large reel) | H ₀ = 18.5 ±0.5 | P | R17T1 |

Dimensions – Millimeters



| KEMET Size Code | Legacy Size Code | p | | B | | H | | L | | d | |
|--------------------|---------------------|---------|-----------|---------|-----------|---------|-----------|---------|-----------|---------|-----------|
| | | Nominal | Tolerance | Nominal | Tolerance | Nominal | Tolerance | Nominal | Tolerance | Nominal | Tolerance |
| JF | J01 | 5.0 | ±0.4 | 2.5 | Maximum | 6.5 | Maximum | 7.2 | Maximum | 0.5 | ±0.05 |
| JJ | J02 | 5.0 | ±0.4 | 3.5 | Maximum | 8.0 | Maximum | 7.2 | Maximum | 0.5 | ±0.05 |
| JL | J03 | 5.0 | ±0.4 | 4.5 | Maximum | 9.0 | Maximum | 7.2 | Maximum | 0.5 | ±0.05 |
| JQ | J04 | 5.0 | ±0.4 | 5.0 | Maximum | 10.0 | Maximum | 7.2 | Maximum | 0.5 | ±0.05 |
| JT | J05 | 5.0 | ±0.4 | 6.0 | Maximum | 11.0 | Maximum | 7.2 | Maximum | 0.5 | ±0.05 |
| JU | J06 | 5.0 | ±0.4 | 7.2 | Maximum | 13.0 | Maximum | 7.2 | Maximum | 0.5 | ±0.05 |
| KG | K01 | 7.5 | ±0.4 | 4.0 | Maximum | 8.0 | Maximum | 10.0 | Maximum | 0.6 | ±0.05 |
| KK | K03 | 7.5 | ±0.4 | 5.0 | Maximum | 11.0 | Maximum | 10.0 | Maximum | 0.6 | ±0.05 |
| KM | K04 | 7.5 | ±0.4 | 6.0 | Maximum | 12.0 | Maximum | 10.5 | Maximum | 0.6 | ±0.05 |
| AG | A01 | 10.0 | ±0.4 | 4.0 | Maximum | 9.0 | Maximum | 13.0 | Maximum | 0.6 | ±0.05 |
| AH | A02 | 10.0 | ±0.4 | 4.5 | Maximum | 10.5 | Maximum | 13.0 | Maximum | 0.6 | ±0.05 |
| AK | A03 | 10.0 | ±0.4 | 5.0 | Maximum | 11.0 | Maximum | 13.0 | Maximum | 0.6 | ±0.05 |
| AP | A04 | 10.0 | ±0.4 | 6.0 | Maximum | 12.0 | Maximum | 13.0 | Maximum | 0.6 | ±0.05 |
| BD | B04 | 15.0 | ±0.4 | 5.5 | Maximum | 10.5 | Maximum | 18.0 | Maximum | 0.8 | ±0.05 |
| BE | B05 | 15.0 | ±0.4 | 5.5 | Maximum | 12.5 | Maximum | 18.0 | Maximum | 0.8 | ±0.05 |
| BL | B06 | 15.0 | ±0.4 | 7.5 | Maximum | 14.5 | Maximum | 18.0 | Maximum | 0.8 | ±0.05 |
| BJ | B10 | 15.0 | ±0.4 | 6.5 | Maximum | 12.5 | Maximum | 18.0 | Maximum | 0.8 | ±0.05 |
| BQ | B11 | 15.0 | ±0.4 | 8.5 | Maximum | 16.0 | Maximum | 18.0 | Maximum | 0.8 | ±0.05 |
| BM | B12 | 15.0 | ±0.4 | 8.0 | Maximum | 15.0 | Maximum | 18.0 | Maximum | 0.8 | ±0.05 |
| BV | B14 | 15.0 | ±0.4 | 9.5 | Maximum | 17.5 | Maximum | 18.0 | Maximum | 0.8 | ±0.05 |
| DD | D13 | 22.5 | ±0.4 | 6.5 | Maximum | 14.5 | Maximum | 26.0 | Maximum | 0.8 | ±0.05 |
| DH | D14 | 22.5 | ±0.4 | 8.0 | Maximum | 16.0 | Maximum | 26.0 | Maximum | 0.8 | ±0.05 |
| DM | D15 | 22.5 | ±0.4 | 9.0 | Maximum | 18.5 | Maximum | 26.0 | Maximum | 0.8 | ±0.05 |
| DT | D16 | 22.5 | ±0.4 | 11.0 | Maximum | 21.5 | Maximum | 26.0 | Maximum | 0.8 | ±0.05 |
| DF | D17 | 22.5 | ±0.4 | 7.0 | Maximum | 16.5 | Maximum | 26.0 | Maximum | 0.8 | ±0.05 |
| DR | D18 | 22.5 | ±0.4 | 10.5 | Maximum | 19.0 | Maximum | 26.0 | Maximum | 0.8 | ±0.05 |
| FE | F11 | 27.5 | ±0.4 | 10.5 | Maximum | 20.5 | Maximum | 31.5 | Maximum | 0.8 | ±0.05 |
| FG | F12 | 27.5 | ±0.4 | 11.5 | Maximum | 22.5 | Maximum | 31.5 | Maximum | 0.8 | ±0.05 |
| FM | F13 | 27.5 | ±0.4 | 14.5 | Maximum | 24.5 | Maximum | 31.5 | Maximum | 0.8 | ±0.05 |
| FR | F14 | 27.5 | ±0.4 | 17.5 | Maximum | 28.0 | Maximum | 31.5 | Maximum | 0.8 | ±0.05 |

Note: See Ordering Options Table for lead length (LL) options.

Performance Characteristics

| | | | | | |
|-------------------------------------|---|---------------------------|--|-------------------------------------|-------------|
| Rated voltage V_R (VDC) | 50 | 63 | 100 | 250 | 400 |
| Rated voltage V_R (VAC) | 30 | 40 | 63 | 160 | 200 |
| Capacitance range (μF) | 0.001 – 22 | 0.001 – 22 | 0.001 – 12 | 0.001 – 3.9 | 0.001 – 1.8 |
| Capacitance tolerance | $\pm 10\%$, $\pm 20\%$, $\pm 2.5\%$ and $\pm 5\%$ on request | | | | |
| Temperature range | -55 to +150°C | | | | |
| Rated temperature | +125°C | | | | |
| Voltage derating | From +125°C, the voltage derating is 2%/°C | | | | |
| Climatic category | IEC 60068-1, 55/150/56 | | | | |
| | DIN 40040, FKD | | | | |
| Test voltage | $1.6 \times V_R$ for 2 seconds | | | | |
| Reliability | Operational life > 200,000 hours | | | | |
| | Failure rate < 3 FIT, T = +40°C, V = $0.5 \times V_R$ | | | | |
| | Failure criteria according to DIN 44122 | | | | |
| Capacitance drift | Maximum 0.3% after a two year storage period at a temperature of +10° to +40°C and a relative humidity of 40 to 60% | | | | |
| Insulation resistance | Measured at +20°C, according to IEC 60384-1 | | | | |
| | Minimum Values Between Terminals | | | | |
| | | $C \leq 0.33 \mu\text{F}$ | | $C > 0.33 \mu\text{F}$ | |
| | $V_R \leq 100 \text{ V}$ | 15,000 M Ω | | 5,000 M $\Omega \cdot \mu\text{F}$ | |
| | $V_R > 100 \text{ V}$ | 30,000 M Ω | | 10,000 M $\Omega \cdot \mu\text{F}$ | |
| Dissipation factor | Maximum Values at +23°C | | | | |
| Lead spacing | | $C \leq 0.1 \mu\text{F}$ | $0.1 \mu\text{F} < C \leq 1.0 \mu\text{F}$ | $C > 1.0 \mu\text{F}$ | |
| SMR 5 | 1 kHz | 0.15% | 0.15% | 0.15% | |
| | 10 kHz | 0.25% | 0.25% | 0.35% | |
| | 100 kHz | 0.50% | 0.60% | | |
| SMR 7.5 to 27.5 | 1 kHz | 0.15% | 0.15% | 0.15% | |
| | 10 kHz | 0.25% | 0.25% | | |
| | 100 kHz | 0.60% | | | |

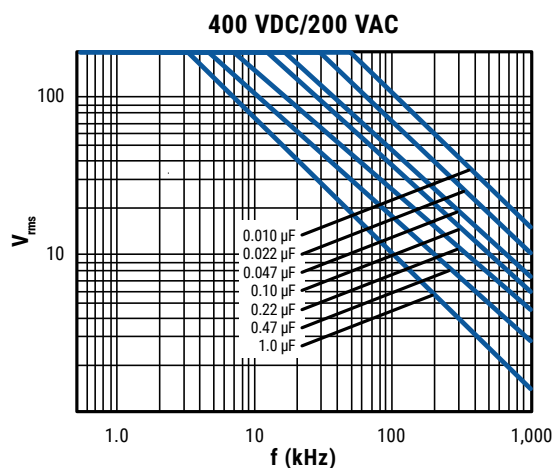
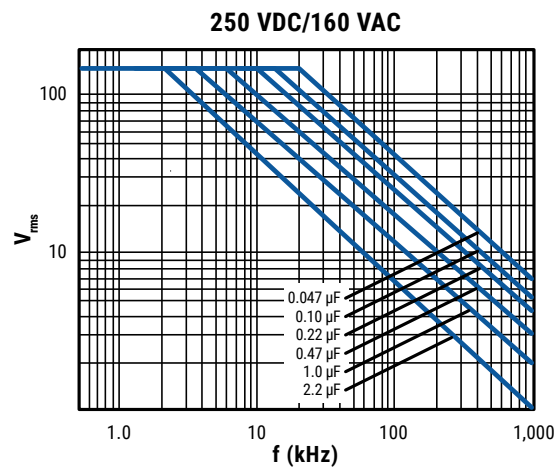
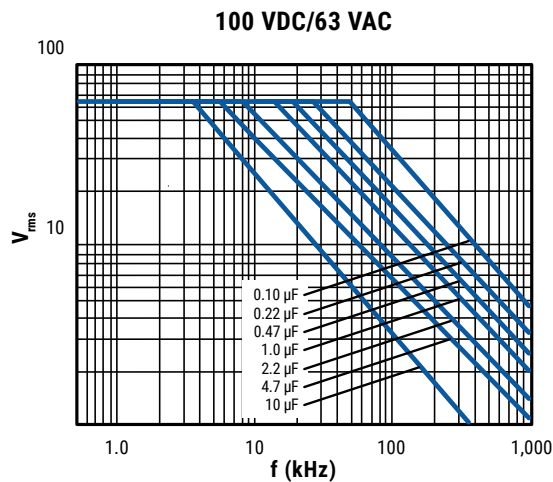
Derating of V_{rms} vs. Frequency, +100°C Ambient Temperature & 20°C Internal Heating, Typical Values

Lead spacing 5.0 mm



Derating of V_{rms} vs. Frequency, +100°C Ambient Temperature & 20°C Internal Heating, Typical Values (cont'd)

Lead spacing 7.5 – 27.5 mm



Environmental Test Data

| Damp Heat Test | |
|-----------------|---|
| Test Conditions | T = +40°C, RH = 93%, t = 56 days |
| Test Criteria | $\Delta C/C \leq \pm 3\%$ |
| | $\Delta \tan\delta \leq 0.0025$ (1 kHz) |
| | IR after test 0.5 x IR minimum |
| Endurance Test | |
| Test Conditions | T = +125°C, V = 1.25 x (0.5 x V _R) |
| Test Criteria | t = 2,000 hours |
| | $\Delta C/C \leq \pm 3\%$ |
| | $\Delta \tan\delta \leq 0.002$ (1 kHz), C > 1 μ F |
| | $\Delta \tan\delta \leq 0.003$ (10 kHz), C \leq 1 μ F |
| | IR after test 0.5 x IR minimum |

Environmental Compliance

All KEMET PPS capacitors are RoHS compliant.

Table 1 – Ratings & Part Number Reference

| VDC | VAC | Capacitance Value (µF) | Size Code (New/Legacy) | Maximum Dimensions in mm | | | Lead Spacing (p) | dV/dt (V/µs) | New KEMET Part Number | Legacy Part Number |
|-----|-----|------------------------|------------------------|--------------------------|--------|--------|------------------|--------------|-----------------------|----------------------|
| | | | | B | H | L | | | | |
| 50 | 30 | 0.001 | JF/J01 | 2.5 | 6.5 | 7.2 | 5 | 40 | F211JF102(1)050(2) | SMR5102(3)50J01(2) |
| 50 | 30 | 0.0012 | JF/J01 | 2.5 | 6.5 | 7.2 | 5 | 40 | F211JF122(1)050(2) | SMR5122(3)50J01(2) |
| 50 | 30 | 0.0015 | JF/J01 | 2.5 | 6.5 | 7.2 | 5 | 40 | F211JF152(1)050(2) | SMR5152(3)50J01(2) |
| 50 | 30 | 0.0018 | JF/J01 | 2.5 | 6.5 | 7.2 | 5 | 40 | F211JF182(1)050(2) | SMR5182(3)50J01(2) |
| 50 | 30 | 0.0022 | JF/J01 | 2.5 | 6.5 | 7.2 | 5 | 40 | F211JF222(1)050(2) | SMR5222(3)50J01(2) |
| 50 | 30 | 0.0027 | JF/J01 | 2.5 | 6.5 | 7.2 | 5 | 40 | F211JF272(1)050(2) | SMR5272(3)50J01(2) |
| 50 | 30 | 0.0033 | JF/J01 | 2.5 | 6.5 | 7.2 | 5 | 40 | F211JF332(1)050(2) | SMR5332(3)50J01(2) |
| 50 | 30 | 0.0039 | JF/J01 | 2.5 | 6.5 | 7.2 | 5 | 40 | F211JF392(1)050(2) | SMR5392(3)50J01(2) |
| 50 | 30 | 0.0047 | JF/J01 | 2.5 | 6.5 | 7.2 | 5 | 20 | F211JF472(1)050(2) | SMR5472(3)50J01(2) |
| 50 | 30 | 0.0056 | JF/J01 | 2.5 | 6.5 | 7.2 | 5 | 20 | F211JF562(1)050(2) | SMR5562(3)50J01(2) |
| 50 | 30 | 0.0068 | JF/J01 | 2.5 | 6.5 | 7.2 | 5 | 20 | F211JF682(1)050(2) | SMR5682(3)50J01(2) |
| 50 | 30 | 0.0082 | JF/J01 | 2.5 | 6.5 | 7.2 | 5 | 20 | F211JF822(1)050(2) | SMR5822(3)50J01(2) |
| 50 | 30 | 0.01 | JF/J01 | 2.5 | 6.5 | 7.2 | 5 | 20 | F211JF103(1)050(2) | SMR5103(3)50J01(2) |
| 50 | 30 | 0.012 | JF/J01 | 2.5 | 6.5 | 7.2 | 5 | 15 | F211JF123(1)050(2) | SMR5123(3)50J01(2) |
| 50 | 30 | 0.015 | JF/J01 | 2.5 | 6.5 | 7.2 | 5 | 15 | F211JF153(1)050(2) | SMR5153(3)50J01(2) |
| 50 | 30 | 0.018 | JF/J01 | 2.5 | 6.5 | 7.2 | 5 | 15 | F211JF183(1)050(2) | SMR5183(3)50J01(2) |
| 50 | 30 | 0.022 | JF/J01 | 2.5 | 6.5 | 7.2 | 5 | 15 | F211JF223(1)050(2) | SMR5223(3)50J01(2) |
| 50 | 30 | 0.027 | JF/J01 | 2.5 | 6.5 | 7.2 | 5 | 15 | F211JF273(1)050(2) | SMR5273(3)50J01(2) |
| 50 | 30 | 0.033 | JF/J01 | 2.5 | 6.5 | 7.2 | 5 | 15 | F211JF333(1)050(2) | SMR5333(3)50J01(2) |
| 50 | 30 | 0.039 | JF/J01 | 2.5 | 6.5 | 7.2 | 5 | 15 | F211JF393(1)050(2) | SMR5393(3)50J01(2) |
| 50 | 30 | 0.047 | JF/J01 | 2.5 | 6.5 | 7.2 | 5 | 6 | F211JF473(1)050(2) | SMR5473(3)50J01(2) |
| 50 | 30 | 0.056 | JF/J01 | 2.5 | 6.5 | 7.2 | 5 | 6 | F211JF563(1)050(2) | SMR5563(3)50J01(2) |
| 50 | 30 | 0.068 | JF/J01 | 2.5 | 6.5 | 7.2 | 5 | 6 | F211JF683(1)050(2) | SMR5683(3)50J01(2) |
| 50 | 30 | 0.082 | JF/J01 | 2.5 | 6.5 | 7.2 | 5 | 6 | F211JF823(1)050(2) | SMR5823(3)50J01(2) |
| 50 | 30 | 0.1 | JF/J01 | 2.5 | 6.5 | 7.2 | 5 | 6 | F211JF104(1)050(2) | SMR5104(3)50J01(2) |
| 50 | 30 | 0.12 | JF/J01 | 2.5 | 6.5 | 7.2 | 5 | 6 | F211JF124(1)050(2) | SMR5124(3)50J01(2) |
| 50 | 30 | 0.15 | JJ/J02 | 3.5 | 8 | 7.2 | 5 | 6 | F211JJ154(1)050(2) | SMR5154(3)50J02(2) |
| 50 | 30 | 0.18 | JJ/J02 | 3.5 | 8 | 7.2 | 5 | 6 | F211JJ184(1)050(2) | SMR5184(3)50J02(2) |
| 50 | 30 | 0.22 | JJ/J02 | 3.5 | 8 | 7.2 | 5 | 6 | F211JJ224(1)050(2) | SMR5224(3)50J02(2) |
| 50 | 30 | 0.27 | JJ/J02 | 3.5 | 8 | 7.2 | 5 | 6 | F211JJ274(1)050(2) | SMR5274(3)50J02(2) |
| 50 | 30 | 0.33 | JL/J03 | 4.5 | 9 | 7.2 | 5 | 6 | F211JL334(1)050(2) | SMR5334(3)50J03(2) |
| 50 | 30 | 0.39 | JL/J03 | 4.5 | 9 | 7.2 | 5 | 6 | F211JL394(1)050(2) | SMR5394(3)50J03(2) |
| 50 | 30 | 0.47 | JQ/J04 | 5 | 10 | 7.2 | 5 | 6 | F211JQ474(1)050(2) | SMR5474(3)50J04(2) |
| 50 | 30 | 0.56 | JQ/J04 | 5 | 10 | 7.2 | 5 | 6 | F211JQ564(1)050(2) | SMR5564(3)50J04(2) |
| 50 | 30 | 0.68 | JT/J05 | 6 | 11 | 7.2 | 5 | 6 | F211JT684(1)050(2) | SMR5684(3)50J05(2) |
| 50 | 30 | 0.82 | JT/J05 | 6 | 11 | 7.2 | 5 | 6 | F211JT824(1)050(2) | SMR5824(3)50J05(2) |
| 50 | 30 | 1 | JU/J06 | 7.2 | 13 | 7.2 | 5 | 6 | F211JU105(1)050(2) | SMR5105(3)50J06(2) |
| 50 | 30 | 1.2 | JU/J06 | 7.2 | 13 | 7.2 | 5 | 6 | F211JU125(1)050(2) | SMR5125(3)50J06(2) |
| 50 | 30 | 0.001 | KG/K01 | 4 | 8 | 10 | 7.5 | 30 | F211KG102(1)050(2) | SMR7.5102(3)50K01(2) |
| 50 | 30 | 0.0012 | KG/K01 | 4 | 8 | 10 | 7.5 | 30 | F211KG122(1)050(2) | SMR7.5122(3)50K01(2) |
| 50 | 30 | 0.0015 | KG/K01 | 4 | 8 | 10 | 7.5 | 30 | F211KG152(1)050(2) | SMR7.5152(3)50K01(2) |
| 50 | 30 | 0.0018 | KG/K01 | 4 | 8 | 10 | 7.5 | 30 | F211KG182(1)050(2) | SMR7.5182(3)50K01(2) |
| 50 | 30 | 0.0022 | KG/K01 | 4 | 8 | 10 | 7.5 | 30 | F211KG222(1)050(2) | SMR7.5222(3)50K01(2) |
| 50 | 30 | 0.0027 | KG/K01 | 4 | 8 | 10 | 7.5 | 30 | F211KG272(1)050(2) | SMR7.5272(3)50K01(2) |
| 50 | 30 | 0.0033 | KG/K01 | 4 | 8 | 10 | 7.5 | 30 | F211KG332(1)050(2) | SMR7.5332(3)50K01(2) |
| 50 | 30 | 0.0039 | KG/K01 | 4 | 8 | 10 | 7.5 | 30 | F211KG392(1)050(2) | SMR7.5392(3)50K01(2) |
| 50 | 30 | 0.0047 | KG/K01 | 4 | 8 | 10 | 7.5 | 30 | F211KG472(1)050(2) | SMR7.5472(3)50K01(2) |
| 50 | 30 | 0.0056 | KG/K01 | 4 | 8 | 10 | 7.5 | 30 | F211KG562(1)050(2) | SMR7.5562(3)50K01(2) |
| 50 | 30 | 0.0068 | KG/K01 | 4 | 8 | 10 | 7.5 | 30 | F211KG682(1)050(2) | SMR7.5682(3)50K01(2) |
| 50 | 30 | 0.0082 | KG/K01 | 4 | 8 | 10 | 7.5 | 30 | F211KG822(1)050(2) | SMR7.5822(3)50K01(2) |
| 50 | 30 | 0.01 | KG/K01 | 4 | 8 | 10 | 7.5 | 30 | F211KG103(1)050(2) | SMR7.5103(3)50K01(2) |
| 50 | 30 | 0.012 | KG/K01 | 4 | 8 | 10 | 7.5 | 30 | F211KG123(1)050(2) | SMR7.5123(3)50K01(2) |
| 50 | 30 | 0.015 | KG/K01 | 4 | 8 | 10 | 7.5 | 30 | F211KG153(1)050(2) | SMR7.5153(3)50K01(2) |
| 50 | 30 | 0.018 | KG/K01 | 4 | 8 | 10 | 7.5 | 30 | F211KG183(1)050(2) | SMR7.5183(3)50K01(2) |
| 50 | 30 | 0.022 | KG/K01 | 4 | 8 | 10 | 7.5 | 30 | F211KG223(1)050(2) | SMR7.5223(3)50K01(2) |
| 50 | 30 | 0.027 | KG/K01 | 4 | 8 | 10 | 7.5 | 20 | F211KG273(1)050(2) | SMR7.5273(3)50K01(2) |
| VDC | VAC | Capacitance Value (µF) | Size Code (New/Legacy) | B (mm) | H (mm) | L (mm) | Lead Spacing (p) | dV/dt (V/µs) | New KEMET Part Number | Legacy Part Number |

(1) R = ±2.5%, J = ±5%, K = ±10%, M = ±20%

(2) Insert lead and packaging code. See Ordering Options Table for available options.

(3) H = ±2.5%, J = ±5%, K = ±10%, M = ±20%

Table 1 – Ratings & Part Number Reference cont'd

| VDC | VAC | Capacitance Value (µF) | Size Code (New/Legacy) | Maximum Dimensions in mm | | | Lead Spacing (p) | dV/dt (V/µs) | New KEMET Part Number | Legacy Part Number |
|-----|-----|------------------------|------------------------|--------------------------|--------|--------|------------------|--------------|-----------------------|----------------------|
| | | | | B | H | L | | | | |
| 50 | 30 | 0.033 | KG/K01 | 4 | 8 | 10 | 7.5 | 20 | F211KG333(1)050(2) | SMR7.5333(3)50K01(2) |
| 50 | 30 | 0.039 | KG/K01 | 4 | 8 | 10 | 7.5 | 20 | F211KG393(1)050(2) | SMR7.5393(3)50K01(2) |
| 50 | 30 | 0.047 | KG/K01 | 4 | 8 | 10 | 7.5 | 20 | F211KG473(1)050(2) | SMR7.5473(3)50K01(2) |
| 50 | 30 | 0.056 | KG/K01 | 4 | 8 | 10 | 7.5 | 15 | F211KG563(1)050(2) | SMR7.5563(3)50K01(2) |
| 50 | 30 | 0.068 | KG/K01 | 4 | 8 | 10 | 7.5 | 15 | F211KG683(1)050(2) | SMR7.5683(3)50K01(2) |
| 50 | 30 | 0.082 | KG/K01 | 4 | 8 | 10 | 7.5 | 15 | F211KG823(1)050(2) | SMR7.5823(3)50K01(2) |
| 50 | 30 | 0.1 | KG/K01 | 4 | 8 | 10 | 7.5 | 15 | F211KG104(1)050(2) | SMR7.5104(3)50K01(2) |
| 50 | 30 | 0.12 | KG/K01 | 4 | 8 | 10 | 7.5 | 15 | F211KG124(1)050(2) | SMR7.5124(3)50K01(2) |
| 50 | 30 | 0.15 | KG/K01 | 4 | 8 | 10 | 7.5 | 10 | F211KG154(1)050(2) | SMR7.5154(3)50K01(2) |
| 50 | 30 | 0.18 | KG/K01 | 4 | 8 | 10 | 7.5 | 10 | F211KG184(1)050(2) | SMR7.5184(3)50K01(2) |
| 50 | 30 | 0.22 | KG/K01 | 4 | 8 | 10 | 7.5 | 10 | F211KG224(1)050(2) | SMR7.5224(3)50K01(2) |
| 50 | 30 | 0.27 | KG/K01 | 4 | 8 | 10 | 7.5 | 10 | F211KG274(1)050(2) | SMR7.5274(3)50K01(2) |
| 50 | 30 | 0.33 | KG/K01 | 4 | 8 | 10 | 7.5 | 10 | F211KG334(1)050(2) | SMR7.5334(3)50K01(2) |
| 50 | 30 | 0.39 | KG/K01 | 4 | 8 | 10 | 7.5 | 10 | F211KG394(1)050(2) | SMR7.5394(3)50K01(2) |
| 50 | 30 | 0.47 | KK/K03 | 5 | 11 | 10 | 7.5 | 10 | F211KK474(1)050(2) | SMR7.5474(3)50K03(2) |
| 50 | 30 | 0.56 | KK/K03 | 5 | 11 | 10 | 7.5 | 10 | F211KK564(1)050(2) | SMR7.5564(3)50K03(2) |
| 50 | 30 | 0.68 | KK/K03 | 5 | 11 | 10 | 7.5 | 10 | F211KK684(1)050(2) | SMR7.5684(3)50K03(2) |
| 50 | 30 | 0.82 | KK/K03 | 5 | 11 | 10 | 7.5 | 10 | F211KK824(1)050(2) | SMR7.5824(3)50K03(2) |
| 50 | 30 | 1 | KM/K04 | 6 | 12 | 10.5 | 7.5 | 10 | F211KM105(1)050(2) | SMR7.5105(3)50K04(2) |
| 50 | 30 | 1.2 | KM/K04 | 6 | 12 | 10.5 | 7.5 | 10 | F211KM125(1)050(2) | SMR7.5125(3)50K04(2) |
| 50 | 30 | 0.0027 | AG/A01 | 4 | 9 | 13 | 10 | 25 | F211AG272(1)050(2) | SMR10272(3)50A01(2) |
| 50 | 30 | 0.0033 | AG/A01 | 4 | 9 | 13 | 10 | 25 | F211AG332(1)050(2) | SMR10332(3)50A01(2) |
| 50 | 30 | 0.0039 | AG/A01 | 4 | 9 | 13 | 10 | 25 | F211AG392(1)050(2) | SMR10392(3)50A01(2) |
| 50 | 30 | 0.0047 | AG/A01 | 4 | 9 | 13 | 10 | 25 | F211AG472(1)050(2) | SMR10472(3)50A01(2) |
| 50 | 30 | 0.0056 | AG/A01 | 4 | 9 | 13 | 10 | 25 | F211AG562(1)050(2) | SMR10562(3)50A01(2) |
| 50 | 30 | 0.0068 | AG/A01 | 4 | 9 | 13 | 10 | 25 | F211AG682(1)050(2) | SMR10682(3)50A01(2) |
| 50 | 30 | 0.0082 | AG/A01 | 4 | 9 | 13 | 10 | 25 | F211AG822(1)050(2) | SMR10822(3)50A01(2) |
| 50 | 30 | 0.01 | AG/A01 | 4 | 9 | 13 | 10 | 25 | F211AG103(1)050(2) | SMR10103(3)50A01(2) |
| 50 | 30 | 0.012 | AG/A01 | 4 | 9 | 13 | 10 | 25 | F211AG123(1)050(2) | SMR10123(3)50A01(2) |
| 50 | 30 | 0.015 | AG/A01 | 4 | 9 | 13 | 10 | 25 | F211AG153(1)050(2) | SMR10153(3)50A01(2) |
| 50 | 30 | 0.018 | AG/A01 | 4 | 9 | 13 | 10 | 25 | F211AG183(1)050(2) | SMR10183(3)50A01(2) |
| 50 | 30 | 0.022 | AG/A01 | 4 | 9 | 13 | 10 | 25 | F211AG223(1)050(2) | SMR10223(3)50A01(2) |
| 50 | 30 | 0.027 | AG/A01 | 4 | 9 | 13 | 10 | 25 | F211AG273(1)050(2) | SMR10273(3)50A01(2) |
| 50 | 30 | 0.033 | AG/A01 | 4 | 9 | 13 | 10 | 25 | F211AG333(1)050(2) | SMR10333(3)50A01(2) |
| 50 | 30 | 0.039 | AG/A01 | 4 | 9 | 13 | 10 | 15 | F211AG393(1)050(2) | SMR10393(3)50A01(2) |
| 50 | 30 | 0.047 | AG/A01 | 4 | 9 | 13 | 10 | 15 | F211AG473(1)050(2) | SMR10473(3)50A01(2) |
| 50 | 30 | 0.056 | AG/A01 | 4 | 9 | 13 | 10 | 15 | F211AG563(1)050(2) | SMR10563(3)50A01(2) |
| 50 | 30 | 0.068 | AG/A01 | 4 | 9 | 13 | 10 | 15 | F211AG683(1)050(2) | SMR10683(3)50A01(2) |
| 50 | 30 | 0.082 | AG/A01 | 4 | 9 | 13 | 10 | 10 | F211AG823(1)050(2) | SMR10823(3)50A01(2) |
| 50 | 30 | 0.1 | AG/A01 | 4 | 9 | 13 | 10 | 10 | F211AG104(1)050(2) | SMR10104(3)50A01(2) |
| 50 | 30 | 0.12 | AG/A01 | 4 | 9 | 13 | 10 | 10 | F211AG124(1)050(2) | SMR10124(3)50A01(2) |
| 50 | 30 | 0.15 | AG/A01 | 4 | 9 | 13 | 10 | 10 | F211AG154(1)050(2) | SMR10154(3)50A01(2) |
| 50 | 30 | 0.18 | AG/A01 | 4 | 9 | 13 | 10 | 10 | F211AG184(1)050(2) | SMR10184(3)50A01(2) |
| 50 | 30 | 0.22 | AG/A01 | 4 | 9 | 13 | 10 | 10 | F211AG224(1)050(2) | SMR10224(3)50A01(2) |
| 50 | 30 | 0.27 | AG/A01 | 4 | 9 | 13 | 10 | 8 | F211AG274(1)050(2) | SMR10274(3)50A01(2) |
| 50 | 30 | 0.33 | AG/A01 | 4 | 9 | 13 | 10 | 8 | F211AG334(1)050(2) | SMR10334(3)50A01(2) |
| 50 | 30 | 0.39 | AG/A01 | 4 | 9 | 13 | 10 | 8 | F211AG394(1)050(2) | SMR10394(3)50A01(2) |
| 50 | 30 | 0.47 | AG/A01 | 4 | 9 | 13 | 10 | 8 | F211AG474(1)050(2) | SMR10474(3)50A01(2) |
| 50 | 30 | 0.56 | AG/A01 | 4 | 9 | 13 | 10 | 8 | F211AG564(1)050(2) | SMR10564(3)50A01(2) |
| 50 | 30 | 0.68 | AG/A01 | 4 | 9 | 13 | 10 | 8 | F211AG684(1)050(2) | SMR10684(3)50A01(2) |
| 50 | 30 | 0.82 | AH/A02 | 4.5 | 10.5 | 13 | 10 | 8 | F211AH824(1)050(2) | SMR10824(3)50A02(2) |
| 50 | 30 | 1 | AK/A03 | 4.5 | 10.5 | 13 | 10 | 8 | F211AK105(1)050(2) | SMR10105(3)50A03(2) |
| 50 | 30 | 1.2 | AK/A03 | 5 | 11 | 13 | 10 | 8 | F211AK125(1)050(2) | SMR10125(3)50A03(2) |
| 50 | 30 | 1.5 | AP/A04 | 6 | 12 | 13 | 10 | 8 | F211AP155(1)050(2) | SMR10155(3)50A04(2) |
| 50 | 30 | 1.8 | AP/A04 | 6 | 12 | 13 | 10 | 8 | F211AP185(1)050(2) | SMR10185(3)50A04(2) |
| 50 | 30 | 2.2 | BJ/B10 | 6.5 | 12.5 | 18 | 15 | 6 | F211BJ225(1)050(2) | SMR15225(3)50B10(2) |
| VDC | VAC | Capacitance Value (µF) | Size Code (New/Legacy) | B (mm) | H (mm) | L (mm) | Lead Spacing (p) | dV/dt (V/µs) | New KEMET Part Number | Legacy Part Number |

(1) R = ±2.5%, J = ±5%, K = ±10%, M = ±20%
 (2) Insert lead and packaging code. See Ordering Options Table for available options.
 (3) H = ±2.5%, J = ±5%, K = ±10%, M = ±20%

Table 1 – Ratings & Part Number Reference cont'd

| VDC | VAC | Capacitance Value (µF) | Size Code (New/Legacy) | Maximum Dimensions in mm | | | Lead Spacing (p) | dV/dt (V/µs) | New KEMET Part Number | Legacy Part Number |
|-----|-----|------------------------|------------------------|--------------------------|--------|--------|------------------|--------------|-----------------------|-----------------------|
| | | | | B | H | L | | | | |
| 50 | 30 | 2.7 | BL/B06 | 7.5 | 14.5 | 18 | 15 | 6 | F211BL275(1)050(2) | SMR15275(3)50B06(2) |
| 50 | 30 | 3.3 | BL/B06 | 7.5 | 14.5 | 18 | 15 | 6 | F211BL335(1)050(2) | SMR15335(3)50B06(2) |
| 50 | 30 | 3.9 | BM/B12 | 8 | 15 | 18 | 15 | 6 | F211BM395(1)050(2) | SMR15395(3)50B12(2) |
| 50 | 30 | 4.7 | BV/B14 | 8.5 | 16 | 18 | 15 | 6 | F211BV475(1)050(2) | SMR15475(3)50B14(2) |
| 50 | 30 | 5.6 | BV/B14 | 9.5 | 17.5 | 18 | 15 | 6 | F211BV565(1)050(2) | SMR15565(3)50B14(2) |
| 50 | 30 | 6.8 | DM/D15 | 9 | 18.5 | 26 | 22.5 | 3 | F211DM685(1)050(2) | SMR22.5685(3)50D15(2) |
| 50 | 30 | 8.2 | DM/D15 | 9 | 18.5 | 26 | 22.5 | 3 | F211DM825(1)050(2) | SMR22.5825(3)50D15(2) |
| 50 | 30 | 10 | DR/D18 | 10.5 | 19 | 26 | 22.5 | 3 | F211DR106(1)050(2) | SMR22.5106(3)50D18(2) |
| 50 | 30 | 12 | DT/D16 | 11 | 21.5 | 26 | 22.5 | 3 | F211DT126(1)050(2) | SMR22.5126(3)50D16(2) |
| 50 | 30 | 15 | FE/F11 | 10.5 | 20.5 | 31.5 | 27.5 | 2 | F211FE156(1)050(2) | SMR27.5156(3)50F11(2) |
| 50 | 30 | 18 | FG/F12 | 11.5 | 22.5 | 31.5 | 27.5 | 2 | F211FG186(1)050(2) | SMR27.5186(3)50F12(2) |
| 50 | 30 | 22 | FM/F13 | 14.5 | 24.5 | 31.5 | 27.5 | 2 | F211FM226(1)050(2) | SMR27.5226(3)50F13(2) |
| 63 | 40 | 0.001 | JF/J01 | 2.5 | 6.5 | 7.2 | 5 | 40 | F211JF102(1)063(2) | SMR5102(3)63J01(2) |
| 63 | 40 | 0.0012 | JF/J01 | 2.5 | 6.5 | 7.2 | 5 | 40 | F211JF122(1)063(2) | SMR5122(3)63J01(2) |
| 63 | 40 | 0.0015 | JF/J01 | 2.5 | 6.5 | 7.2 | 5 | 40 | F211JF152(1)063(2) | SMR5152(3)63J01(2) |
| 63 | 40 | 0.0018 | JF/J01 | 2.5 | 6.5 | 7.2 | 5 | 40 | F211JF182(1)063(2) | SMR5182(3)63J01(2) |
| 63 | 40 | 0.0022 | JF/J01 | 2.5 | 6.5 | 7.2 | 5 | 40 | F211JF222(1)063(2) | SMR5222(3)63J01(2) |
| 63 | 40 | 0.0027 | JF/J01 | 2.5 | 6.5 | 7.2 | 5 | 40 | F211JF272(1)063(2) | SMR5272(3)63J01(2) |
| 63 | 40 | 0.0033 | JF/J01 | 2.5 | 6.5 | 7.2 | 5 | 40 | F211JF332(1)063(2) | SMR5332(3)63J01(2) |
| 63 | 40 | 0.0039 | JF/J01 | 2.5 | 6.5 | 7.2 | 5 | 40 | F211JF392(1)063(2) | SMR5392(3)63J01(2) |
| 63 | 40 | 0.0047 | JF/J01 | 2.5 | 6.5 | 7.2 | 5 | 20 | F211JF472(1)063(2) | SMR5472(3)63J01(2) |
| 63 | 40 | 0.0056 | JF/J01 | 2.5 | 6.5 | 7.2 | 5 | 20 | F211JF562(1)063(2) | SMR5562(3)63J01(2) |
| 63 | 40 | 0.0068 | JF/J01 | 2.5 | 6.5 | 7.2 | 5 | 20 | F211JF682(1)063(2) | SMR5682(3)63J01(2) |
| 63 | 40 | 0.0082 | JF/J01 | 2.5 | 6.5 | 7.2 | 5 | 20 | F211JF822(1)063(2) | SMR5822(3)63J01(2) |
| 63 | 40 | 0.01 | JF/J01 | 2.5 | 6.5 | 7.2 | 5 | 20 | F211JF103(1)063(2) | SMR5103(3)63J01(2) |
| 63 | 40 | 0.012 | JF/J01 | 2.5 | 6.5 | 7.2 | 5 | 15 | F211JF123(1)063(2) | SMR5123(3)63J01(2) |
| 63 | 40 | 0.015 | JF/J01 | 2.5 | 6.5 | 7.2 | 5 | 15 | F211JF153(1)063(2) | SMR5153(3)63J01(2) |
| 63 | 40 | 0.018 | JF/J01 | 2.5 | 6.5 | 7.2 | 5 | 15 | F211JF183(1)063(2) | SMR5183(3)63J01(2) |
| 63 | 40 | 0.022 | JF/J01 | 2.5 | 6.5 | 7.2 | 5 | 15 | F211JF223(1)063(2) | SMR5223(3)63J01(2) |
| 63 | 40 | 0.027 | JF/J01 | 2.5 | 6.5 | 7.2 | 5 | 15 | F211JF273(1)063(2) | SMR5273(3)63J01(2) |
| 63 | 40 | 0.033 | JF/J01 | 2.5 | 6.5 | 7.2 | 5 | 15 | F211JF333(1)063(2) | SMR5333(3)63J01(2) |
| 63 | 40 | 0.039 | JF/J01 | 2.5 | 6.5 | 7.2 | 5 | 15 | F211JF393(1)063(2) | SMR5393(3)63J01(2) |
| 63 | 40 | 0.047 | JF/J01 | 2.5 | 6.5 | 7.2 | 5 | 6 | F211JF473(1)063(2) | SMR5473(3)63J01(2) |
| 63 | 40 | 0.056 | JF/J01 | 2.5 | 6.5 | 7.2 | 5 | 6 | F211JF563(1)063(2) | SMR5563(3)63J01(2) |
| 63 | 40 | 0.068 | JF/J01 | 2.5 | 6.5 | 7.2 | 5 | 6 | F211JF683(1)063(2) | SMR5683(3)63J01(2) |
| 63 | 40 | 0.082 | JJ/J02 | 3.5 | 8 | 7.2 | 5 | 6 | F211JJ823(1)063(2) | SMR5823(3)63J02(2) |
| 63 | 40 | 0.1 | JJ/J02 | 3.5 | 8 | 7.2 | 5 | 6 | F211JJ104(1)063(2) | SMR5104(3)63J02(2) |
| 63 | 40 | 0.12 | JJ/J02 | 3.5 | 8 | 7.2 | 5 | 6 | F211JJ124(1)063(2) | SMR5124(3)63J02(2) |
| 63 | 40 | 0.15 | JJ/J02 | 3.5 | 8 | 7.2 | 5 | 6 | F211JJ154(1)063(2) | SMR5154(3)63J02(2) |
| 63 | 40 | 0.18 | JL/J03 | 4.5 | 9 | 7.2 | 5 | 6 | F211JL184(1)063(2) | SMR5184(3)63J03(2) |
| 63 | 40 | 0.22 | JL/J03 | 4.5 | 9 | 7.2 | 5 | 6 | F211JL224(1)063(2) | SMR5224(3)63J03(2) |
| 63 | 40 | 0.27 | JQ/J04 | 5 | 10 | 7.2 | 5 | 6 | F211JQ274(1)063(2) | SMR5274(3)63J04(2) |
| 63 | 40 | 0.33 | JQ/J04 | 5 | 10 | 7.2 | 5 | 6 | F211JQ334(1)063(2) | SMR5334(3)63J04(2) |
| 63 | 40 | 0.39 | JT/J05 | 6 | 11 | 7.2 | 5 | 6 | F211JT394(1)063(2) | SMR5394(3)63J05(2) |
| 63 | 40 | 0.47 | JT/J05 | 6 | 11 | 7.2 | 5 | 6 | F211JT474(1)063(2) | SMR5474(3)63J05(2) |
| 63 | 40 | 0.56 | JU/J06 | 7.2 | 13 | 7.2 | 5 | 6 | F211JU564(1)063(2) | SMR5564(3)63J06(2) |
| 63 | 40 | 0.68 | JU/J06 | 7.2 | 13 | 7.2 | 5 | 6 | F211JU684(1)063(2) | SMR5684(3)63J06(2) |
| 63 | 40 | 0.001 | KG/K01 | 4 | 8 | 10 | 7.5 | 30 | F211KG102(1)063(2) | SMR7.5102(3)63K01(2) |
| 63 | 40 | 0.0012 | KG/K01 | 4 | 8 | 10 | 7.5 | 30 | F211KG122(1)063(2) | SMR7.5122(3)63K01(2) |
| 63 | 40 | 0.0015 | KG/K01 | 4 | 8 | 10 | 7.5 | 30 | F211KG152(1)063(2) | SMR7.5152(3)63K01(2) |
| 63 | 40 | 0.0018 | KG/K01 | 4 | 8 | 10 | 7.5 | 30 | F211KG182(1)063(2) | SMR7.5182(3)63K01(2) |
| 63 | 40 | 0.0022 | KG/K01 | 4 | 8 | 10 | 7.5 | 30 | F211KG222(1)063(2) | SMR7.5222(3)63K01(2) |
| 63 | 40 | 0.0027 | KG/K01 | 4 | 8 | 10 | 7.5 | 30 | F211KG272(1)063(2) | SMR7.5272(3)63K01(2) |
| 63 | 40 | 0.0033 | KG/K01 | 4 | 8 | 10 | 7.5 | 30 | F211KG332(1)063(2) | SMR7.5332(3)63K01(2) |
| 63 | 40 | 0.0039 | KG/K01 | 4 | 8 | 10 | 7.5 | 30 | F211KG392(1)063(2) | SMR7.5392(3)63K01(2) |
| 63 | 40 | 0.0047 | KG/K01 | 4 | 8 | 10 | 7.5 | 30 | F211KG472(1)063(2) | SMR7.5472(3)63K01(2) |
| VDC | VAC | Capacitance Value (µF) | Size Code (New/Legacy) | B (mm) | H (mm) | L (mm) | Lead Spacing (p) | dV/dt (V/µs) | New KEMET Part Number | Legacy Part Number |

(1) R = ±2.5%, J = ±5%, K = ±10%, M = ±20%
 (2) Insert lead and packaging code. See Ordering Options Table for available options.
 (3) H = ±2.5%, J = ±5%, K = ±10%, M = ±20%

Table 1 – Ratings & Part Number Reference cont'd

| VDC | VAC | Capacitance Value (µF) | Size Code (New/Legacy) | Maximum Dimensions in mm | | | Lead Spacing (p) | dV/dt (V/µs) | New KEMET Part Number | Legacy Part Number |
|-----|-----|------------------------|------------------------|--------------------------|--------|--------|------------------|--------------|-----------------------|----------------------|
| | | | | B | H | L | | | | |
| 63 | 40 | 0.0056 | KG/K01 | 4 | 8 | 10 | 7.5 | 30 | F211KG562(1)063(2) | SMR7.5562(3)63K01(2) |
| 63 | 40 | 0.0068 | KG/K01 | 4 | 8 | 10 | 7.5 | 30 | F211KG682(1)063(2) | SMR7.5682(3)63K01(2) |
| 63 | 40 | 0.0082 | KG/K01 | 4 | 8 | 10 | 7.5 | 30 | F211KG822(1)063(2) | SMR7.5822(3)63K01(2) |
| 63 | 40 | 0.01 | KG/K01 | 4 | 8 | 10 | 7.5 | 30 | F211KG103(1)063(2) | SMR7.5103(3)63K01(2) |
| 63 | 40 | 0.012 | KG/K01 | 4 | 8 | 10 | 7.5 | 30 | F211KG123(1)063(2) | SMR7.5123(3)63K01(2) |
| 63 | 40 | 0.015 | KG/K01 | 4 | 8 | 10 | 7.5 | 30 | F211KG153(1)063(2) | SMR7.5153(3)63K01(2) |
| 63 | 40 | 0.018 | KG/K01 | 4 | 8 | 10 | 7.5 | 30 | F211KG183(1)063(2) | SMR7.5183(3)63K01(2) |
| 63 | 40 | 0.022 | KG/K01 | 4 | 8 | 10 | 7.5 | 30 | F211KG223(1)063(2) | SMR7.5223(3)63K01(2) |
| 63 | 40 | 0.027 | KG/K01 | 4 | 8 | 10 | 7.5 | 20 | F211KG273(1)063(2) | SMR7.5273(3)63K01(2) |
| 63 | 40 | 0.033 | KG/K01 | 4 | 8 | 10 | 7.5 | 20 | F211KG333(1)063(2) | SMR7.5333(3)63K01(2) |
| 63 | 40 | 0.039 | KG/K01 | 4 | 8 | 10 | 7.5 | 20 | F211KG393(1)063(2) | SMR7.5393(3)63K01(2) |
| 63 | 40 | 0.047 | KG/K01 | 4 | 8 | 10 | 7.5 | 20 | F211KG473(1)063(2) | SMR7.5473(3)63K01(2) |
| 63 | 40 | 0.056 | KG/K01 | 4 | 8 | 10 | 7.5 | 15 | F211KG563(1)063(2) | SMR7.5563(3)63K01(2) |
| 63 | 40 | 0.068 | KG/K01 | 4 | 8 | 10 | 7.5 | 15 | F211KG683(1)063(2) | SMR7.5683(3)63K01(2) |
| 63 | 40 | 0.082 | KG/K01 | 4 | 8 | 10 | 7.5 | 15 | F211KG823(1)063(2) | SMR7.5823(3)63K01(2) |
| 63 | 40 | 0.1 | KG/K01 | 4 | 8 | 10 | 7.5 | 15 | F211KG104(1)063(2) | SMR7.5104(3)63K01(2) |
| 63 | 40 | 0.12 | KG/K01 | 4 | 8 | 10 | 7.5 | 15 | F211KG124(1)063(2) | SMR7.5124(3)63K01(2) |
| 63 | 40 | 0.15 | KG/K01 | 4 | 8 | 10 | 7.5 | 10 | F211KG154(1)063(2) | SMR7.5154(3)63K01(2) |
| 63 | 40 | 0.18 | KG/K01 | 4 | 8 | 10 | 7.5 | 10 | F211KG184(1)063(2) | SMR7.5184(3)63K01(2) |
| 63 | 40 | 0.22 | KG/K01 | 4 | 8 | 10 | 7.5 | 10 | F211KG224(1)063(2) | SMR7.5224(3)63K01(2) |
| 63 | 40 | 0.27 | KG/K01 | 4 | 8 | 10 | 7.5 | 10 | F211KG274(1)063(2) | SMR7.5274(3)63K01(2) |
| 63 | 40 | 0.33 | KK/K03 | 5 | 11 | 10 | 7.5 | 10 | F211KK334(1)063(2) | SMR7.5334(3)63K03(2) |
| 63 | 40 | 0.39 | KK/K03 | 5 | 11 | 10 | 7.5 | 10 | F211KK394(1)063(2) | SMR7.5394(3)63K03(2) |
| 63 | 40 | 0.47 | KK/K03 | 5 | 11 | 10 | 7.5 | 10 | F211KK474(1)063(2) | SMR7.5474(3)63K03(2) |
| 63 | 40 | 0.56 | KK/K03 | 5 | 11 | 10 | 7.5 | 10 | F211KK564(1)063(2) | SMR7.5564(3)63K03(2) |
| 63 | 40 | 0.68 | KM/K04 | 6 | 12 | 10.5 | 7.5 | 10 | F211KM684(1)063(2) | SMR7.5684(3)63K04(2) |
| 63 | 40 | 0.82 | KM/K04 | 6 | 12 | 10.5 | 7.5 | 10 | F211KM824(1)063(2) | SMR7.5824(3)63K04(2) |
| 63 | 40 | 0.0027 | AG/A01 | 4 | 9 | 13 | 10 | 25 | F211AG272(1)063(2) | SMR10272(3)63A01(2) |
| 63 | 40 | 0.0033 | AG/A01 | 4 | 9 | 13 | 10 | 25 | F211AG332(1)063(2) | SMR10332(3)63A01(2) |
| 63 | 40 | 0.0039 | AG/A01 | 4 | 9 | 13 | 10 | 25 | F211AG392(1)063(2) | SMR10392(3)63A01(2) |
| 63 | 40 | 0.0047 | AG/A01 | 4 | 9 | 13 | 10 | 25 | F211AG472(1)063(2) | SMR10472(3)63A01(2) |
| 63 | 40 | 0.0056 | AG/A01 | 4 | 9 | 13 | 10 | 25 | F211AG562(1)063(2) | SMR10562(3)63A01(2) |
| 63 | 40 | 0.0068 | AG/A01 | 4 | 9 | 13 | 10 | 25 | F211AG682(1)063(2) | SMR10682(3)63A01(2) |
| 63 | 40 | 0.0082 | AG/A01 | 4 | 9 | 13 | 10 | 25 | F211AG822(1)063(2) | SMR10822(3)63A01(2) |
| 63 | 40 | 0.01 | AG/A01 | 4 | 9 | 13 | 10 | 25 | F211AG103(1)063(2) | SMR10103(3)63A01(2) |
| 63 | 40 | 0.012 | AG/A01 | 4 | 9 | 13 | 10 | 25 | F211AG123(1)063(2) | SMR10123(3)63A01(2) |
| 63 | 40 | 0.015 | AG/A01 | 4 | 9 | 13 | 10 | 25 | F211AG153(1)063(2) | SMR10153(3)63A01(2) |
| 63 | 40 | 0.018 | AG/A01 | 4 | 9 | 13 | 10 | 25 | F211AG183(1)063(2) | SMR10183(3)63A01(2) |
| 63 | 40 | 0.022 | AG/A01 | 4 | 9 | 13 | 10 | 25 | F211AG223(1)063(2) | SMR10223(3)63A01(2) |
| 63 | 40 | 0.027 | AG/A01 | 4 | 9 | 13 | 10 | 25 | F211AG273(1)063(2) | SMR10273(3)63A01(2) |
| 63 | 40 | 0.033 | AG/A01 | 4 | 9 | 13 | 10 | 25 | F211AG333(1)063(2) | SMR10333(3)63A01(2) |
| 63 | 40 | 0.039 | AG/A01 | 4 | 9 | 13 | 10 | 15 | F211AG393(1)063(2) | SMR10393(3)63A01(2) |
| 63 | 40 | 0.047 | AG/A01 | 4 | 9 | 13 | 10 | 15 | F211AG473(1)063(2) | SMR10473(3)63A01(2) |
| 63 | 40 | 0.056 | AG/A01 | 4 | 9 | 13 | 10 | 15 | F211AG563(1)063(2) | SMR10563(3)63A01(2) |
| 63 | 40 | 0.068 | AG/A01 | 4 | 9 | 13 | 10 | 15 | F211AG683(1)063(2) | SMR10683(3)63A01(2) |
| 63 | 40 | 0.082 | AG/A01 | 4 | 9 | 13 | 10 | 10 | F211AG823(1)063(2) | SMR10823(3)63A01(2) |
| 63 | 40 | 0.1 | AG/A01 | 4 | 9 | 13 | 10 | 10 | F211AG104(1)063(2) | SMR10104(3)63A01(2) |
| 63 | 40 | 0.12 | AG/A01 | 4 | 9 | 13 | 10 | 10 | F211AG124(1)063(2) | SMR10124(3)63A01(2) |
| 63 | 40 | 0.15 | AG/A01 | 4 | 9 | 13 | 10 | 10 | F211AG154(1)063(2) | SMR10154(3)63A01(2) |
| 63 | 40 | 0.18 | AG/A01 | 4 | 9 | 13 | 10 | 10 | F211AG184(1)063(2) | SMR10184(3)63A01(2) |
| 63 | 40 | 0.22 | AG/A01 | 4 | 9 | 13 | 10 | 10 | F211AG224(1)063(2) | SMR10224(3)63A01(2) |
| 63 | 40 | 0.27 | AG/A01 | 4 | 9 | 13 | 10 | 8 | F211AG274(1)063(2) | SMR10274(3)63A01(2) |
| 63 | 40 | 0.33 | AG/A01 | 4 | 9 | 13 | 10 | 8 | F211AG334(1)063(2) | SMR10334(3)63A01(2) |
| 63 | 40 | 0.39 | AG/A01 | 4 | 9 | 13 | 10 | 8 | F211AG394(1)063(2) | SMR10394(3)63A01(2) |
| 63 | 40 | 0.47 | AH/A02 | 4.5 | 10.5 | 13 | 10 | 8 | F211AH474(1)063(2) | SMR10474(3)63A02(2) |
| 63 | 40 | 0.56 | AH/A02 | 4.5 | 10.5 | 13 | 10 | 8 | F211AH564(1)063(2) | SMR10564(3)63A02(2) |
| VDC | VAC | Capacitance Value (µF) | Size Code (New/Legacy) | B (mm) | H (mm) | L (mm) | Lead Spacing (p) | dV/dt (V/µs) | New KEMET Part Number | Legacy Part Number |

(1) R = ±2.5%, J = ±5%, K = ±10%, M = ±20%

(2) Insert lead and packaging code. See Ordering Options Table for available options.

(3) H = ±2.5%, J = ±5%, K = ±10%, M = ±20%

Table 1 – Ratings & Part Number Reference cont'd

| VDC | VAC | Capacitance Value (µF) | Size Code (New/Legacy) | Maximum Dimensions in mm | | | Lead Spacing (p) | dV/dt (V/µs) | New KEMET Part Number | Legacy Part Number |
|-----|-----|------------------------|------------------------|--------------------------|--------|--------|------------------|--------------|-----------------------|-----------------------|
| | | | | B | H | L | | | | |
| 63 | 40 | 0.68 | AK/A03 | 5 | 11 | 13 | 10 | 8 | F211AK684(1)063(2) | SMR10684(3)63A03(2) |
| 63 | 40 | 0.82 | AP/A04 | 6 | 12 | 13 | 10 | 8 | F211AP824(1)063(2) | SMR10824(3)63A04(2) |
| 63 | 40 | 1 | AP/A04 | 6 | 12 | 13 | 10 | 8 | F211AP105(1)063(2) | SMR10105(3)63A04(2) |
| 63 | 40 | 0.68 | BD/B04 | 5.5 | 10.5 | 18 | 15 | 8 | F211BD684(1)063(2) | SMR15684(3)63B04(2) |
| 63 | 40 | 0.82 | BD/B04 | 5.5 | 10.5 | 18 | 15 | 8 | F211BD824(1)063(2) | SMR15824(3)63B04(2) |
| 63 | 40 | 1 | BE/B05 | 5.5 | 12.5 | 18 | 15 | 8 | F211BE105(1)063(2) | SMR15105(3)63B05(2) |
| 63 | 40 | 1.2 | BJ/B10 | 6.5 | 12.5 | 18 | 15 | 6 | F211BJ125(1)063(2) | SMR15125(3)63B10(2) |
| 63 | 40 | 1.5 | BJ/B10 | 6.5 | 12.5 | 18 | 15 | 6 | F211BJ155(1)063(2) | SMR15155(3)63B10(2) |
| 63 | 40 | 1.8 | BL/B06 | 7.5 | 14.5 | 18 | 15 | 6 | F211BL185(1)063(2) | SMR15185(3)63B06(2) |
| 63 | 40 | 2.2 | BM/B12 | 8 | 15 | 18 | 15 | 6 | F211BM225(1)063(2) | SMR15225(3)63B12(2) |
| 63 | 40 | 2.7 | BQ/B11 | 8.5 | 16 | 18 | 15 | 6 | F211BQ275(1)063(2) | SMR15275(3)63B11(2) |
| 63 | 40 | 3.3 | BV/B14 | 9.5 | 17.5 | 18 | 15 | 6 | F211BV335(1)063(2) | SMR15335(3)63B14(2) |
| 63 | 40 | 2.7 | DD/D13 | 6.5 | 14.5 | 26 | 22.5 | 3 | F211DD275(1)063(2) | SMR22.5275(3)63D13(2) |
| 63 | 40 | 3.3 | DF/D17 | 7 | 16.5 | 26 | 22.5 | 3 | F211DF335(1)063(2) | SMR22.5335(3)63D17(2) |
| 63 | 40 | 3.9 | DH/D14 | 8 | 16 | 26 | 22.5 | 3 | F211DH395(1)063(2) | SMR22.5395(3)63D14(2) |
| 63 | 40 | 4.7 | DM/D15 | 9 | 18.5 | 26 | 22.5 | 3 | F211DM475(1)063(2) | SMR22.5475(3)63D15(2) |
| 63 | 40 | 5.6 | DM/D15 | 9 | 18.5 | 26 | 22.5 | 3 | F211DM565(1)063(2) | SMR22.5565(3)63D15(2) |
| 63 | 40 | 6.8 | DR/D18 | 10.5 | 19 | 26 | 22.5 | 3 | F211DR685(1)063(2) | SMR22.5685(3)63D18(2) |
| 63 | 40 | 8.2 | DT/D16 | 11 | 21.5 | 26 | 22.5 | 3 | F211DT825(1)063(2) | SMR22.5825(3)63D16(2) |
| 63 | 40 | 10 | FG/F12 | 11.5 | 22.5 | 31.5 | 27.5 | 2 | F211FG106(1)063(2) | SMR27.5106(3)63F12(2) |
| 63 | 40 | 12 | FM/F13 | 14.5 | 24.5 | 31.5 | 27.5 | 2 | F211FM126(1)063(2) | SMR27.5126(3)63F13(2) |
| 63 | 40 | 15 | FM/F13 | 14.5 | 24.5 | 31.5 | 27.5 | 2 | F211FM156(1)063(2) | SMR27.5156(3)63F13(2) |
| 63 | 40 | 18 | FR/F14 | 17.5 | 28 | 31.5 | 27.5 | 2 | F211FR186(1)063(2) | SMR27.5186(3)63F14(2) |
| 63 | 40 | 22 | FR/F14 | 17.5 | 28 | 31.5 | 27.5 | 2 | F211FR226(1)063(2) | SMR27.5226(3)63F14(2) |
| 100 | 63 | 0.001 | JF/J01 | 2.5 | 6.5 | 7.2 | 5 | 40 | F211JF102(1)100(2) | SMR5102(3)100J01(2) |
| 100 | 63 | 0.0012 | JF/J01 | 2.5 | 6.5 | 7.2 | 5 | 40 | F211JF122(1)100(2) | SMR5122(3)100J01(2) |
| 100 | 63 | 0.0015 | JF/J01 | 2.5 | 6.5 | 7.2 | 5 | 40 | F211JF152(1)100(2) | SMR5152(3)100J01(2) |
| 100 | 63 | 0.0018 | JF/J01 | 2.5 | 6.5 | 7.2 | 5 | 40 | F211JF182(1)100(2) | SMR5182(3)100J01(2) |
| 100 | 63 | 0.0022 | JF/J01 | 2.5 | 6.5 | 7.2 | 5 | 40 | F211JF222(1)100(2) | SMR5222(3)100J01(2) |
| 100 | 63 | 0.0027 | JF/J01 | 2.5 | 6.5 | 7.2 | 5 | 40 | F211JF272(1)100(2) | SMR5272(3)100J01(2) |
| 100 | 63 | 0.0033 | JF/J01 | 2.5 | 6.5 | 7.2 | 5 | 40 | F211JF332(1)100(2) | SMR5332(3)100J01(2) |
| 100 | 63 | 0.0039 | JF/J01 | 2.5 | 6.5 | 7.2 | 5 | 40 | F211JF392(1)100(2) | SMR5392(3)100J01(2) |
| 100 | 63 | 0.0047 | JF/J01 | 2.5 | 6.5 | 7.2 | 5 | 20 | F211JF472(1)100(2) | SMR5472(3)100J01(2) |
| 100 | 63 | 0.0056 | JF/J01 | 2.5 | 6.5 | 7.2 | 5 | 20 | F211JF562(1)100(2) | SMR5562(3)100J01(2) |
| 100 | 63 | 0.0068 | JF/J01 | 2.5 | 6.5 | 7.2 | 5 | 20 | F211JF682(1)100(2) | SMR5682(3)100J01(2) |
| 100 | 63 | 0.0082 | JF/J01 | 2.5 | 6.5 | 7.2 | 5 | 20 | F211JF822(1)100(2) | SMR5822(3)100J01(2) |
| 100 | 63 | 0.01 | JF/J01 | 2.5 | 6.5 | 7.2 | 5 | 20 | F211JF103(1)100(2) | SMR5103(3)100J01(2) |
| 100 | 63 | 0.012 | JF/J01 | 2.5 | 6.5 | 7.2 | 5 | 15 | F211JF123(1)100(2) | SMR5123(3)100J01(2) |
| 100 | 63 | 0.015 | JF/J01 | 2.5 | 6.5 | 7.2 | 5 | 15 | F211JF153(1)100(2) | SMR5153(3)100J01(2) |
| 100 | 63 | 0.018 | JF/J01 | 2.5 | 6.5 | 7.2 | 5 | 15 | F211JF183(1)100(2) | SMR5183(3)100J01(2) |
| 100 | 63 | 0.022 | JF/J01 | 2.5 | 6.5 | 7.2 | 5 | 15 | F211JF223(1)100(2) | SMR5223(3)100J01(2) |
| 100 | 63 | 0.027 | JF/J01 | 2.5 | 6.5 | 7.2 | 5 | 15 | F211JF273(1)100(2) | SMR5273(3)100J01(2) |
| 100 | 63 | 0.033 | JF/J01 | 2.5 | 6.5 | 7.2 | 5 | 15 | F211JF333(1)100(2) | SMR5333(3)100J01(2) |
| 100 | 63 | 0.039 | JF/J01 | 2.5 | 6.5 | 7.2 | 5 | 15 | F211JF393(1)100(2) | SMR5393(3)100J01(2) |
| 100 | 63 | 0.047 | JJ/J02 | 3.5 | 8 | 7.2 | 5 | 15 | F211JJ473(1)100(2) | SMR5473(3)100J02(2) |
| 100 | 63 | 0.056 | JL/J03 | 4.5 | 9 | 7.2 | 5 | 15 | F211JL563(1)100(2) | SMR5563(3)100J03(2) |
| 100 | 63 | 0.068 | JL/J03 | 4.5 | 9 | 7.2 | 5 | 15 | F211JL683(1)100(2) | SMR5683(3)100J03(2) |
| 100 | 63 | 0.082 | JL/J03 | 4.5 | 9 | 7.2 | 5 | 15 | F211JL823(1)100(2) | SMR5823(3)100J03(2) |
| 100 | 63 | 0.1 | JL/J03 | 4.5 | 9 | 7.2 | 5 | 15 | F211JL104(1)100(2) | SMR5104(3)100J03(2) |
| 100 | 63 | 0.12 | JQ/J04 | 5 | 10 | 7.2 | 5 | 15 | F211JQ124(1)100(2) | SMR5124(3)100J04(2) |
| 100 | 63 | 0.15 | JT/J05 | 6 | 11 | 7.2 | 5 | 15 | F211JT154(1)100(2) | SMR5154(3)100J05(2) |
| 100 | 63 | 0.18 | JT/J05 | 6 | 11 | 7.2 | 5 | 15 | F211JT184(1)100(2) | SMR5184(3)100J05(2) |
| 100 | 63 | 0.22 | JU/J06 | 7.2 | 13 | 7.2 | 5 | 15 | F211JU224(1)100(2) | SMR5224(3)100J06(2) |
| 100 | 63 | 0.27 | JU/J06 | 7.2 | 13 | 7.2 | 5 | 15 | F211JU274(1)100(2) | SMR5274(3)100J06(2) |
| 100 | 63 | 0.33 | JU/J06 | 7.2 | 13 | 7.2 | 5 | 15 | F211JU334(1)100(2) | SMR5334(3)100J06(2) |
| 100 | 63 | 0.001 | KG/K01 | 4 | 8 | 10 | 7.5 | 30 | F211KG102(1)100(2) | SMR7.5102(3)100K01(2) |
| VDC | VAC | Capacitance Value (µF) | Size Code (New/Legacy) | B (mm) | H (mm) | L (mm) | Lead Spacing (p) | dV/dt (V/µs) | New KEMET Part Number | Legacy Part Number |

(1) R = ±2.5%, J = ±5%, K = ±10%, M = ±20%

(2) Insert lead and packaging code. See Ordering Options Table for available options.

(3) H = ±2.5%, J = ±5%, K = ±10%, M = ±20%

Table 1 – Ratings & Part Number Reference cont'd

| VDC | VAC | Capacitance Value (µF) | Size Code (New/Legacy) | Maximum Dimensions in mm | | | Lead Spacing (p) | dV/dt (V/µs) | New KEMET Part Number | Legacy Part Number |
|-----|-----|------------------------|------------------------|--------------------------|--------|--------|------------------|--------------|-----------------------|-----------------------|
| | | | | B | H | L | | | | |
| 100 | 63 | 0.0012 | KG/K01 | 4 | 8 | 10 | 7.5 | 30 | F211KG122(1)100(2) | SMR7.5122(3)100K01(2) |
| 100 | 63 | 0.0015 | KG/K01 | 4 | 8 | 10 | 7.5 | 30 | F211KG152(1)100(2) | SMR7.5152(3)100K01(2) |
| 100 | 63 | 0.0018 | KG/K01 | 4 | 8 | 10 | 7.5 | 30 | F211KG182(1)100(2) | SMR7.5182(3)100K01(2) |
| 100 | 63 | 0.0022 | KG/K01 | 4 | 8 | 10 | 7.5 | 30 | F211KG222(1)100(2) | SMR7.5222(3)100K01(2) |
| 100 | 63 | 0.0027 | KG/K01 | 4 | 8 | 10 | 7.5 | 30 | F211KG272(1)100(2) | SMR7.5272(3)100K01(2) |
| 100 | 63 | 0.0033 | KG/K01 | 4 | 8 | 10 | 7.5 | 30 | F211KG332(1)100(2) | SMR7.5332(3)100K01(2) |
| 100 | 63 | 0.0039 | KG/K01 | 4 | 8 | 10 | 7.5 | 30 | F211KG392(1)100(2) | SMR7.5392(3)100K01(2) |
| 100 | 63 | 0.0047 | KG/K01 | 4 | 8 | 10 | 7.5 | 30 | F211KG472(1)100(2) | SMR7.5472(3)100K01(2) |
| 100 | 63 | 0.0056 | KG/K01 | 4 | 8 | 10 | 7.5 | 30 | F211KG562(1)100(2) | SMR7.5562(3)100K01(2) |
| 100 | 63 | 0.0068 | KG/K01 | 4 | 8 | 10 | 7.5 | 30 | F211KG682(1)100(2) | SMR7.5682(3)100K01(2) |
| 100 | 63 | 0.0082 | KG/K01 | 4 | 8 | 10 | 7.5 | 30 | F211KG822(1)100(2) | SMR7.5822(3)100K01(2) |
| 100 | 63 | 0.01 | KG/K01 | 4 | 8 | 10 | 7.5 | 30 | F211KG103(1)100(2) | SMR7.5103(3)100K01(2) |
| 100 | 63 | 0.012 | KG/K01 | 4 | 8 | 10 | 7.5 | 30 | F211KG123(1)100(2) | SMR7.5123(3)100K01(2) |
| 100 | 63 | 0.015 | KG/K01 | 4 | 8 | 10 | 7.5 | 30 | F211KG153(1)100(2) | SMR7.5153(3)100K01(2) |
| 100 | 63 | 0.018 | KG/K01 | 4 | 8 | 10 | 7.5 | 30 | F211KG183(1)100(2) | SMR7.5183(3)100K01(2) |
| 100 | 63 | 0.022 | KG/K01 | 4 | 8 | 10 | 7.5 | 30 | F211KG223(1)100(2) | SMR7.5223(3)100K01(2) |
| 100 | 63 | 0.027 | KG/K01 | 4 | 8 | 10 | 7.5 | 20 | F211KG273(1)100(2) | SMR7.5273(3)100K01(2) |
| 100 | 63 | 0.033 | KG/K01 | 4 | 8 | 10 | 7.5 | 20 | F211KG333(1)100(2) | SMR7.5333(3)100K01(2) |
| 100 | 63 | 0.039 | KG/K01 | 4 | 8 | 10 | 7.5 | 20 | F211KG393(1)100(2) | SMR7.5393(3)100K01(2) |
| 100 | 63 | 0.047 | KG/K01 | 4 | 8 | 10 | 7.5 | 20 | F211KG473(1)100(2) | SMR7.5473(3)100K01(2) |
| 100 | 63 | 0.056 | KG/K01 | 4 | 8 | 10 | 7.5 | 15 | F211KG563(1)100(2) | SMR7.5563(3)100K01(2) |
| 100 | 63 | 0.068 | KG/K01 | 4 | 8 | 10 | 7.5 | 15 | F211KG683(1)100(2) | SMR7.5683(3)100K01(2) |
| 100 | 63 | 0.082 | KG/K01 | 4 | 8 | 10 | 7.5 | 15 | F211KG823(1)100(2) | SMR7.5823(3)100K01(2) |
| 100 | 63 | 0.1 | KG/K01 | 4 | 8 | 10 | 7.5 | 15 | F211KG104(1)100(2) | SMR7.5104(3)100K01(2) |
| 100 | 63 | 0.12 | KG/K01 | 4 | 8 | 10 | 7.5 | 15 | F211KG124(1)100(2) | SMR7.5124(3)100K01(2) |
| 100 | 63 | 0.15 | KK/K03 | 5 | 11 | 10 | 7.5 | 15 | F211KK154(1)100(2) | SMR7.5154(3)100K03(2) |
| 100 | 63 | 0.18 | KK/K03 | 5 | 11 | 10 | 7.5 | 15 | F211KK184(1)100(2) | SMR7.5184(3)100K03(2) |
| 100 | 63 | 0.22 | KK/K03 | 5 | 11 | 10 | 7.5 | 15 | F211KK224(1)100(2) | SMR7.5224(3)100K03(2) |
| 100 | 63 | 0.27 | KK/K03 | 5 | 11 | 10 | 7.5 | 15 | F211KK274(1)100(2) | SMR7.5274(3)100K03(2) |
| 100 | 63 | 0.33 | KM/K04 | 6 | 12 | 10.5 | 7.5 | 15 | F211KM334(1)100(2) | SMR7.5334(3)100K04(2) |
| 100 | 63 | 0.39 | KM/K04 | 6 | 12 | 10.5 | 7.5 | 15 | F211KM394(1)100(2) | SMR7.5394(3)100K04(2) |
| 100 | 63 | 0.47 | KM/K04 | 6 | 12 | 10.5 | 7.5 | 15 | F211KM474(1)100(2) | SMR7.5474(3)100K04(2) |
| 100 | 63 | 0.0027 | AG/A01 | 4 | 9 | 13 | 10 | 25 | F211AG272(1)100(2) | SMR10272(3)100A01(2) |
| 100 | 63 | 0.0033 | AG/A01 | 4 | 9 | 13 | 10 | 25 | F211AG332(1)100(2) | SMR10332(3)100A01(2) |
| 100 | 63 | 0.0039 | AG/A01 | 4 | 9 | 13 | 10 | 25 | F211AG392(1)100(2) | SMR10392(3)100A01(2) |
| 100 | 63 | 0.0047 | AG/A01 | 4 | 9 | 13 | 10 | 25 | F211AG472(1)100(2) | SMR10472(3)100A01(2) |
| 100 | 63 | 0.0056 | AG/A01 | 4 | 9 | 13 | 10 | 25 | F211AG562(1)100(2) | SMR10562(3)100A01(2) |
| 100 | 63 | 0.0068 | AG/A01 | 4 | 9 | 13 | 10 | 25 | F211AG682(1)100(2) | SMR10682(3)100A01(2) |
| 100 | 63 | 0.0082 | AG/A01 | 4 | 9 | 13 | 10 | 25 | F211AG822(1)100(2) | SMR10822(3)100A01(2) |
| 100 | 63 | 0.01 | AG/A01 | 4 | 9 | 13 | 10 | 25 | F211AG103(1)100(2) | SMR10103(3)100A01(2) |
| 100 | 63 | 0.012 | AG/A01 | 4 | 9 | 13 | 10 | 25 | F211AG123(1)100(2) | SMR10123(3)100A01(2) |
| 100 | 63 | 0.015 | AG/A01 | 4 | 9 | 13 | 10 | 25 | F211AG153(1)100(2) | SMR10153(3)100A01(2) |
| 100 | 63 | 0.018 | AG/A01 | 4 | 9 | 13 | 10 | 25 | F211AG183(1)100(2) | SMR10183(3)100A01(2) |
| 100 | 63 | 0.022 | AG/A01 | 4 | 9 | 13 | 10 | 25 | F211AG223(1)100(2) | SMR10223(3)100A01(2) |
| 100 | 63 | 0.027 | AG/A01 | 4 | 9 | 13 | 10 | 25 | F211AG273(1)100(2) | SMR10273(3)100A01(2) |
| 100 | 63 | 0.033 | AG/A01 | 4 | 9 | 13 | 10 | 25 | F211AG333(1)100(2) | SMR10333(3)100A01(2) |
| 100 | 63 | 0.039 | AG/A01 | 4 | 9 | 13 | 10 | 15 | F211AG393(1)100(2) | SMR10393(3)100A01(2) |
| 100 | 63 | 0.047 | AG/A01 | 4 | 9 | 13 | 10 | 15 | F211AG473(1)100(2) | SMR10473(3)100A01(2) |
| 100 | 63 | 0.056 | AG/A01 | 4 | 9 | 13 | 10 | 15 | F211AG563(1)100(2) | SMR10563(3)100A01(2) |
| 100 | 63 | 0.068 | AG/A01 | 4 | 9 | 13 | 10 | 15 | F211AG683(1)100(2) | SMR10683(3)100A01(2) |
| 100 | 63 | 0.082 | AG/A01 | 4 | 9 | 13 | 10 | 10 | F211AG823(1)100(2) | SMR10823(3)100A01(2) |
| 100 | 63 | 0.1 | AG/A01 | 4 | 9 | 13 | 10 | 10 | F211AG104(1)100(2) | SMR10104(3)100A01(2) |
| 100 | 63 | 0.12 | AG/A01 | 4 | 9 | 13 | 10 | 10 | F211AG124(1)100(2) | SMR10124(3)100A01(2) |
| 100 | 63 | 0.15 | AG/A01 | 4 | 9 | 13 | 10 | 10 | F211AG154(1)100(2) | SMR10154(3)100A01(2) |
| 100 | 63 | 0.18 | AG/A01 | 4 | 9 | 13 | 10 | 10 | F211AG184(1)100(2) | SMR10184(3)100A01(2) |
| 100 | 63 | 0.22 | AG/A01 | 4 | 9 | 13 | 10 | 10 | F211AG224(1)100(2) | SMR10224(3)100A01(2) |
| VDC | VAC | Capacitance Value (µF) | Size Code (New/Legacy) | B (mm) | H (mm) | L (mm) | Lead Spacing (p) | dV/dt (V/µs) | New KEMET Part Number | Legacy Part Number |

(1) R = ±2.5%, J = ±5%, K = ±10%, M = ±20%

(2) Insert lead and packaging code. See Ordering Options Table for available options.

(3) H = ±2.5%, J = ±5%, K = ±10%, M = ±20%

Table 1 – Ratings & Part Number Reference cont'd

| VDC | VAC | Capacitance Value (µF) | Size Code (New/Legacy) | Maximum Dimensions in mm | | | Lead Spacing (p) | dV/dt (V/µs) | New KEMET Part Number | Legacy Part Number |
|-----|-----|------------------------|------------------------|--------------------------|--------|--------|------------------|--------------|-----------------------|------------------------|
| | | | | B | H | L | | | | |
| 100 | 63 | 0.27 | AH/A02 | 4.5 | 10.5 | 13 | 10 | 10 | F211AH274(1)100(2) | SMR10274(3)100A02(2) |
| 100 | 63 | 0.33 | AK/A03 | 5 | 11 | 13 | 10 | 10 | F211AK334(1)100(2) | SMR10334(3)100A03(2) |
| 100 | 63 | 0.39 | AK/A03 | 5 | 11 | 13 | 10 | 10 | F211AK394(1)100(2) | SMR10394(3)100A03(2) |
| 100 | 63 | 0.47 | AP/A04 | 6 | 12 | 13 | 10 | 10 | F211AP474(1)100(2) | SMR10474(3)100A04(2) |
| 100 | 63 | 0.56 | AP/A04 | 6 | 12 | 13 | 10 | 10 | F211AP564(1)100(2) | SMR10564(3)100A04(2) |
| 100 | 63 | 0.27 | BD/B04 | 5.5 | 10.5 | 18 | 15 | 8 | F211BD274(1)100(2) | SMR15274(3)100B04(2) |
| 100 | 63 | 0.33 | BD/B04 | 5.5 | 10.5 | 18 | 15 | 8 | F211BD334(1)100(2) | SMR15334(3)100B04(2) |
| 100 | 63 | 0.39 | BD/B04 | 5.5 | 10.5 | 18 | 15 | 8 | F211BD394(1)100(2) | SMR15394(3)100B04(2) |
| 100 | 63 | 0.47 | BD/B04 | 5.5 | 10.5 | 18 | 15 | 8 | F211BD474(1)100(2) | SMR15474(3)100B04(2) |
| 100 | 63 | 0.56 | BE/B05 | 5.5 | 12.5 | 18 | 15 | 8 | F211BE564(1)100(2) | SMR15564(3)100B05(2) |
| 100 | 63 | 0.68 | BJ/B10 | 6.5 | 12.5 | 18 | 15 | 8 | F211BJ684(1)100(2) | SMR15684(3)100B10(2) |
| 100 | 63 | 0.82 | BL/B06 | 7.5 | 14.5 | 18 | 15 | 8 | F211BL824(1)100(2) | SMR15824(3)100B06(2) |
| 100 | 63 | 1 | BL/B06 | 7.5 | 14.5 | 18 | 15 | 8 | F211BL105(1)100(2) | SMR15105(3)100B06(2) |
| 100 | 63 | 1.2 | BM/B12 | 8 | 15 | 18 | 15 | 8 | F211BM125(1)100(2) | SMR15125(3)100B12(2) |
| 100 | 63 | 1.5 | BQ/B11 | 8.5 | 16 | 18 | 15 | 8 | F211BQ155(1)100(2) | SMR15155(3)100B11(2) |
| 100 | 63 | 1.8 | BV/B14 | 9.5 | 17.5 | 18 | 15 | 8 | F211BV185(1)100(2) | SMR15185(3)100B14(2) |
| 100 | 63 | 1.5 | DD/D13 | 6.5 | 14.5 | 26 | 22.5 | 4 | F211DD155(1)100(2) | SMR22.5155(3)100D13(2) |
| 100 | 63 | 1.8 | DF/D17 | 7 | 16.5 | 26 | 22.5 | 4 | F211DF185(1)100(2) | SMR22.5185(3)100D17(2) |
| 100 | 63 | 2.2 | DH/D14 | 8 | 16 | 26 | 22.5 | 4 | F211DH225(1)100(2) | SMR22.5225(3)100D14(2) |
| 100 | 63 | 2.7 | DM/D15 | 9 | 18.5 | 26 | 22.5 | 4 | F211DM275(1)100(2) | SMR22.5275(3)100D15(2) |
| 100 | 63 | 3.3 | DR/D18 | 10.5 | 19 | 26 | 22.5 | 4 | F211DR335(1)100(2) | SMR22.5335(3)100D18(2) |
| 100 | 63 | 3.9 | DR/D18 | 10.5 | 19 | 26 | 22.5 | 4 | F211DR395(1)100(2) | SMR22.5395(3)100D18(2) |
| 100 | 63 | 4.7 | DT/D16 | 11 | 21.5 | 26 | 22.5 | 4 | F211DT475(1)100(2) | SMR22.5475(3)100D16(2) |
| 100 | 63 | 5.6 | FG/F12 | 11.5 | 22.5 | 31.5 | 27.5 | 3 | F211FG565(1)100(2) | SMR27.5565(3)100F12(2) |
| 100 | 63 | 6.8 | FM/F13 | 14.5 | 24.5 | 31.5 | 27.5 | 3 | F211FM685(1)100(2) | SMR27.5685(3)100F13(2) |
| 100 | 63 | 8.2 | FM/F13 | 14.5 | 24.5 | 31.5 | 27.5 | 3 | F211FM825(1)100(2) | SMR27.5825(3)100F13(2) |
| 100 | 63 | 10 | FR/F14 | 17.5 | 28 | 31.5 | 27.5 | 3 | F211FR106(1)100(2) | SMR27.5106(3)100F14(2) |
| 100 | 63 | 12 | FR/F14 | 17.5 | 28 | 31.5 | 27.5 | 3 | F211FR126(1)100(2) | SMR27.5126(3)100F14(2) |
| 250 | 160 | 0.001 | JF/J01 | 2.5 | 6.5 | 7.2 | 5 | 40 | F211JF102(1)250(2) | SMR5102(3)250J01(2) |
| 250 | 160 | 0.0012 | JF/J01 | 2.5 | 6.5 | 7.2 | 5 | 40 | F211JF122(1)250(2) | SMR5122(3)250J01(2) |
| 250 | 160 | 0.0015 | JF/J01 | 2.5 | 6.5 | 7.2 | 5 | 40 | F211JF152(1)250(2) | SMR5152(3)250J01(2) |
| 250 | 160 | 0.0018 | JF/J01 | 2.5 | 6.5 | 7.2 | 5 | 40 | F211JF182(1)250(2) | SMR5182(3)250J01(2) |
| 250 | 160 | 0.0022 | JF/J01 | 2.5 | 6.5 | 7.2 | 5 | 40 | F211JF222(1)250(2) | SMR5222(3)250J01(2) |
| 250 | 160 | 0.0027 | JF/J01 | 2.5 | 6.5 | 7.2 | 5 | 40 | F211JF272(1)250(2) | SMR5272(3)250J01(2) |
| 250 | 160 | 0.0033 | JF/J01 | 2.5 | 6.5 | 7.2 | 5 | 40 | F211JF332(1)250(2) | SMR5332(3)250J01(2) |
| 250 | 160 | 0.0039 | JF/J01 | 2.5 | 6.5 | 7.2 | 5 | 40 | F211JF392(1)250(2) | SMR5392(3)250J01(2) |
| 250 | 160 | 0.0047 | JF/J01 | 2.5 | 6.5 | 7.2 | 5 | 20 | F211JF472(1)250(2) | SMR5472(3)250J01(2) |
| 250 | 160 | 0.0056 | JF/J01 | 2.5 | 6.5 | 7.2 | 5 | 20 | F211JF562(1)250(2) | SMR5562(3)250J01(2) |
| 250 | 160 | 0.0068 | JF/J01 | 2.5 | 6.5 | 7.2 | 5 | 20 | F211JF682(1)250(2) | SMR5682(3)250J01(2) |
| 250 | 160 | 0.0082 | JF/J01 | 2.5 | 6.5 | 7.2 | 5 | 20 | F211JF822(1)250(2) | SMR5822(3)250J01(2) |
| 250 | 160 | 0.01 | JF/J01 | 2.5 | 6.5 | 7.2 | 5 | 20 | F211JF103(1)250(2) | SMR5103(3)250J01(2) |
| 250 | 160 | 0.012 | JF/J01 | 2.5 | 6.5 | 7.2 | 5 | 20 | F211JF123(1)250(2) | SMR5123(3)250J01(2) |
| 250 | 160 | 0.015 | JJ/J02 | 3.5 | 8 | 7.2 | 5 | 20 | F211JJ153(1)250(2) | SMR5153(3)250J02(2) |
| 250 | 160 | 0.018 | JJ/J02 | 3.5 | 8 | 7.2 | 5 | 20 | F211JJ183(1)250(2) | SMR5183(3)250J02(2) |
| 250 | 160 | 0.022 | JJ/J02 | 3.5 | 8 | 7.2 | 5 | 20 | F211JJ223(1)250(2) | SMR5223(3)250J02(2) |
| 250 | 160 | 0.027 | JJ/J02 | 3.5 | 8 | 7.2 | 5 | 20 | F211JJ273(1)250(2) | SMR5273(3)250J02(2) |
| 250 | 160 | 0.033 | JL/J03 | 4.5 | 9 | 7.2 | 5 | 20 | F211JL333(1)250(2) | SMR5333(3)250J03(2) |
| 250 | 160 | 0.039 | JL/J03 | 4.5 | 9 | 7.2 | 5 | 20 | F211JL393(1)250(2) | SMR5393(3)250J03(2) |
| 250 | 160 | 0.047 | JL/J03 | 4.5 | 9 | 7.2 | 5 | 20 | F211JL473(1)250(2) | SMR5473(3)250J03(2) |
| 250 | 160 | 0.056 | JQ/J04 | 5 | 10 | 7.2 | 5 | 20 | F211JQ563(1)250(2) | SMR5563(3)250J04(2) |
| 250 | 160 | 0.068 | JT/J05 | 6 | 11 | 7.2 | 5 | 20 | F211JT683(1)250(2) | SMR5683(3)250J05(2) |
| 250 | 160 | 0.082 | JT/J05 | 6 | 11 | 7.2 | 5 | 20 | F211JT823(1)250(2) | SMR5823(3)250J05(2) |
| 250 | 160 | 0.1 | JU/J06 | 7.2 | 13 | 7.2 | 5 | 20 | F211JU104(1)250(2) | SMR5104(3)250J06(2) |
| 250 | 160 | 0.12 | JU/J06 | 7.2 | 13 | 7.2 | 5 | 20 | F211JU124(1)250(2) | SMR5124(3)250J06(2) |
| 250 | 160 | 0.001 | KG/K01 | 4 | 8 | 10 | 7.5 | 30 | F211KG102(1)250(2) | SMR7.5102(3)250K01(2) |
| 250 | 160 | 0.0012 | KG/K01 | 4 | 8 | 10 | 7.5 | 30 | F211KG122(1)250(2) | SMR7.5122(3)250K01(2) |
| VDC | VAC | Capacitance Value (µF) | Size Code (New/Legacy) | B (mm) | H (mm) | L (mm) | Lead Spacing (p) | dV/dt (V/µs) | New KEMET Part Number | Legacy Part Number |

(1) R = ±2.5%, J = ±5%, K = ±10%, M = ±20%

(2) Insert lead and packaging code. See Ordering Options Table for available options.

(3) H = ±2.5%, J = ±5%, K = ±10%, M = ±20%

Table 1 – Ratings & Part Number Reference cont'd

| VDC | VAC | Capacitance Value (µF) | Size Code (New/Legacy) | Maximum Dimensions in mm | | | Lead Spacing (p) | dV/dt (V/µs) | New KEMET Part Number | Legacy Part Number |
|-----|-----|------------------------|------------------------|--------------------------|--------|--------|------------------|--------------|-----------------------|-----------------------|
| | | | | B | H | L | | | | |
| 250 | 160 | 0.0015 | KG/K01 | 4 | 8 | 10 | 7.5 | 30 | F211KG152(1)250(2) | SMR7.5152(3)250K01(2) |
| 250 | 160 | 0.0018 | KG/K01 | 4 | 8 | 10 | 7.5 | 30 | F211KG182(1)250(2) | SMR7.5182(3)250K01(2) |
| 250 | 160 | 0.0022 | KG/K01 | 4 | 8 | 10 | 7.5 | 30 | F211KG222(1)250(2) | SMR7.5222(3)250K01(2) |
| 250 | 160 | 0.0027 | KG/K01 | 4 | 8 | 10 | 7.5 | 30 | F211KG272(1)250(2) | SMR7.5272(3)250K01(2) |
| 250 | 160 | 0.0033 | KG/K01 | 4 | 8 | 10 | 7.5 | 30 | F211KG332(1)250(2) | SMR7.5332(3)250K01(2) |
| 250 | 160 | 0.0039 | KG/K01 | 4 | 8 | 10 | 7.5 | 30 | F211KG392(1)250(2) | SMR7.5392(3)250K01(2) |
| 250 | 160 | 0.0047 | KG/K01 | 4 | 8 | 10 | 7.5 | 30 | F211KG472(1)250(2) | SMR7.5472(3)250K01(2) |
| 250 | 160 | 0.0056 | KG/K01 | 4 | 8 | 10 | 7.5 | 30 | F211KG562(1)250(2) | SMR7.5562(3)250K01(2) |
| 250 | 160 | 0.0068 | KG/K01 | 4 | 8 | 10 | 7.5 | 30 | F211KG682(1)250(2) | SMR7.5682(3)250K01(2) |
| 250 | 160 | 0.0082 | KG/K01 | 4 | 8 | 10 | 7.5 | 30 | F211KG822(1)250(2) | SMR7.5822(3)250K01(2) |
| 250 | 160 | 0.01 | KG/K01 | 4 | 8 | 10 | 7.5 | 30 | F211KG103(1)250(2) | SMR7.5103(3)250K01(2) |
| 250 | 160 | 0.012 | KG/K01 | 4 | 8 | 10 | 7.5 | 30 | F211KG123(1)250(2) | SMR7.5123(3)250K01(2) |
| 250 | 160 | 0.015 | KG/K01 | 4 | 8 | 10 | 7.5 | 30 | F211KG153(1)250(2) | SMR7.5153(3)250K01(2) |
| 250 | 160 | 0.018 | KG/K01 | 4 | 8 | 10 | 7.5 | 30 | F211KG183(1)250(2) | SMR7.5183(3)250K01(2) |
| 250 | 160 | 0.022 | KG/K01 | 4 | 8 | 10 | 7.5 | 30 | F211KG223(1)250(2) | SMR7.5223(3)250K01(2) |
| 250 | 160 | 0.027 | KG/K01 | 4 | 8 | 10 | 7.5 | 20 | F211KG273(1)250(2) | SMR7.5273(3)250K01(2) |
| 250 | 160 | 0.033 | KG/K01 | 4 | 8 | 10 | 7.5 | 20 | F211KG333(1)250(2) | SMR7.5333(3)250K01(2) |
| 250 | 160 | 0.039 | KG/K01 | 4 | 8 | 10 | 7.5 | 20 | F211KG393(1)250(2) | SMR7.5393(3)250K01(2) |
| 250 | 160 | 0.047 | KG/K01 | 4 | 8 | 10 | 7.5 | 20 | F211KG473(1)250(2) | SMR7.5473(3)250K01(2) |
| 250 | 160 | 0.056 | KK/K03 | 5 | 11 | 10 | 7.5 | 20 | F211KK563(1)250(2) | SMR7.5563(3)250K03(2) |
| 250 | 160 | 0.068 | KK/K03 | 5 | 11 | 10 | 7.5 | 20 | F211KK683(1)250(2) | SMR7.5683(3)250K03(2) |
| 250 | 160 | 0.082 | KK/K03 | 5 | 11 | 10 | 7.5 | 20 | F211KK823(1)250(2) | SMR7.5823(3)250K03(2) |
| 250 | 160 | 0.1 | KK/K03 | 5 | 11 | 10 | 7.5 | 20 | F211KK104(1)250(2) | SMR7.5104(3)250K03(2) |
| 250 | 160 | 0.12 | KM/K04 | 6 | 12 | 10.5 | 7.5 | 20 | F211KM124(1)250(2) | SMR7.5124(3)250K04(2) |
| 250 | 160 | 0.15 | KM/K04 | 6 | 12 | 10.5 | 7.5 | 20 | F211KM154(1)250(2) | SMR7.5154(3)250K04(2) |
| 250 | 160 | 0.0027 | AG/A01 | 4 | 9 | 13 | 10 | 25 | F211AG272(1)250(2) | SMR10272(3)250A01(2) |
| 250 | 160 | 0.0033 | AG/A01 | 4 | 9 | 13 | 10 | 25 | F211AG332(1)250(2) | SMR10332(3)250A01(2) |
| 250 | 160 | 0.0039 | AG/A01 | 4 | 9 | 13 | 10 | 25 | F211AG392(1)250(2) | SMR10392(3)250A01(2) |
| 250 | 160 | 0.0047 | AG/A01 | 4 | 9 | 13 | 10 | 25 | F211AG472(1)250(2) | SMR10472(3)250A01(2) |
| 250 | 160 | 0.0056 | AG/A01 | 4 | 9 | 13 | 10 | 25 | F211AG562(1)250(2) | SMR10562(3)250A01(2) |
| 250 | 160 | 0.0068 | AG/A01 | 4 | 9 | 13 | 10 | 25 | F211AG682(1)250(2) | SMR10682(3)250A01(2) |
| 250 | 160 | 0.0082 | AG/A01 | 4 | 9 | 13 | 10 | 25 | F211AG822(1)250(2) | SMR10822(3)250A01(2) |
| 250 | 160 | 0.01 | AG/A01 | 4 | 9 | 13 | 10 | 15 | F211AG103(1)250(2) | SMR10103(3)250A01(2) |
| 250 | 160 | 0.012 | AG/A01 | 4 | 9 | 13 | 10 | 15 | F211AG123(1)250(2) | SMR10123(3)250A01(2) |
| 250 | 160 | 0.015 | AG/A01 | 4 | 9 | 13 | 10 | 15 | F211AG153(1)250(2) | SMR10153(3)250A01(2) |
| 250 | 160 | 0.018 | AG/A01 | 4 | 9 | 13 | 10 | 15 | F211AG183(1)250(2) | SMR10183(3)250A01(2) |
| 250 | 160 | 0.022 | AG/A01 | 4 | 9 | 13 | 10 | 15 | F211AG223(1)250(2) | SMR10223(3)250A01(2) |
| 250 | 160 | 0.027 | AG/A01 | 4 | 9 | 13 | 10 | 15 | F211AG273(1)250(2) | SMR10273(3)250A01(2) |
| 250 | 160 | 0.033 | AG/A01 | 4 | 9 | 13 | 10 | 15 | F211AG333(1)250(2) | SMR10333(3)250A01(2) |
| 250 | 160 | 0.039 | AG/A01 | 4 | 9 | 13 | 10 | 15 | F211AG393(1)250(2) | SMR10393(3)250A01(2) |
| 250 | 160 | 0.047 | AG/A01 | 4 | 9 | 13 | 10 | 15 | F211AG473(1)250(2) | SMR10473(3)250A01(2) |
| 250 | 160 | 0.056 | AG/A01 | 4 | 9 | 13 | 10 | 15 | F211AG563(1)250(2) | SMR10563(3)250A01(2) |
| 250 | 160 | 0.068 | AG/A01 | 4 | 9 | 13 | 10 | 15 | F211AG683(1)250(2) | SMR10683(3)250A01(2) |
| 250 | 160 | 0.082 | AH/A02 | 4.5 | 10.5 | 13 | 10 | 15 | F211AH823(1)250(2) | SMR10823(3)250A02(2) |
| 250 | 160 | 0.1 | AH/A02 | 4.5 | 10.5 | 13 | 10 | 15 | F211AH104(1)250(2) | SMR10104(3)250A02(2) |
| 250 | 160 | 0.12 | AK/A03 | 5 | 11 | 13 | 10 | 15 | F211AK124(1)250(2) | SMR10124(3)250A03(2) |
| 250 | 160 | 0.15 | AP/A04 | 6 | 12 | 13 | 10 | 15 | F211AP154(1)250(2) | SMR10154(3)250A04(2) |
| 250 | 160 | 0.18 | AP/A04 | 6 | 12 | 13 | 10 | 15 | F211AP184(1)250(2) | SMR10184(3)250A04(2) |
| 250 | 160 | 0.1 | BD/B04 | 5.5 | 10.5 | 18 | 15 | 10 | F211BD104(1)250(2) | SMR15104(3)250B04(2) |
| 250 | 160 | 0.12 | BD/B04 | 5.5 | 10.5 | 18 | 15 | 10 | F211BD124(1)250(2) | SMR15124(3)250B04(2) |
| 250 | 160 | 0.15 | BD/B04 | 5.5 | 10.5 | 18 | 15 | 10 | F211BD154(1)250(2) | SMR15154(3)250B04(2) |
| 250 | 160 | 0.18 | BE/B05 | 5.5 | 12.5 | 18 | 15 | 10 | F211BE184(1)250(2) | SMR15184(3)250B05(2) |
| 250 | 160 | 0.22 | BJ/B10 | 6.5 | 12.5 | 18 | 15 | 10 | F211BJ224(1)250(2) | SMR15224(3)250B10(2) |
| 250 | 160 | 0.27 | BL/B06 | 7.5 | 14.5 | 18 | 15 | 10 | F211BL274(1)250(2) | SMR15274(3)250B06(2) |
| 250 | 160 | 0.33 | BL/B06 | 7.5 | 14.5 | 18 | 15 | 10 | F211BL334(1)250(2) | SMR15334(3)250B06(2) |
| 250 | 160 | 0.39 | BM/B12 | 8 | 15 | 18 | 15 | 10 | F211BM394(1)250(2) | SMR15394(3)250B12(2) |
| VDC | VAC | Capacitance Value (µF) | Size Code (New/Legacy) | B (mm) | H (mm) | L (mm) | Lead Spacing (p) | dV/dt (V/µs) | New KEMET Part Number | Legacy Part Number |

(1) R = ±2.5%, J = ±5%, K = ±10%, M = ±20%
 (2) Insert lead and packaging code. See Ordering Options Table for available options.
 (3) H = ±2.5%, J = ±5%, K = ±10%, M = ±20%

Table 1 – Ratings & Part Number Reference cont'd

| VDC | VAC | Capacitance Value (µF) | Size Code (New/Legacy) | Maximum Dimensions in mm | | | Lead Spacing (p) | dV/dt (V/µs) | New KEMET Part Number | Legacy Part Number |
|-----|-----|------------------------|------------------------|--------------------------|--------|--------|------------------|--------------|-----------------------|------------------------|
| | | | | B | H | L | | | | |
| 250 | 160 | 0.47 | BQ/B11 | 8.5 | 16 | 18 | 15 | 10 | F211BQ474(1)250(2) | SMR15474(3)250B11(2) |
| 250 | 160 | 0.56 | BV/B14 | 9.5 | 17.5 | 18 | 15 | 10 | F211BV564(1)250(2) | SMR15564(3)250B14(2) |
| 250 | 160 | 0.47 | DD/D13 | 6.5 | 14.5 | 26 | 22.5 | 8 | F211DD474(1)250(2) | SMR22.5474(3)250D13(2) |
| 250 | 160 | 0.56 | DF/D17 | 7 | 16.5 | 26 | 22.5 | 8 | F211DF564(1)250(2) | SMR22.5564(3)250D17(2) |
| 250 | 160 | 0.68 | DF/D17 | 7 | 16.5 | 26 | 22.5 | 8 | F211DF684(1)250(2) | SMR22.5684(3)250D17(2) |
| 250 | 160 | 0.82 | DM/D15 | 9 | 18.5 | 26 | 22.5 | 8 | F211DM824(1)250(2) | SMR22.5824(3)250D15(2) |
| 250 | 160 | 1 | DM/D15 | 9 | 18.5 | 26 | 22.5 | 8 | F211DM105(1)250(2) | SMR22.5105(3)250D15(2) |
| 250 | 160 | 1.2 | DR/D18 | 10.5 | 19 | 26 | 22.5 | 8 | F211DR125(1)250(2) | SMR22.5125(3)250D18(2) |
| 250 | 160 | 1.5 | DT/D16 | 11 | 21.5 | 26 | 22.5 | 8 | F211DT155(1)250(2) | SMR22.5155(3)250D16(2) |
| 250 | 160 | 1.5 | FE/F11 | 10.5 | 20.5 | 31.5 | 27.5 | 6 | F211FE155(1)250(2) | SMR27.5155(3)250F11(2) |
| 250 | 160 | 1.8 | FE/F11 | 10.5 | 20.5 | 31.5 | 27.5 | 6 | F211FE185(1)250(2) | SMR27.5185(3)250F11(2) |
| 250 | 160 | 2.2 | FG/F12 | 11.5 | 22.5 | 31.5 | 27.5 | 6 | F211FG225(1)250(2) | SMR27.5225(3)250F12(2) |
| 250 | 160 | 2.7 | FM/F13 | 14.5 | 24.5 | 31.5 | 27.5 | 6 | F211FM275(1)250(2) | SMR27.5275(3)250F13(2) |
| 250 | 160 | 3.3 | FR/F14 | 17.5 | 28 | 31.5 | 27.5 | 6 | F211FR335(1)250(2) | SMR27.5335(3)250F14(2) |
| 250 | 160 | 3.9 | FR/F14 | 17.5 | 28 | 31.5 | 27.5 | 6 | F211FR395(1)250(2) | SMR27.5395(3)250F14(2) |
| 400 | 200 | 0.001 | JF/J01 | 2.5 | 6.5 | 7.2 | 5 | 40 | F211JF102(1)400(2) | SMR5102(3)400J01(2) |
| 400 | 200 | 0.0012 | JF/J01 | 2.5 | 6.5 | 7.2 | 5 | 40 | F211JF122(1)400(2) | SMR5122(3)400J01(2) |
| 400 | 200 | 0.0015 | JF/J01 | 2.5 | 6.5 | 7.2 | 5 | 40 | F211JF152(1)400(2) | SMR5152(3)400J01(2) |
| 400 | 200 | 0.0018 | JF/J01 | 2.5 | 6.5 | 7.2 | 5 | 40 | F211JF182(1)400(2) | SMR5182(3)400J01(2) |
| 400 | 200 | 0.0022 | JF/J01 | 2.5 | 6.5 | 7.2 | 5 | 40 | F211JF222(1)400(2) | SMR5222(3)400J01(2) |
| 400 | 200 | 0.0027 | JF/J01 | 2.5 | 6.5 | 7.2 | 5 | 40 | F211JF272(1)400(2) | SMR5272(3)400J01(2) |
| 400 | 200 | 0.0033 | JF/J01 | 2.5 | 6.5 | 7.2 | 5 | 40 | F211JF332(1)400(2) | SMR5332(3)400J01(2) |
| 400 | 200 | 0.0039 | JF/J01 | 2.5 | 6.5 | 7.2 | 5 | 40 | F211JF392(1)400(2) | SMR5392(3)400J01(2) |
| 400 | 200 | 0.0047 | JJ/J02 | 3.5 | 8 | 7.2 | 5 | 40 | F211JJ472(1)400(2) | SMR5472(3)400J02(2) |
| 400 | 200 | 0.0056 | JJ/J02 | 3.5 | 8 | 7.2 | 5 | 40 | F211JJ562(1)400(2) | SMR5562(3)400J02(2) |
| 400 | 200 | 0.0068 | JJ/J02 | 3.5 | 8 | 7.2 | 5 | 40 | F211JJ682(1)400(2) | SMR5682(3)400J02(2) |
| 400 | 200 | 0.0082 | JJ/J02 | 3.5 | 8 | 7.2 | 5 | 40 | F211JJ822(1)400(2) | SMR5822(3)400J02(2) |
| 400 | 200 | 0.01 | JJ/J02 | 3.5 | 8 | 7.2 | 5 | 40 | F211JJ103(1)400(2) | SMR5103(3)400J02(2) |
| 400 | 200 | 0.012 | JJ/J02 | 3.5 | 8 | 7.2 | 5 | 40 | F211JJ123(1)400(2) | SMR5123(3)400J02(2) |
| 400 | 200 | 0.015 | JL/J03 | 4.5 | 9 | 7.2 | 5 | 40 | F211JL153(1)400(2) | SMR5153(3)400J03(2) |
| 400 | 200 | 0.018 | JL/J03 | 4.5 | 9 | 7.2 | 5 | 40 | F211JL183(1)400(2) | SMR5183(3)400J03(2) |
| 400 | 200 | 0.022 | JQ/J04 | 5 | 10 | 7.2 | 5 | 40 | F211JQ223(1)400(2) | SMR5223(3)400J04(2) |
| 400 | 200 | 0.027 | JQ/J04 | 5 | 10 | 7.2 | 5 | 40 | F211JQ273(1)400(2) | SMR5273(3)400J04(2) |
| 400 | 200 | 0.033 | JT/J05 | 6 | 11 | 7.2 | 5 | 40 | F211JT333(1)400(2) | SMR5333(3)400J05(2) |
| 400 | 200 | 0.039 | JT/J05 | 6 | 11 | 7.2 | 5 | 40 | F211JT393(1)400(2) | SMR5393(3)400J05(2) |
| 400 | 200 | 0.047 | JU/J06 | 7.2 | 13 | 7.2 | 5 | 40 | F211JU473(1)400(2) | SMR5473(3)400J06(2) |
| 400 | 200 | 0.056 | JU/J06 | 7.2 | 13 | 7.2 | 5 | 40 | F211JU563(1)400(2) | SMR5563(3)400J06(2) |
| 400 | 200 | 0.001 | KG/K01 | 4 | 8 | 10 | 7.5 | 30 | F211KG102(1)400(2) | SMR7.5102(3)400K01(2) |
| 400 | 200 | 0.0012 | KG/K01 | 4 | 8 | 10 | 7.5 | 30 | F211KG122(1)400(2) | SMR7.5122(3)400K01(2) |
| 400 | 200 | 0.0015 | KG/K01 | 4 | 8 | 10 | 7.5 | 30 | F211KG152(1)400(2) | SMR7.5152(3)400K01(2) |
| 400 | 200 | 0.0018 | KG/K01 | 4 | 8 | 10 | 7.5 | 30 | F211KG182(1)400(2) | SMR7.5182(3)400K01(2) |
| 400 | 200 | 0.0022 | KG/K01 | 4 | 8 | 10 | 7.5 | 30 | F211KG222(1)400(2) | SMR7.5222(3)400K01(2) |
| 400 | 200 | 0.0027 | KG/K01 | 4 | 8 | 10 | 7.5 | 30 | F211KG272(1)400(2) | SMR7.5272(3)400K01(2) |
| 400 | 200 | 0.0033 | KG/K01 | 4 | 8 | 10 | 7.5 | 30 | F211KG332(1)400(2) | SMR7.5332(3)400K01(2) |
| 400 | 200 | 0.0039 | KG/K01 | 4 | 8 | 10 | 7.5 | 30 | F211KG392(1)400(2) | SMR7.5392(3)400K01(2) |
| 400 | 200 | 0.0047 | KG/K01 | 4 | 8 | 10 | 7.5 | 30 | F211KG472(1)400(2) | SMR7.5472(3)400K01(2) |
| 400 | 200 | 0.0056 | KG/K01 | 4 | 8 | 10 | 7.5 | 30 | F211KG562(1)400(2) | SMR7.5562(3)400K01(2) |
| 400 | 200 | 0.0068 | KG/K01 | 4 | 8 | 10 | 7.5 | 30 | F211KG682(1)400(2) | SMR7.5682(3)400K01(2) |
| 400 | 200 | 0.0082 | KG/K01 | 4 | 8 | 10 | 7.5 | 30 | F211KG822(1)400(2) | SMR7.5822(3)400K01(2) |
| 400 | 200 | 0.01 | KG/K01 | 4 | 8 | 10 | 7.5 | 30 | F211KG103(1)400(2) | SMR7.5103(3)400K01(2) |
| 400 | 200 | 0.012 | KG/K01 | 4 | 8 | 10 | 7.5 | 30 | F211KG123(1)400(2) | SMR7.5123(3)400K01(2) |
| 400 | 200 | 0.015 | KG/K01 | 4 | 8 | 10 | 7.5 | 30 | F211KG153(1)400(2) | SMR7.5153(3)400K01(2) |
| 400 | 200 | 0.018 | KG/K01 | 4 | 8 | 10 | 7.5 | 30 | F211KG183(1)400(2) | SMR7.5183(3)400K01(2) |
| 400 | 200 | 0.022 | KG/K01 | 4 | 8 | 10 | 7.5 | 30 | F211KG223(1)400(2) | SMR7.5223(3)400K01(2) |
| 400 | 200 | 0.027 | KK/K03 | 5 | 11 | 10 | 7.5 | 30 | F211KK273(1)400(2) | SMR7.5273(3)400K03(2) |
| 400 | 200 | 0.033 | KK/K03 | 5 | 11 | 10 | 7.5 | 30 | F211KK333(1)400(2) | SMR7.5333(3)400K03(2) |
| VDC | VAC | Capacitance Value (µF) | Size Code (New/Legacy) | B (mm) | H (mm) | L (mm) | Lead Spacing (p) | dV/dt (V/µs) | New KEMET Part Number | Legacy Part Number |

(1) R = ±2.5%, J = ±5%, K = ±10%, M = ±20%
 (2) Insert lead and packaging code. See Ordering Options Table for available options.
 (3) H = ±2.5%, J = ±5%, K = ±10%, M = ±20%

Table 1 – Ratings & Part Number Reference cont'd

| VDC | VAC | Capacitance Value (µF) | Size Code (New/Legacy) | Maximum Dimensions in mm | | | Lead Spacing (p) | dV/dt (V/µs) | New KEMET Part Number | Legacy Part Number |
|-----|-----|------------------------|------------------------|--------------------------|--------|--------|------------------|--------------|-----------------------|------------------------|
| | | | | B | H | L | | | | |
| 400 | 200 | 0.039 | KK/K03 | 5 | 11 | 10 | 7.5 | 30 | F211KK393(1)400(2) | SMR7.5393(3)400K03(2) |
| 400 | 200 | 0.047 | KK/K03 | 5 | 11 | 10 | 7.5 | 30 | F211KK473(1)400(2) | SMR7.5473(3)400K03(2) |
| 400 | 200 | 0.056 | KM/K04 | 6 | 12 | 10.5 | 7.5 | 30 | F211KM563(1)400(2) | SMR7.5563(3)400K04(2) |
| 400 | 200 | 0.068 | KM/K04 | 6 | 12 | 10.5 | 7.5 | 30 | F211KM683(1)400(2) | SMR7.5683(3)400K04(2) |
| 400 | 200 | 0.0027 | AG/A01 | 4 | 9 | 13 | 10 | 25 | F211AG272(1)400(2) | SMR10272(3)400A01(2) |
| 400 | 200 | 0.0033 | AG/A01 | 4 | 9 | 13 | 10 | 25 | F211AG332(1)400(2) | SMR10332(3)400A01(2) |
| 400 | 200 | 0.0039 | AG/A01 | 4 | 9 | 13 | 10 | 25 | F211AG392(1)400(2) | SMR10392(3)400A01(2) |
| 400 | 200 | 0.0047 | AG/A01 | 4 | 9 | 13 | 10 | 25 | F211AG472(1)400(2) | SMR10472(3)400A01(2) |
| 400 | 200 | 0.0068 | AG/A01 | 4 | 9 | 13 | 10 | 25 | F211AG682(1)400(2) | SMR10682(3)400A01(2) |
| 400 | 200 | 0.0082 | AG/A01 | 4 | 9 | 13 | 10 | 25 | F211AG822(1)400(2) | SMR10822(3)400A01(2) |
| 400 | 200 | 0.01 | AG/A01 | 4 | 9 | 13 | 10 | 25 | F211AG103(1)400(2) | SMR10103(3)400A01(2) |
| 400 | 200 | 0.012 | AG/A01 | 4 | 9 | 13 | 10 | 25 | F211AG123(1)400(2) | SMR10123(3)400A01(2) |
| 400 | 200 | 0.015 | AG/A01 | 4 | 9 | 13 | 10 | 25 | F211AG153(1)400(2) | SMR10153(3)400A01(2) |
| 400 | 200 | 0.018 | AG/A01 | 4 | 9 | 13 | 10 | 25 | F211AG183(1)400(2) | SMR10183(3)400A01(2) |
| 400 | 200 | 0.022 | AG/A01 | 4 | 9 | 13 | 10 | 25 | F211AG223(1)400(2) | SMR10223(3)400A01(2) |
| 400 | 200 | 0.027 | AG/A01 | 4 | 9 | 13 | 10 | 25 | F211AG273(1)400(2) | SMR10273(3)400A01(2) |
| 400 | 200 | 0.033 | AG/A01 | 4 | 9 | 13 | 10 | 25 | F211AG333(1)400(2) | SMR10333(3)400A01(2) |
| 400 | 200 | 0.039 | AH/A02 | 4.5 | 10.5 | 13 | 10 | 25 | F211AH393(1)400(2) | SMR10393(3)400A02(2) |
| 400 | 200 | 0.047 | AK/A03 | 5 | 11 | 13 | 10 | 25 | F211AK473(1)400(2) | SMR10473(3)400A03(2) |
| 400 | 200 | 0.056 | AK/A03 | 5 | 11 | 13 | 10 | 25 | F211AK563(1)400(2) | SMR10563(3)400A03(2) |
| 400 | 200 | 0.068 | AP/A04 | 6 | 12 | 13 | 10 | 25 | F211AP683(1)400(2) | SMR10683(3)400A04(2) |
| 400 | 200 | 0.082 | AP/A04 | 6 | 12 | 13 | 10 | 25 | F211AP823(1)400(2) | SMR10823(3)400A04(2) |
| 400 | 200 | 0.047 | BD/B04 | 5.5 | 10.5 | 18 | 15 | 15 | F211BD473(1)400(2) | SMR15473(3)400B04(2) |
| 400 | 200 | 0.056 | BD/B04 | 5.5 | 10.5 | 18 | 15 | 15 | F211BD563(1)400(2) | SMR15563(3)400B04(2) |
| 400 | 200 | 0.068 | BD/B04 | 5.5 | 10.5 | 18 | 15 | 15 | F211BD683(1)400(2) | SMR15683(3)400B04(2) |
| 400 | 200 | 0.082 | BE/B05 | 5.5 | 12.5 | 18 | 15 | 15 | F211BE823(1)400(2) | SMR15823(3)400B05(2) |
| 400 | 200 | 0.1 | BJ/B10 | 6.5 | 12.5 | 18 | 15 | 15 | F211BJ104(1)400(2) | SMR15104(3)400B10(2) |
| 400 | 200 | 0.12 | BL/B06 | 7.5 | 14.5 | 18 | 15 | 15 | F211BL124(1)400(2) | SMR15124(3)400B06(2) |
| 400 | 200 | 0.15 | BL/B06 | 7.5 | 14.5 | 18 | 15 | 15 | F211BL154(1)400(2) | SMR15154(3)400B06(2) |
| 400 | 200 | 0.18 | BM/B12 | 8 | 15 | 18 | 15 | 15 | F211BM184(1)400(2) | SMR15184(3)400B12(2) |
| 400 | 200 | 0.22 | BQ/B11 | 8.5 | 16 | 18 | 15 | 15 | F211BQ224(1)400(2) | SMR15224(3)400B11(2) |
| 400 | 200 | 0.27 | BV/B14 | 9.5 | 17.5 | 18 | 15 | 15 | F211BV274(1)400(2) | SMR15274(3)400B14(2) |
| 400 | 200 | 0.15 | DD/D13 | 6.5 | 14.5 | 26 | 22.5 | 10 | F211DD154(1)400(2) | SMR22.5154(3)400D13(2) |
| 400 | 200 | 0.18 | DD/D13 | 6.5 | 14.5 | 26 | 22.5 | 10 | F211DD184(1)400(2) | SMR22.5184(3)400D13(2) |
| 400 | 200 | 0.22 | DD/D13 | 6.5 | 14.5 | 26 | 22.5 | 10 | F211DD224(1)400(2) | SMR22.5224(3)400D13(2) |
| 400 | 200 | 0.27 | DF/D17 | 7 | 16.5 | 26 | 22.5 | 10 | F211DF274(1)400(2) | SMR22.5274(3)400D17(2) |
| 400 | 200 | 0.33 | DH/D14 | 8 | 16 | 26 | 22.5 | 10 | F211DH334(1)400(2) | SMR22.5334(3)400D14(2) |
| 400 | 200 | 0.39 | DM/D15 | 9 | 18.5 | 26 | 22.5 | 10 | F211DM394(1)400(2) | SMR22.5394(3)400D15(2) |
| 400 | 200 | 0.47 | DM/D15 | 9 | 18.5 | 26 | 22.5 | 10 | F211DM474(1)400(2) | SMR22.5474(3)400D15(2) |
| 400 | 200 | 0.56 | DR/D18 | 10.5 | 19 | 26 | 22.5 | 10 | F211DR564(1)400(2) | SMR22.5564(3)400D18(2) |
| 400 | 200 | 0.68 | DT/D16 | 11 | 21.5 | 26 | 22.5 | 10 | F211DT684(1)400(2) | SMR22.5684(3)400D16(2) |
| 400 | 200 | 0.47 | FE/F11 | 10.5 | 20.5 | 31.5 | 27.5 | 8 | F211FE474(1)400(2) | SMR27.5474(3)400F11(2) |
| 400 | 200 | 0.56 | FE/F11 | 10.5 | 20.5 | 31.5 | 27.5 | 8 | F211FE564(1)400(2) | SMR27.5564(3)400F11(2) |
| 400 | 200 | 0.68 | FE/F11 | 10.5 | 20.5 | 31.5 | 27.5 | 8 | F211FE684(1)400(2) | SMR27.5684(3)400F11(2) |
| 400 | 200 | 0.82 | FG/F12 | 11.5 | 22.5 | 31.5 | 27.5 | 8 | F211FG824(1)400(2) | SMR27.5824(3)400F12(2) |
| 400 | 200 | 1 | FG/F12 | 11.5 | 22.5 | 31.5 | 27.5 | 8 | F211FG105(1)400(2) | SMR27.5105(3)400F12(2) |
| 400 | 200 | 1.2 | FM/F13 | 14.5 | 24.5 | 31.5 | 27.5 | 8 | F211FM125(1)400(2) | SMR27.5125(3)400F13(2) |
| 400 | 200 | 1.5 | FR/F14 | 17.5 | 28 | 31.5 | 27.5 | 8 | F211FR155(1)400(2) | SMR27.5155(3)400F14(2) |
| 400 | 200 | 1.8 | FR/F14 | 17.5 | 28 | 31.5 | 27.5 | 8 | F211FR185(1)400(2) | SMR27.5185(3)400F14(2) |
| VDC | VAC | Capacitance Value (µF) | Size Code (New/Legacy) | B (mm) | H (mm) | L (mm) | Lead Spacing (p) | dV/dt (V/µs) | New KEMET Part Number | Legacy Part Number |

- (1) R = ±2.5%, J = ±5%, K = ±10%, M = ±20%
- (2) Insert lead and packaging code. See Ordering Options Table for available options.
- (3) H = ±2.5%, J = ±5%, K = ±10%, M = ±20%

Soldering Process

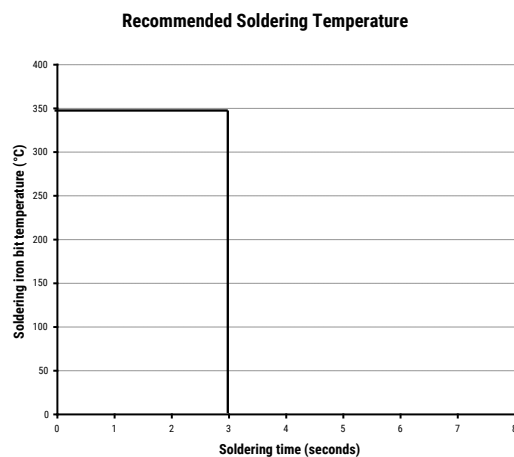
The implementation of the RoHS directive has resulted in the selection of SnAuCu (SAC) alloys or SnCu alloys as primary solder. This has increased the liquidus temperature from that of 183°C for SnPb eutectic alloy to 217 – 221°C for the new alloys. As a result, the heat stress to the components, even in wave soldering, has increased considerably due to higher pre-heat and wave temperatures. Polypropylene capacitors are especially sensitive to heat (the melting point of polypropylene is 160 – 170°C). Wave soldering can be destructive, especially for mechanically small polypropylene capacitors (with lead spacing of 5 – 15 mm), and great care has to be taken during soldering. In general, the wave soldering curve from IEC Publication 61760-1 Edition 2 serves as a solid guideline for successful soldering. Please see Figure 1. The recommended solder profiles from KEMET should be used. Please consult KEMET with any questions.

Reflow soldering is not recommended for through-hole film capacitors. Exposing capacitors to a soldering profile in excess of the above the recommended limits may result to degradation or permanent damage to the capacitors.

Do not place the polypropylene capacitor through an adhesive curing oven to cure resin for surface mount components. Insert through-hole parts after the curing of surface mount parts. Consult KEMET to discuss the actual temperature profile in the oven, if through-hole components must pass through the adhesive curing process. A maximum two soldering cycles is recommended. Please allow time for the capacitor surface temperature to return to a normal temperature before the second soldering cycle.

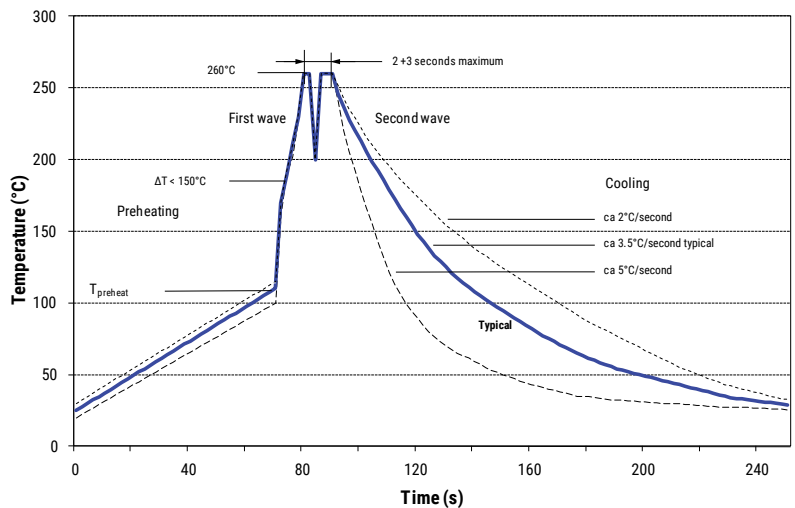
Manual Soldering Recommendations

Following is the recommendation for manual soldering with a soldering iron.



Soldering iron tip temperature should be set at 350°C (+10°C maximum) with the soldering duration not to exceed more than three seconds.

Wave Soldering Recommendations



Soldering Process cont'd

Wave Soldering Recommendations cont'd

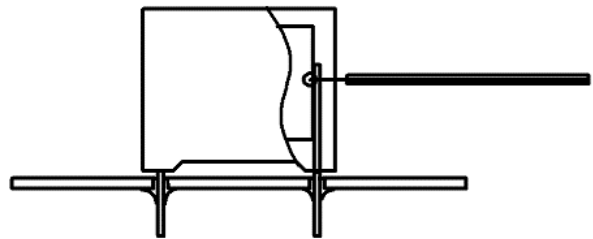
1. The table indicates the maximum set-up temperature of the soldering process
 Figure 1

| Dielectric Film Material | Maximum Preheat Temperature | | | Maximum Peak Soldering Temperature | |
|--------------------------|-----------------------------|-------------------------|-------------------------|------------------------------------|-------------------------|
| | Capacitor pitch ≤ 10 mm | Capacitor pitch = 15 mm | Capacitor pitch > 15 mm | Capacitor pitch ≤ 15 mm | Capacitor pitch > 15 mm |
| Polyester | 130°C | 130°C | 130°C | 270°C | 270°C |
| Polypropylene | 100°C | 110°C | 130°C | 260°C | 270°C |
| Paper | 130°C | 130°C | 140°C | 270°C | 270°C |
| Polyphenylene Sulphide | 150°C | 150°C | 160°C | 270°C | 270°C |

2. The maximum temperature measured inside the capacitor:
 Set the temperature so that inside the element the maximum temperature is below the limit:

| Dielectric Film Material | Maximum temperature measured inside the element |
|--------------------------|---|
| Polyester | 160°C |
| Polypropylene | 110°C |
| Paper | 160°C |
| Polyphenylene Sulphide | 160°C |

Temperature monitored inside the capacitor.

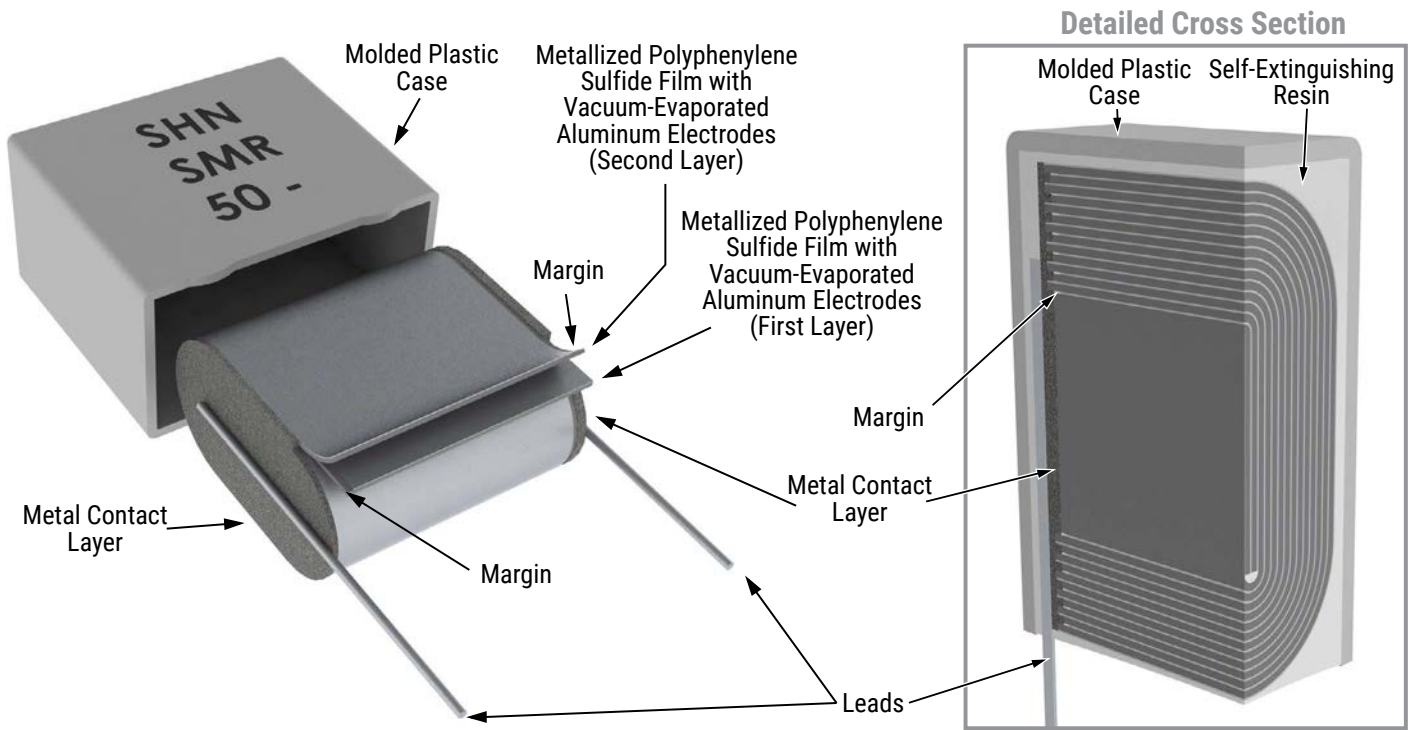


Selective Soldering Recommendations

Selective dip soldering is a variation of reflow soldering. In this method, the printed circuit board with through-hole components to be soldered is preheated and transported over the solder bath as in normal flow soldering without touching the solder. When the board is over the bath, it is stopped, and pre-designed solder pots are lifted from the bath with molten solder only at the places of the selected components and pressed against the lower surface of the board to solder the components.

The temperature profile for selective soldering is similar to the double wave flow soldering outlined in this document; **however, instead of two baths, there is only one bath with a time of 3 to 10 seconds.** In selective soldering, the risk of overheating is greater than in double wave flow soldering, and great care must be taken so that the parts are not overheated.

Construction

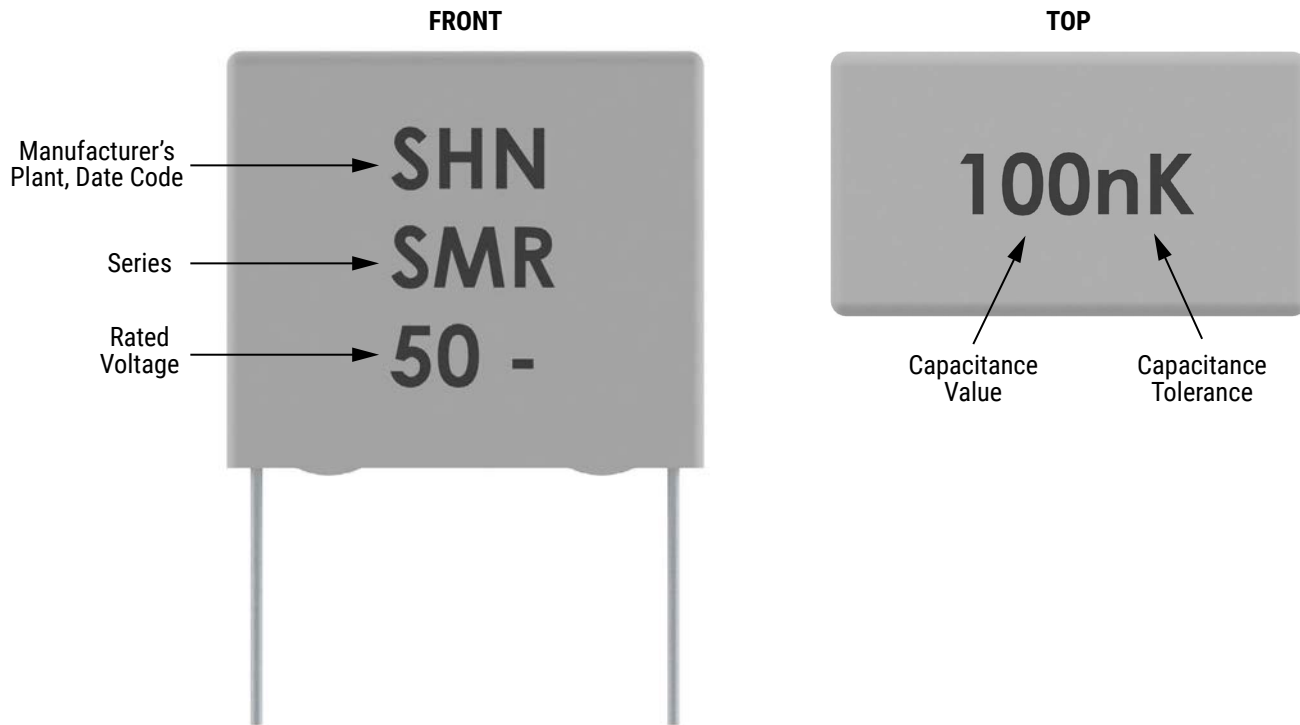


Winding Scheme

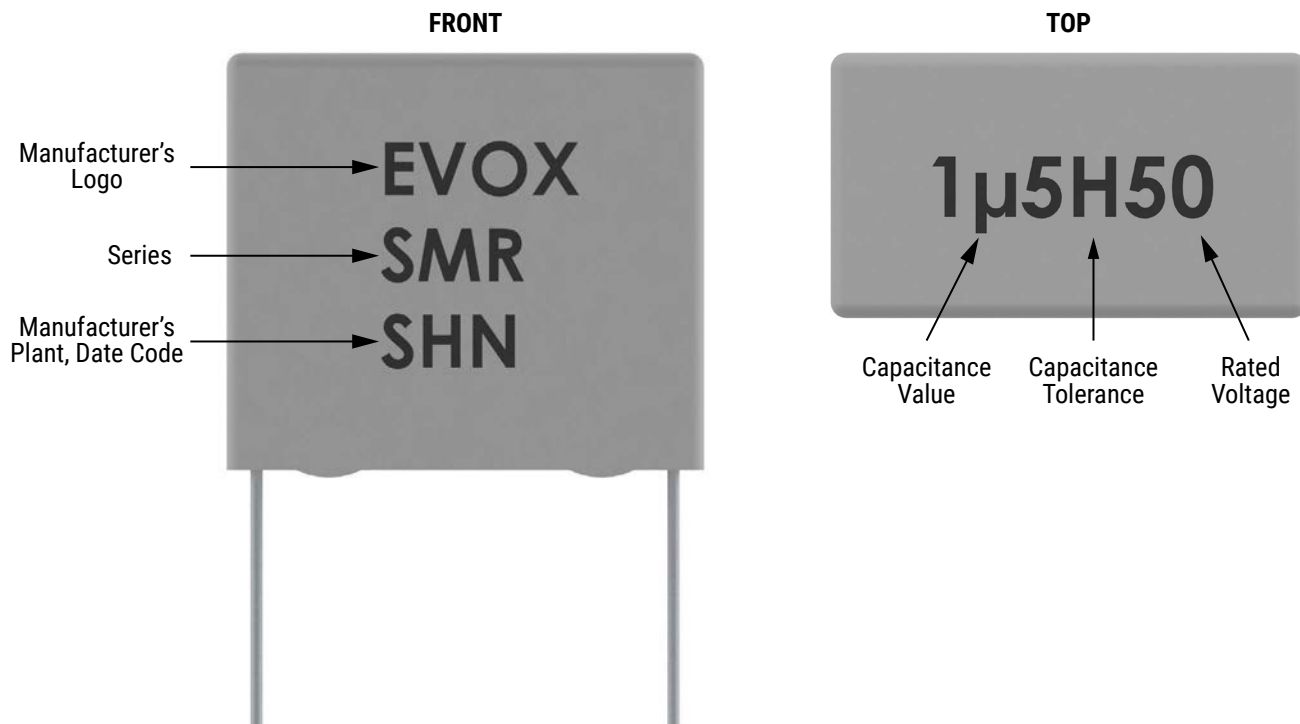


Marking

Lead Spacing 5 mm




Lead Spacing 7.5 – 22.5 mm



Marking

Lead Spacing ≥ 27.5 mm



Packaging Quantities

| KEMET Size Code | Legacy Size Code | Lead Spacing | Thickness (mm) | Height (mm) | Length (mm) | Bulk Short Leads | Bulk Long Leads | Standard Reel 360 mm | Large Reel 500 mm | Ammo | Standard Reel Formed | Ammo Formed |
|-----------------|------------------|--------------|----------------|-------------|-------------|------------------|-----------------|----------------------|-------------------|-------|----------------------|-------------|
| JF | J01 | 5.0 | 2.5 | 6.5 | 7.2 | 2,000 | 2,000 | 2,500 | 5,000 | 3,000 | | |
| JJ | J02 | | 3.5 | 8.0 | 7.2 | 2,000 | 2,000 | 2,000 | 4,000 | 2,000 | | |
| JL | J03 | | 4.5 | 9.0 | 7.2 | 1,000 | 1,000 | 1,500 | 3,000 | 1,700 | | |
| JQ | J04 | | 5.0 | 10.0 | 7.2 | 1,000 | 1,000 | 1,300 | 2,600 | 1,500 | | |
| JT | J05 | | 6.0 | 11.0 | 7.2 | 1,000 | 1,000 | 1,000 | 2,000 | 1,200 | | |
| JU | J06 | | 7.2 | 13.0 | 7.2 | 1,000 | 1,000 | 800 | 1,600 | | | |
| KE | K00 | 7.5 | 2.5 | 6.0 | 10.0 | 2,000 | 2,000 | 2,500 | 5,000 | 3,000 | | |
| KG | K01 | | 4.0 | 8.0 | 10.0 | 1,000 | 1,000 | 1,700 | 3,400 | 1,900 | | |
| KK | K03 | | 5.0 | 11.0 | 10.0 | 1,000 | 1,000 | 1,300 | 2,600 | 1,500 | | 1,200 |
| KM | K04 | | 6.0 | 12.0 | 10.0 | 1,000 | 1,000 | 1,000 | 2,000 | 1,200 | | |

Packaging Quantities cont'd

| KEMET Size Code | Legacy Size Code | Lead Spacing | Thickness (mm) | Height (mm) | Length (mm) | Bulk Short Leads | Bulk Long Leads | Standard Reel 360 mm | Large Reel 500 mm | Ammo | Standard Reel Formed | Ammo Formed |
|-----------------|------------------|--------------|----------------|-------------|-------------|------------------|-----------------|----------------------|-------------------|------|----------------------|-------------|
| AG | A01 | 10 | 4.0 | 9.0 | 13.0 | 1,000 | 1,000 | 900 | 1,800 | | | 630 |
| AH | A02 | | 4.5 | 10.5 | 13.0 | 1,000 | 1,000 | 800 | 1,600 | | | 630 |
| AK | A03 | | 5.0 | 11.0 | 13.0 | 800 | 800 | 700 | 1,400 | | | |
| AP | A04 | | 6.0 | 12.0 | 13.0 | 600 | 600 | 500 | 1,000 | | | 520 |
| AL | A05 | | 9.5 | 7.5 | 13.0 | 600 | 600 | 350 | 700 | | | |
| AE | A06 | | 4.0 | 8.0 | 13.0 | 1,000 | 1,000 | 900 | 1,800 | | | |
| BD | B04 | 15 | 5.5 | 10.5 | 18.0 | 1,000 | 800 | 600 | 1,200 | | 550 | 570 |
| BE | B05 | | 5.5 | 12.5 | 18.0 | 1,000 | 800 | 600 | 1,200 | | 550 | 570 |
| BL | B06 | | 7.5 | 14.5 | 18.0 | 800 | 400 | 400 | 800 | | 400 | 378 |
| BJ | B10 | | 6.5 | 12.5 | 18.0 | 1,000 | 600 | 500 | 1,000 | | 450 | 480 |
| BQ | B11 | | 8.5 | 16.0 | 18.0 | 600 | 400 | 400 | 800 | | 400 | 324 |
| BM | B12 | | 8.0 | 15.0 | 18.0 | 600 | 400 | 400 | 800 | | 350 | 351 |
| BV | B14 | | 9.5 | 17.5 | 18.0 | 500 | 300 | 350 | 700 | | 250 | 297 |
| BG | B15 | | 6.0 | 12.0 | 18.0 | 1,000 | 800 | 500 | 1,000 | | 450 | 520 |
| BY | B16 | | 11.0 | 19.0 | 18.0 | 350 | 250 | 250 | 500 | | 250 | 252 |
| BU | B17 | | 13.0 | 12.5 | 18.0 | 400 | 300 | 250 | 500 | | 200 | 216 |
| DD | D13 | 22.5 | 6.5 | 14.5 | 26.5 | 234 | | 300 | 600 | | | |
| DH | D14 | | 8.0 | 16.0 | 26.5 | 186 | | 250 | 500 | | | |
| DM | D15 | | 9.0 | 18.5 | 26.5 | 308 | | 250 | 500 | | | |
| DT | D16 | | 11.0 | 21.5 | 26.5 | 253 | | 200 | 400 | | | |
| DF | D17 | | 7.0 | 16.5 | 26.5 | 216 | | 300 | 600 | | | |
| DR | D18 | | 10.5 | 19.0 | 26.5 | 264 | | 200 | 400 | | | |
| DY | D19 | | 15.5 | 24.5 | 26.5 | 176 | | 110 | 250 | | | |
| DW | D20 | | 13.5 | 23.0 | 26.5 | 209 | | 160 | 300 | | | |
| FK | F03 | 27.5 | 13.5 | 23.0 | 31.5 | 171 | | | 250 | | | |
| FE | F11 | | 10.5 | 20.5 | 31.5 | 216 | | | 350 | | | |
| FG | F12 | | 11.5 | 22.5 | 31.5 | 198 | | | 300 | | | |
| FM | F13 | | 14.5 | 24.5 | 31.5 | 153 | | | 250 | | | |
| FR | F14 | | 17.5 | 28.0 | 31.5 | 126 | | | | | | |
| FS | F15 | | 19.0 | 29.0 | 31.5 | 117 | | | | | | |
| FV | F16 | | 21.0 | 30.0 | 31.5 | 108 | | | | | | |
| FH | F17 | | 21.0 | 12.5 | 31.5 | 108 | | | | | | |
| FT | F18 | | 31.0 | 18.5 | 31.5 | 72 | | | | | | |
| FQ | F19 | | 27.5 | 16.0 | 31.5 | 81 | | | | | | |

Lead Taping & Packaging (IEC 60286-2)



Taping Specification

| Dimensions in mm | | | | | | | | | | Standard IEC 60286-2 |
|-------------------------------|---------|------------|----------|----------|------------|----------|----------|-------------|-------------|----------------------|
| Lead Spacing | +6/-0.1 | F | 5 | 7.5 | Formed 7.5 | 10 | 15 | 22.5 | 27.5 | F |
| Carrier Tape Width | ±0.5 | W | 18 | 18 | 18 | 18 | 18 | 18 | 18 | 18 +1/-0.5 |
| Hold-down Tape Width | Minimum | W_0 | 5 | 5 | 5 | 5 | 5 | 5 | 5 | |
| Position of Sprocket Hole | ±0.5 | W_1 | 9 | 9 | 9 | 9 | 9 | 9 | 9 | 9 +0.75/-0.5 |
| Distance Between Tapes | Maximum | W_2 | 3 | 3 | 3 | 3 | 3 | 3 | 3 | 3 |
| Sprocket Hole Diameter | ±0.2 | D_0 | 4 | 4 | 4 | 4 | 4 | 4 | 4 | 4 |
| Feed Hole Lead Spacing | ±0.3 | P_0 (1) | 12.7 | 12.7 | 12.7 (4) | 12.7 | 12.7 | 12.7 | 12.7 | 12.7 |
| Distance Lead - Feed Hole | ±0.7 | P_1 | 3.85 | 3.75 | 3.75 | 7.7 | 5.2 | 5.3 | 5.3 | P1 |
| Deviation Tape - Plane | Maximum | Δp | 1.3 | 1.3 | 1.3 | 1.3 | 1.3 | 1.3 | 1.3 | 1.3 |
| Lateral Deviation | Maximum | Δh | 2 | 2 | 2 | 2 | 2 | 2 | 2 | 2 |
| Total Thickness | ±0.2 | t | 0.7 | 0.7 | 0.7 | 0.7 | 0.7 | 0.9 maximum | 0.9 maximum | 0.9 maximum |
| Sprocket Hole/Cap Body | Nominal | H_0 (2) | 18.5±0.5 | 18.5±0.5 | 18.5±0.5 | 18.5±0.5 | 18.5±0.5 | 18.5±0.5 | 18.5±0.5 | 18.0 +2/-0 |
| Sprocket Hole/Top of Cap Body | Maximum | H_1 (3) | 32 | 31 | 43 | 43 | 43 | 58 | 58 | 58 maximum |

(1) Maximum cumulative feed hole error, 1 mm per 20 parts

(2) 16.5 mm available on request

(3) Depending on case size

(4) 15 mm available on request

Lead Taping & Packaging (IEC 60286-2) cont'd

Ammo Specifications

| Series | Dimensions (mm) | | |
|--------------------------------------|-----------------|-----|----|
| | H | W | T |
| R4x, R4x+R, R7x, RSB | 360 | 340 | 59 |
| F5A, F5B, F5D | | | |
| F6xx, F8xx | | | |
| PHExxx, PMExxx, PMRxxx, SMR & PFR | 330 | 330 | 50 |



Reel Specifications

| Series | Dimensions (mm) | | |
|--------------------------------------|-----------------|----|----------|
| | D | H | W |
| R4x, R4x+R, R7x, RSB | 355 500 | 30 | 55 (Max) |
| F5A, F5B, F5D | | 25 | |
| F6xx, F8xx | | | |
| PHExxx, PMExxx, PMRxxx, SMR & PFR | 360 500 | 30 | 46 (Max) |



Manufacturing Date Code (IEC-60062)

| Y = Year, Z = Month | | | |
|---------------------|------|-----------|------|
| Year | Code | Month | Code |
| 2010 | A | January | 1 |
| 2011 | B | February | 2 |
| 2012 | C | March | 3 |
| 2013 | D | April | 4 |
| 2014 | E | May | 5 |
| 2015 | F | June | 6 |
| 2016 | H | July | 7 |
| 2017 | J | August | 8 |
| 2018 | K | September | 9 |
| 2019 | L | October | 0 |
| 2020 | M | November | N |
| 2021 | N | December | D |
| 2022 | P | | |
| 2023 | R | | |
| 2024 | S | | |
| 2025 | T | | |
| 2026 | U | | |
| 2027 | V | | |
| 2028 | W | | |
| 2029 | X | | |
| 2030 | A | | |

KEMET Electronics Corporation Sales Offices

For a complete list of our global sales offices, please visit www.kemet.com/sales.

Disclaimer

All product specifications, statements, information and data (collectively, the "Information") in this datasheet are subject to change. The customer is responsible for checking and verifying the extent to which the Information contained in this publication is applicable to an order at the time the order is placed. All Information given herein is believed to be accurate and reliable, but it is presented without guarantee, warranty, or responsibility of any kind, expressed or implied.

Statements of suitability for certain applications are based on KEMET Electronics Corporation's ("KEMET") knowledge of typical operating conditions for such applications, but are not intended to constitute – and KEMET specifically disclaims – any warranty concerning suitability for a specific customer application or use. The Information is intended for use only by customers who have the requisite experience and capability to determine the correct products for their application. Any technical advice inferred from this Information or otherwise provided by KEMET with reference to the use of KEMET's products is given gratis, and KEMET assumes no obligation or liability for the advice given or results obtained.

Although KEMET designs and manufactures its products to the most stringent quality and safety standards, given the current state of the art, isolated component failures may still occur. Accordingly, customer applications which require a high degree of reliability or safety should employ suitable designs or other safeguards (such as installation of protective circuitry or redundancies) in order to ensure that the failure of an electrical component does not result in a risk of personal injury or property damage.

Although all product-related warnings, cautions and notes must be observed, the customer should not assume that all safety measures are indicated or that other measures may not be required.

KEMET is a registered trademark of KEMET Electronics Corporation.