samtec

10 YEAR MFG WITH 30 µ" GOLD
EXTENDED LIFE PRODUCT
HIGH MATING CYCLES




**(1.00 mm) .0394"**

**CLM, MLE SERIES**

# RUGGED RELIABLE MICRO SOCKETS

## SPECIFICATIONS

For complete specifications and recommended PCB layouts see www.samtec.com?CLM or www.samtec.com?MLE

**Insulator Material:**
Black LCP
**Contact Material:**
CLM: Phosphor Bronze
MLE: BeCu
**Plating:**
CLM: Au or Sn over 50 µ" (1.27 µm) Ni
MLE: Au over 10 µ" (0.25 µm) Ni
**Current Rating (CLM/FTM):**
2.8 A per pin (2 pins powered)
**Current Rating (MLE/FTM):**
2.9 A per pin (2 pins powered)
**Operating Temp Range:**
-55 °C to +125 °C
**Max Cycles:**
CLM: 100 with 10 µ" (0.25 µm) Au
**Voltage Rating:**
MLE: 310 VAC
**Insertion Depth:**
CLM: Top Entry = (1.40 mm) .055" min., Bottom Entry = (2.41 mm) .095" min. (Add board thickness for correct post OAL)
MLE: (1.63 mm) .064" to (3.18 mm) .125" with (0.38 mm) .015" wipe, pass-through, or (2.44 mm) .096" minimum for bottom entry
**Normal Force:**
CLM: 40 grams (0.39 N) average
**RoHS Compliant:**
Yes
**Lead-Free Solderable:**
Yes
**SMT Lead Coplanarity:**
(0.10 mm) .004" max (02-25)
(0.15 mm) .006" max (26-50)*
*(.004" stencil solution may be available; contact IPG@samtec.com)

## RECOGNITIONS

For complete scope of recognitions see www.samtec.com/quality

FILE NO. E111594

**Note:**
Some lengths, styles and options are non-standard, non-returnable.

## CLM – 1 – NO. PINS PER ROW – 02 – PLATING OPTION – D – OPTIONS

**Mates with:**
FTM, FTMH, MW

**02 thru 50**

TIGER™ CLAW CONTACT

**–F**
= Gold flash on contact, Matte Tin on tail

**–L**
= 10 µ" (0.25 µm) Gold on contact, Matte Tin on tail

**–BE**
= Bottom Entry (Required for bottom entry)

**–K**
= (3.50 mm) .138" DIA Polyimide film Pick & Place Pad (7 positions minimum)

**–P**
= Pick & Place Pad (7 positions minimum)

**–PA**
= Pick & Place Pad with integral Alignment Pin

**–TR**
= Tape & Reel Packaging

**–FR**
= Full Reel Tape & Reel (must order max. quantity per reel; contact Samtec for quantity breaks)

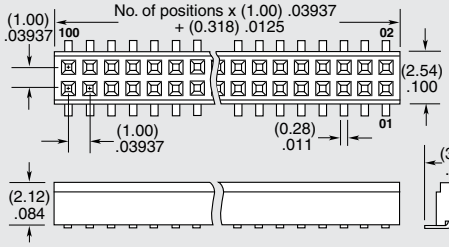


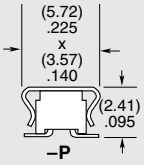


| PIN/ROW | A |
|---|---|
| 04-15 | (3.56) .140 |
| 16-50 | (7.11) .280 |

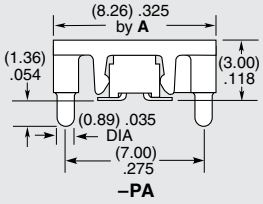


**APPLICATION**

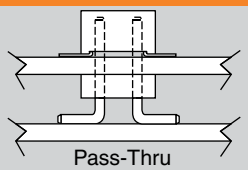

Pass-Thru

**ALSO AVAILABLE**
**(MOQ Required)**

- Alignment pin
- Other Gold plating options

## MLE – 1 – NO. PINS PER ROW – 01 – PLATING OPTION – DV – OPTIONS

**Mates with:**
FTM, FTMH, MW

**02 thru 50**

**–G**
= 10 µ" (0.25 µm) Gold

**–A**
= Alignment Pin (3 positions minimum) Metal or plastic at Samtec discretion

**–K**
= (4.00 mm) .1575" DIA Polyimide film Pick & Place Pad (5 positions minimum)

**–P**
= Metal Pick & Place Pad (5 positions minimum)

**–TR**
= Tape & Reel Packaging

TIGER™ BEAM CONTACT

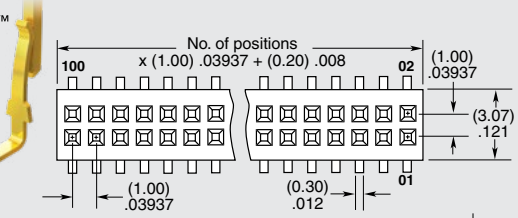


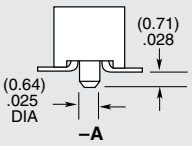


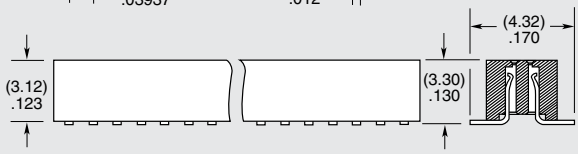


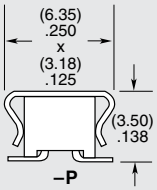


*Due to technical progress, all designs, specifications and components are subject to change without notice.*



*All parts within this catalog are built to Samtec's specifications.*
*Customer specific requirements must be approved by Samtec and identified in a Samtec customer-specific drawing to apply.*