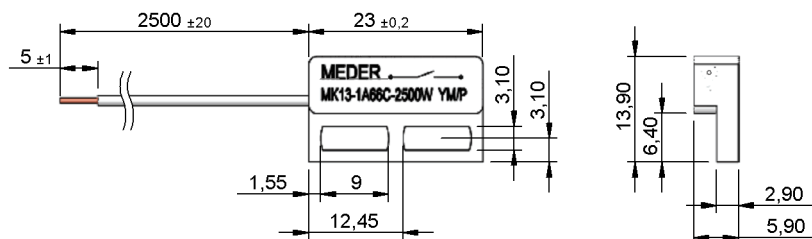


## Preliminary Datasheet

### Dimensions mm[inch]

tolerances acc. to DIN ISO 2768-m  
Toleranzen gem. DIN ISO 2768-m

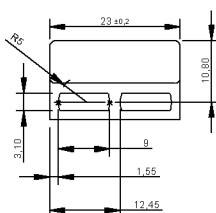
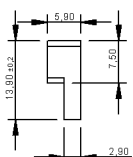


### Isometric

Scale 1:2  
Maßstab 1:2



### Housing



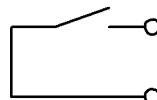
### Cable

flat cable LIYZ 2x0,14qmm  
Flachbandkabel LIYZ 2x0,14qmm

### Terminals/Connector


Ends tinned  
Enden verzinnt

### Schematic



### Marking

according to EN60062/factory code  
gem. EN60062/Fertigungsstätte



Magnetic properties	Conditions	Min	Typ	Max	Unit
Pull in	at 20°C	33		53	AT
Test equipment		KMS-14+PK002+SA002			

Special Product Data	Conditions	Min	Typ	Max	Unit
Contact - form		A - NO			
Contact rating	Any DC combination of V & A not to exceed their individual max.'s			10	W
operating voltage	DC or Peak AC			180	V
operating ampere	DC or Peak AC			1,25	A
Switching current	DC or Peak AC			0,5	A
Sensor-resistance	measured with 40% overdrive Sensor deactivated			800	mOhm
Housing material		PBT glass fibre reinforced			
Case color		white			
Sealing compound		Polyurethan			

Environmental data	Conditions	Min	Typ	Max	Unit
Operating temperature	cable not moved	-30		70	°C
Operating temperature	cable moved	-5		70	°C
Storage temperature		-30		70	°C

Cable specification	Conditions	Min	Typ	Max	Unit
Cable typ		flat cable			
Cable material		PVC,white			
Cross section [mm²]		2x0,14			

General data	Conditions	Min	Typ	Max	Unit
Mounting advice		from 5m cable, a pre-resistor is recommended.			
Mounting advice		Decreased switching distances by mounting on iron.			
Mounting advice		Magnetically conductive screws must not be used.			
tightening torque	Screw M3 ISO 1207 Disk ISO 7089			0,5	Nm