

Type 4X Polyester Junction Box (Solid and Clear Cover) *PJU Series*

Continuous Hinge Door with Twist Latches



Application

- Designed for use as instrument enclosures, electric, hydraulic or pneumatic control housings, electrical junction boxes or terminal wiring enclosures.
- Provides outstanding insulation and protection where equipment may be hosed down or be very wet.
- Ideal in applications with high temperatures or highly corrosive environments.

Standards

- UL 508 Type 1, 2, 3, 4, 4X, 12 and 13
- CSA Type 1, 2, 3, 4, 4X, 12 and 13
- Complies with
 - NEMA Type 1, 2, 3, 4, 4X, 12 and 13
 - IEC 60529, IP66

Construction

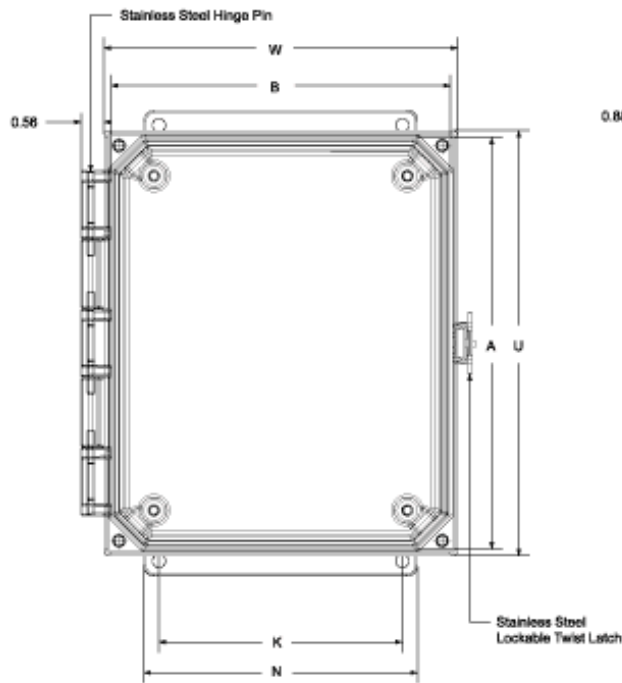
- Molded fiberglass polyester enclosure with matching cover is easily punched, cut, or drilled.
- Enhanced UV inhibitors protect against outdoor weathering.
- Standard JIC sizes under 18" x 16".
- Threaded brass inserts are provided for optional inner panel or terminal kit mounting. Mounting hardware is included.
- Stainless steel butterfly type "twist latch" door fasteners.
- Door fasteners include a provision for padlocking.
- Enclosure available with clear Polycarbonate cover to 16" x 14".
- Molded hinge with stainless steel pin.
- Captive oil resistant gasket provides a positive seal.
- Available with Polycarbonate flange or foot mount brackets for multi-directional mounting.
- Operating temperatures between 130°C and -40°C (266°F to -40°F).
- Impact index of 6.78J (5 ft/lb).
- For corrosion resistance information, please refer to table in the Technical Information section.

Finish

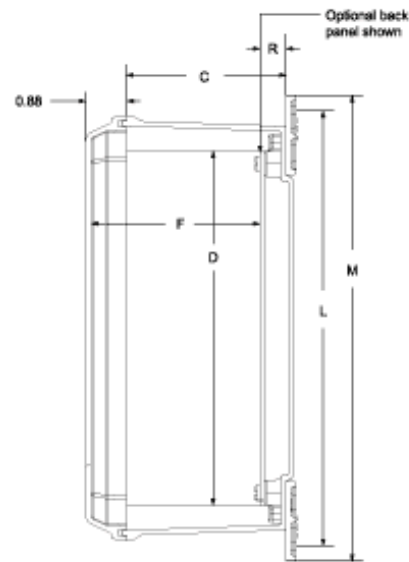
- Fiberglass polyester material has a gray finish.
- Optional inner panels are available in white powder coated finished steel or unfinished aluminum, or Fiberglass.

Accessories

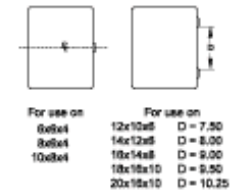
- PJ/PJU Replacement Hardware Kits
- Inner Panels
- Swing Panels
- Terminal Kit Assemblies



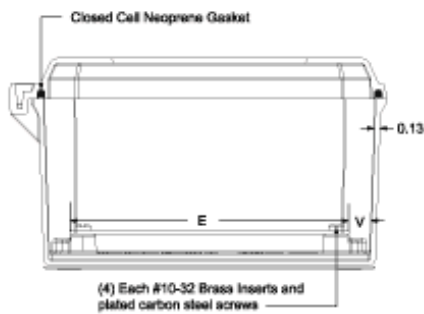
Front View



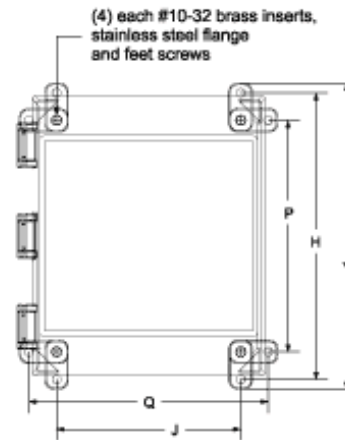
Side View



Latch Locations



End View



Rear View

Hinged Twist Latch Flange Part No.	Hinged Twist Latch Feet Part No.	Overall Dimensions			Panel Size			Center		Flange Mounting Centers		
		A	B	C	D	E	F	S	Z	L	K	M
PJU664TF	PJU664T	6.05	6.27	4.13	4.88	4.88	4.11	4.25	4.25	6.88 / 6.75	4.05	7.62
PJU864TF	PJU864T	8.05	6.27	4.13	6.75	4.88	4.11	6.25	4.25	8.88 / 8.75	4.00	9.62
PJU1084TF	PJU1084T	10.05	8.27	4.13	8.75	6.88	4.11	10.25	6.25	10.75	6.00	11.50
PJU12106TF	PJU12106T	12.05	10.27	6.13	10.75	8.88	6.11	10.25	8.25	12.75	8.00	13.50
PJU14126TF	PJU14126T	14.05	12.27	6.13	12.75	10.88	6.11	12.25	10.25	14.75 / 14.62	10.00	15.37
PJU16148TF	PJU16148T	16.05	14.27	8.13	14.75	12.88	8.11	14.25	12.25	16.75	12.00	17.50
PJU181610TF	PJU181610T	18.30	16.52	10.13	16.88	14.88	10.11	16.25	14.25	18.88 / 18.76	12.00	20.12
PJU201610TF	PJU201610T	20.50	16.27	10.13	18.44	14.44	10.11	17.81	13.81	21.25	10.00	21.50

Hinged Twist Latch Clear Cover Flange Part No.	Hinged Twist Latch Clear Cover Feet Part No.	N	H	J	P	Q	U	W	Y	R	V	Opt. Panel Part No.	Ship Wt. (lbs)
PJU664CCTF	PJU664CCT	4.80	6.75	4.91	4.69	6.97	6.50	6.72	7.47	0.70	0.52	14R0505	4
PJU864CCTF	PJU864CCT	4.75	8.75	4.91	6.69	6.97	8.50	6.72	9.46	0.70	0.62	14R0705	4
PJU1084CCTF	PJU1084CCT	6.75	10.75	6.91	8.69	8.97	10.50	8.72	11.47	0.70	0.53	14R0907	6
PJU12106CCTF	PJU12106CCT	8.75	12.70	8.82	10.64	10.88	12.50	10.72	13.47	0.68	0.44	14R1109	6
PJU14126CCTF	PJU14126CCT	10.75	14.70	10.82	12.64	12.88	14.50	12.72	15.37	0.70	0.46	14R1311	8
PJU16148CCTF	PJU16148CCT	12.75	16.91	11.47	13.50	14.88	16.50	14.72	17.50	0.70	0.40	14R1513	11

Hinged Twist Latch Clear Cover Flange Part No.	Hinged Twist Latch Clear Cover Feet Part No.	N	H	J	P	Q	U	W	Y	R	V	Opt. Panel Part No.	Ship Wt. (lbs)
-	-	12.75	19.16	13.72	15.75	17.13	18.75	16.97	19.89	0.70	0.45	P1868	12
-	-	12.75	20.53	13.16	17.13	16.56	20.50	16.72	21.28	0.70	0.50	P2068	17

Data subject to change without notice