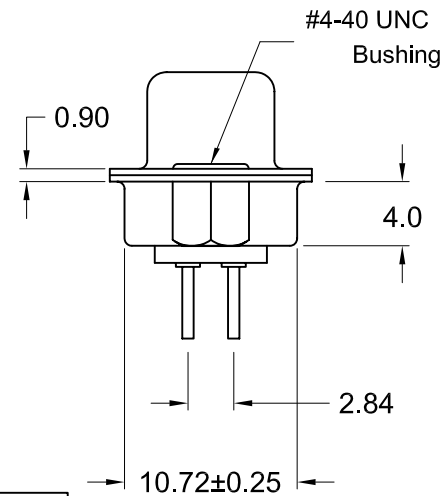
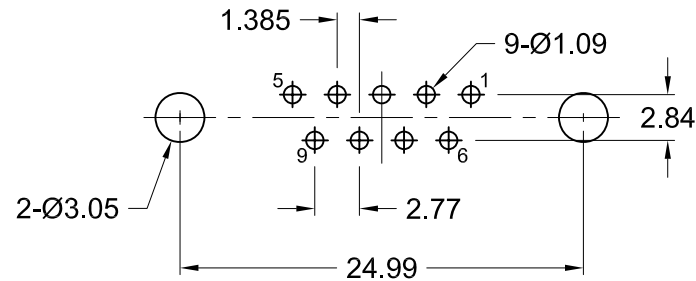


Recommended PCB Layout (top view)



Ordering Information

Part Number	Contact Area Plating Finish
K85X-ED-9S-K	Gold Flash (standard)
K85X-ED-9S-K15	15u" Gold (15 option)
K85X-ED-9S-K30	30u" Gold (30 option)

Material and Finish

Shell: steel, tin plated

Insulator: PBT with glass-fiber reinforcement, UL 94V-0 rated, color-black

Contact Material:
Socket: Brass

Contact Plating:

Standard:
Gold flash on mating end, tin on termination end, with entire contact nickel underplated

-15 Option:
15u" gold on mating end, tin on termination end, with entire contact nickel underplated

-30 Option:
30u" gold on mating end, tin on termination end, with entire contact nickel underplated

Electrical Specifications

Rated Current: 2A

Rated Voltage: 30V RMS

Withstanding Voltage:
500V (rms) AC for 1 minute

Insulation Resistance:
more than 1000 Megohm at 500V DC

Contact Resistance:
13 milliohm max.

Dielectric Strength:
1000V for 1 minute

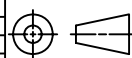
Operating Temperature:
-55°C to +105°C

RoHS COMPLIANT
EU Directive 2002/95/EC



Tolerances
X.X ± 0.25
X.XX ± 0.15
Unless Stated Otherwise

REV.	DATE	DESCRIPTION	REV. BY	CHK. BY	DRAWN BY	DATE
A1	11/14/05	New Drawing	R. Aguirre	H. MA	R. Aguirre	11/14/05
A2	1/09/08	ECO #07-052	WILL H.	H. MA		



UNITS
mm

K85X-ED-9S-K

Vertical PCB Mount D-Sub

9 Pin Female, RoHS Compliant

