

LOW-PEAK®**Dual-Element, Time-Delay Fuses
Class RK1 – 250 Volt****LPN-RK****1/10-60A****Catalog Symbol:** LPN-RK_SP

Dual-Element, Time-Delay – 10 seconds (minimum) at 500% rated current (8 seconds for 0-30A sizes)

Current-Limiting

Ampere Rating: 1/10 to 60 Amperes

Voltage Rating: 250 Volts AC (or less)

Interrupting Rating:

AC: 300,000A RMS Sym.

DC: 50,000 Amperes

Agency Approvals:

UL Listed – Special Purpose*, Guide JFHR, File E56412

CSA Certified (200,000AIR), Class 1422-02, File 53787

Class RK1 per CSA C22.2, No. 248.12

*Meets all performance requirements of UL Standard 248-12 for Class RK1 fuses.

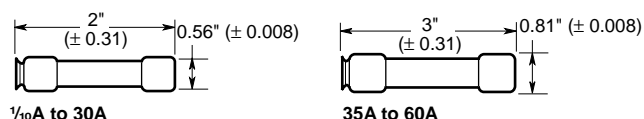
Catalog Numbers

LPN-RK-1/10SP	LPN-RK-2SP	LPN-RK-9SP
LPN-RK-15/100SP	LPN-RK-2 1/4SP	LPN-RK-10SP
LPN-RK-2 1/10SP	LPN-RK-2 1/2SP	LPN-RK-12SP
LPN-RK-3 1/10SP	LPN-RK-2 9/10SP	LPN-RK-15SP
LPN-RK-4 1/10SP	LPN-RK-3SP	LPN-RK-17 1/2SP
LPN-RK-1/2SP	LPN-RK-3 3/10SP	LPN-RK-20SP
LPN-RK-9/10SP	LPN-RK-3 1/2SP	LPN-RK-25SP
LPN-RK-9/10SP	LPN-RK-4SP	LPN-RK-30SP
LPN-RK-1SP	LPN-RK-4 1/2SP	LPN-RK-35SP
LPN-RK-1 1/8SP	LPN-RK-5SP	LPN-RK-40SP
LPN-RK-1 1/4SP	LPN-RK-5 9/10SP	LPN-RK-45SP
LPN-RK-1 1/10SP	LPN-RK-6SP	LPN-RK-50SP
LPN-RK-1 9/10SP	LPN-RK-6 1/4SP	LPN-RK-60SP
LPN-RK-1 9/10SP	LPN-RK-8SP	—

Carton Quantity and Weight

Ampere Ratings	Carton Qty.	Weight**	
		Lbs.	Kg.
0-30	10	0.5	0.227
35-60	10	1.2	0.544

**Weight per carton.

Dimensional Data**Features:**

- Current-limitation for maximum short-circuit protection.
- Type 2 protection for IEC and NEMA starters when properly sized.
- High inrush current motor protection.
- Time-delay permits 130% FLA sizing for back-up motor protection.
- Protection against single-phase motor damage.
- Low watt loss power consumption.
- Electrically isolated end caps.
- 125 Vdc, U.L. Listed.

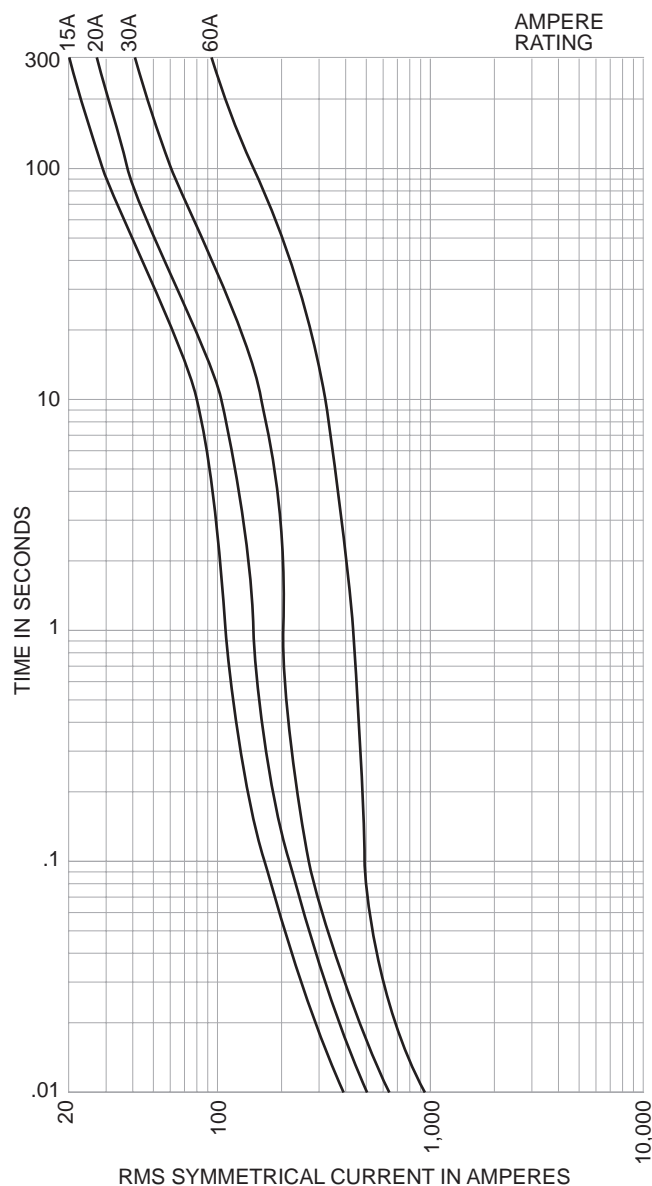
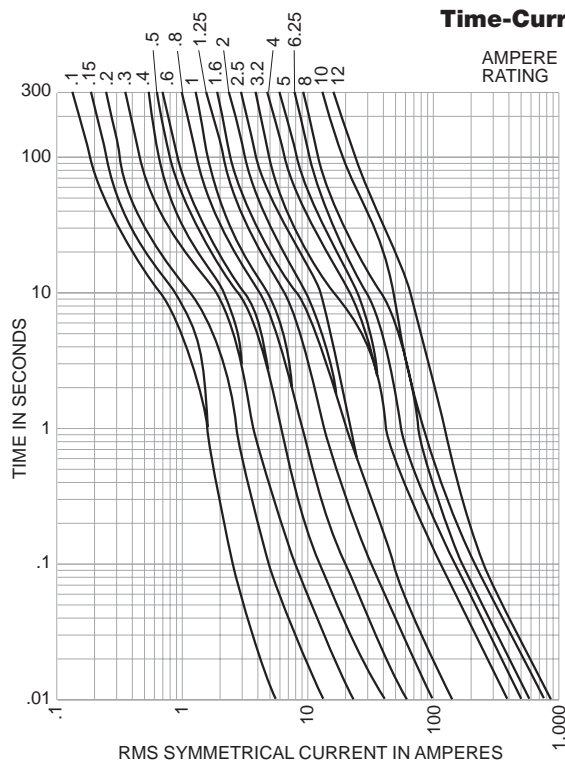
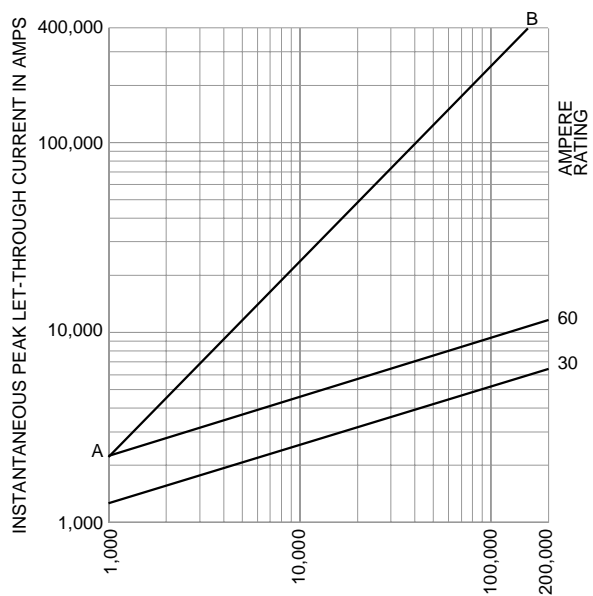
Fuse Reducers For Class R Fuses

Equipment Fuse Clips	Desired Fuse (Case) Size	Catalog Number (Pairs) 250V
60A	30A	No. 263-R
100A	30A	No. 213-R
	60A	No. 216-R
200A	60A	No. 226-R

Fuseblocks

30 Amp Case			
	1 Pole	2 Pole	3 Pole
Box Lug	R25030-1CR	R25030-2CR	R25030-3CR
Screw	R25030-1SR	R25030-2SR	R25030-3SR
Pressure Plate	R25030-1PR	R25030-2PR	R25030-3PR
60 Amp Case			
	1 Pole	2 Pole	3 Pole
Box Lug	R25060-1CR	R25060-2CR	R25060-3CR
Screw	R25060-1SR	R25060-2SR	R25060-3SR
Pressure Plate	R25060-1PR	R25060-2PR	R25060-3PR

CE CE logo denotes compliance with European Union Low Voltage Directive (50-1000 VAC, 75-1500 VDC). Refer to BIF document #8002 or contact Bussmann Application Engineering at 636-527-1270 for more information.

LOW-PEAK®**Dual-Element, Time-Delay Fuses
Class RK1 - 250 Volt****LPN-RK****1/10-60A****Time-Current Characteristic Curves-Average Melt****Current-Limitation Curves**

RMS SYMMETRICAL CURRENTS IN AMPERES
A-B=ASYMMETRICAL AVAILABLE PEAK (2.3 x SYMM RMS AMPS)

The only controlled copy of this BIF document is the electronic read-only version located on the Bussmann Network Drive. All other copies of this document are by definition uncontrolled. This bulletin is intended to clearly present comprehensive product data and provide technical information that will help the end user with design applications. Bussmann reserves the right, without notice, to change design or construction of any products and to discontinue or limit distribution of any products. Bussmann also reserves the right to change or update, without notice, any technical information contained in this bulletin. Once a product has been selected, it should be tested by the user in all possible applications.