THIS DRAWING IS UNPUBLISHED. RELEASED FOR PUBLICATION – ,– .
© COPYRIGHT – By – ALL RIGHTS RESERVED.

| LOC | DIST |
|---|---|
| FT | 0 |

REVISIONS

| P | LTR | DESCRIPTION | DATE | DWN | APVD |
|---|---|---|---|---|---|
| | D1 | REVISED PER ECO–11–004917 | 11MAR11 | RK | HMR |

SPECIFICATIONS:

MATERIALS:
- HOUSING: POLYAMIDE, (BLACK) UL94–0
- TERMINALS: COPPER ALLOY, TIN PLATE
- SCREWS:ZINC PLATED STEEL WITH CLEAR CHROMATE COATING

ELECTRICAL:
- RATING: 25A 300V
- WIRE RANGE: 12 – 22 AWG

MECHANICAL:
- MAXIMUM TORQUE RATING: 7 IN.–LBS.

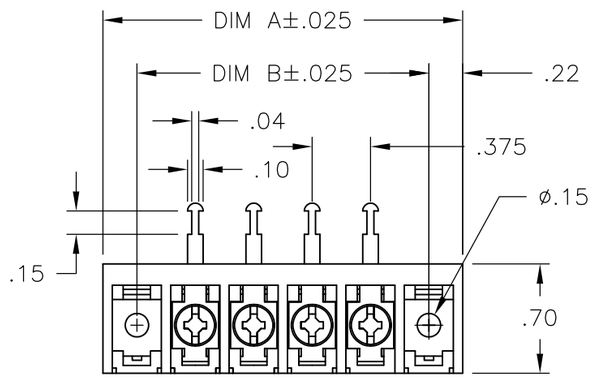


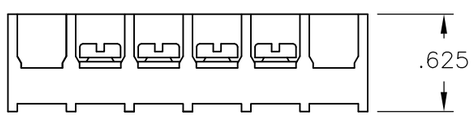


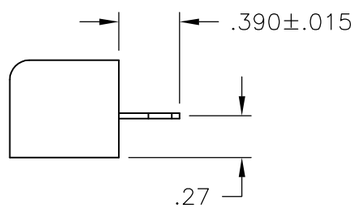


| DIM B | DIM A | NO. OF POS. | BUCHANAN PART NO. | PART NO. |
|---|---|---|---|---|
| 10.875 | 11.311 | 28 | 6STR–28–008 | 2–1546242–8 |
| 10.500 | 10.936 | 27 | 6STR–27–008 | 2–1546242–7 |
| 10.125 | 10.561 | 26 | 6STR–26–008 | 2–1546242–6 |
| 9.750 | 10.186 | 25 | 6STR–25–008 | 2–1546242–5 |
| 9.375 | 9.811 | 24 | 6STR–24–008 | 2–1546242–4 |
| 9.000 | 9.436 | 23 | 6STR–23–008 | 2–1546242–3 |
| 8.625 | 9.061 | 22 | 6STR–22–008 | 2–1546242–2 |
| 8.250 | 8.686 | 21 | 6STR–21–008 | 2–1546242–1 |
| 7.875 | 8.311 | 20 | 6STR–20–008 | 2–1546242–0 |
| 7.500 | 7.936 | 19 | 6STR–19–008 | 1–1546242–9 |
| 7.125 | 7.561 | 18 | 6STR–18–008 | 1–1546242–8 |
| 6.750 | 7.186 | 17 | 6STR–17–008 | 1–1546242–7 |
| 6.375 | 6.811 | 16 | 6STR–16–008 | 1–1546242–6 |
| 6.000 | 6.436 | 15 | 6STR–15–008 | 1–1546242–5 |
| 5.625 | 6.061 | 14 | 6STR–14–008 | 1–1546242–4 |
| 5.250 | 5.686 | 13 | 6STR–13–008 | 1–1546242–3 |
| 4.875 | 5.311 | 12 | 6STR–12–008 | 1–1546242–2 |
| 4.500 | 4.936 | 11 | 6STR–11–008 | 1–1546242–1 |
| 4.125 | 4.561 | 10 | 6STR–10–008 | 1–1546242–0 |
| 3.750 | 4.186 | 9 | 6STR–09–008 | 1546242–9 |
| 3.375 | 3.811 | 8 | 6STR–08–008 | 7–1437654–2 |
| 3.000 | 3.436 | 7 | 6STR–07–008 | 796988–7 |
| 2.625 | 3.061 | 6 | 6STR–06–008 | 1546242–6 |
| 2.250 | 2.686 | 5 | 6STR–05–008 | 9–1546158–4 |
| 1.875 | 2.311 | 4 | 6STR–04–008 | 1546242–4 |
| 1.500 | 1.936 | 3 | 6STR–03–008 | 796988–6 |
| 1.125 | 1.561 | 2 | 6STR–02–008 | 8–1546158–9 |

THIS DRAWING IS A CONTROLLED DOCUMENT.

DIMENSIONS: INCHES

TOLERANCES UNLESS OTHERWISE SPECIFIED:

| | |
|---|---|
| 0 PLC | ± – |
| 1 PLC | ± – |
| 2 PLC | ± .01 |
| 3 PLC | ± .005 |
| 4 PLC | ± – |
| ANGLES | ± 1/2 |

MATERIAL –

FINISH –

DWN E. ZANOLINI 04FEB2002
CHK S. YODER 04FEB02
APVD S. YODER 04FEB02
PRODUCT SPEC —
APPLICATION SPEC —
WEIGHT —

TE Connectivity

NAME 6STR–XX–008

| SIZE | CAGE CODE | DRAWING NO | RESTRICTED TO |
|---|---|---|---|
| A3 | 00779 | C–7–1437654–2 | — |

CUSTOMER DRAWING

| SCALE | SHEET | REV |
|---|---|---|
| NTS | 1 OF 1 | D1 |