

Type 4X Polyester Junction Box (Solid and Clear Cover) *PJU Series*

Continuous Hinge Door with Screws



Application

- Designed for use as instrument enclosures, electric, hydraulic or pneumatic control housings, electrical junction boxes or terminal wiring enclosures.
- Provides outstanding insulation and protection where equipment may be hosed down or be very wet.
- Ideal in applications with high temperatures or highly corrosive environments.

Standards

- UL 508 Type 1, 2, 3, 4, 4X, 12 and 13
- CSA Type 1, 2, 3, 4, 4X, 12 and 13
- Complies with
 - NEMA Type 1, 2, 3, 4, 4X, 12 and 13
 - IEC 60529, IP66

Construction

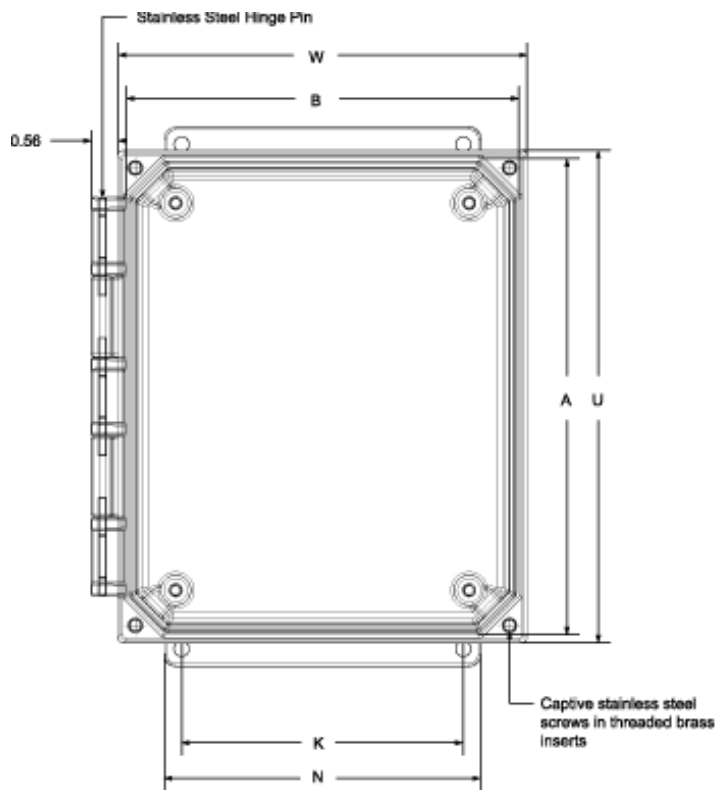
- Molded fiberglass polyester enclosure with matching cover is easily punched, cut, or drilled.
- Enhanced UV inhibitors protect against outdoor weathering.
- Standard JIC sizes under 18" x 16".
- Threaded brass inserts are provided for optional inner panel or terminal kit mounting. Mounting hardware is included.
- Cover fastened with captive stainless steel screws in threaded brass inserts.
- Enclosure available with clear Polycarbonate cover to 16" x 20".
- Molded hinge with stainless steel pin.
- Captive oil resistant gasket provides a positive seal.
- Available with Polycarbonate flange or foot mount brackets for multi-directional mounting.
- Operating temperatures between 130°C and -40°C (266°F to -40°F).
- Impact index of 6.78J (5 ft/lb).
- For corrosion resistance information, please refer to table in the Technical Information section.

Finish

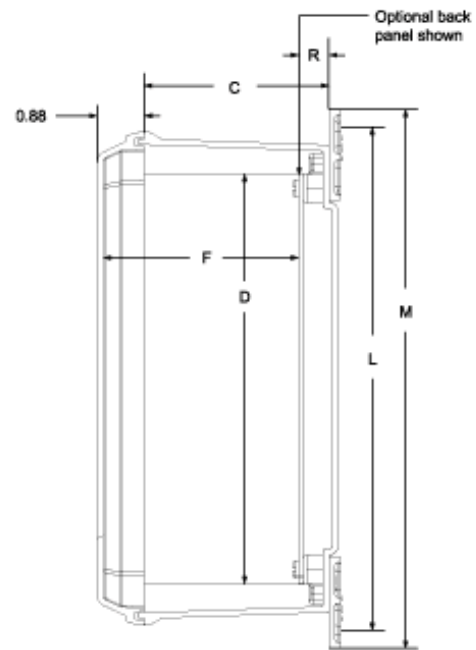
- Fiberglass polyester material has a gray finish.
- Optional inner panels are available in white powder coated finished steel or unfinished aluminum, or Fiberglass.

Accessories

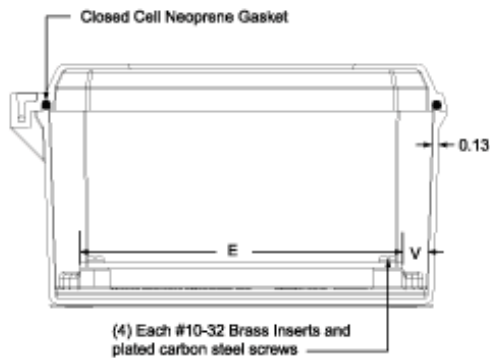
- | | |
|------------------------------------|---------------------------|
| • PJ/PJU Replacement Hardware Kits | • Inner Panels |
| • Swing Panels | • Terminal Kit Assemblies |



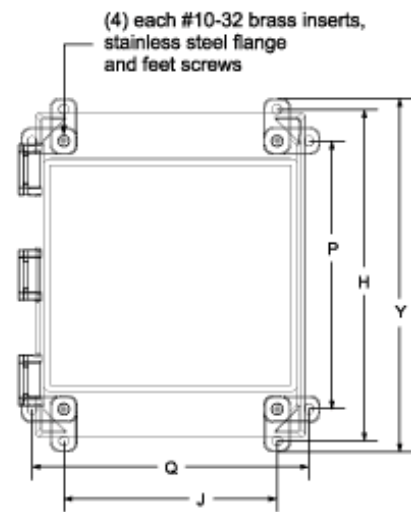
Front View



Side View



End View



Rear View

Hinged Screw Cover Flange Part No.	Hinged Screw Cover Feet Part No.	Overall Dimensions			Panel Size			Center		Flange Mounting Centers		
		A	B	C	D	E	F	S	Z	L	K	M
PJU664HF	PJU664H	6.05	6.27	4.13	4.88	4.88	4.11	4.25	4.25	6.88 / 6.75	4.05	7.62
PJU864HF	PJU864H	8.05	6.27	4.13	6.75	4.88	4.11	6.25	4.25	8.88 / 8.75	4.00	9.62
PJU1084HF	PJU1084H	10.05	8.27	4.13	8.75	6.88	4.11	10.25	6.25	10.75	6.00	11.50
PJU12106HF	PJU12106H	12.05	10.27	6.13	10.75	8.88	6.11	10.25	8.25	12.75	8.00	13.50
PJU14126HF	PJU14126H	14.05	12.27	6.13	12.75	10.88	6.11	12.25	10.25	14.75 / 14.62	10.00	15.37
PJU16148HF	PJU16148H	16.05	14.27	8.13	14.75	12.88	8.11	14.25	12.25	16.75	12.00	17.50
PJU181610HF	PJU181610H	18.30	16.52	10.13	16.88	14.88	10.11	16.25	14.25	18.88 / 18.76	12.00	20.12
PJU201610HF	PJU201610H	20.50	16.27	10.13	18.44	14.44	10.11	17.81	13.81	21.25	10.00	21.50

Hinged Screw Clear Cover Flange Part No.	Hinged Screw Clear Cover Feet Part No.												Opt. Panel Part No.	Ship Wt. (lbs)
		N	H	J	P	Q	U	W	Y	R	V			
PJU664CCHF	PJU664CCH	4.80	6.75	4.91	4.69	6.97	6.50	6.72	7.47	0.70	0.52	14R0505	4	

Hinged Screw Clear Cover Flange Part No.	Hinged Screw Clear Cover Feet Part No.	N	H	J	P	Q	U	W	Y	R	V	Opt. Panel Part No.	Ship Wt. (lbs)
PJU864CCHF	PJU864CCH	4.75	8.75	4.91	6.69	6.97	8.50	6.72	9.46	0.70	0.62	14R0705	4
PJU1084CCHF	PJU1084CCH	6.75	10.75	6.91	8.69	8.97	10.50	8.72	11.47	0.70	0.53	14R0907	6
PJU12106CCHF	PJU12106CCH	8.75	12.70	8.82	10.64	10.88	12.50	10.72	13.47	0.68	0.44	14R1109	6
PJU14126CCHF	PJU14126CCH	10.75	14.70	10.82	12.64	12.88	14.50	12.72	15.37	0.70	0.46	14R1311	8
PJU16148CCHF	PJU16148CCH	12.75	16.91	11.47	13.50	14.88	16.50	14.72	17.50	0.70	0.40	14R1513	11
-	-	12.75	19.16	13.72	15.75	17.13	18.75	16.97	19.89	0.70	0.45	P1868	12
-	-	12.75	20.53	13.16	17.13	16.56	20.50	16.72	21.28	0.70	0.50	P2068	17

Data subject to change without notice