


Solid State Relays PCB, 1-Phase DCS Type RP1D



- DC Solid State Relay for PCB mounting
- Rated operational current: Up to 8 ADC
- Rated operational voltage: Up to 350 VDC
- Surface mount technology
- Flexible encapsulation for extended life
- Control voltage: 4.25 to 32 VDC
- Isolation (Input - Output): 4000 VACrms

Product Description

The DC switching relay for PCB mounting is used in applications where there is a need for fast switching of small DC loads with a high input/output insulation of

more than 4000 VACrms. The DC switching relay always switches on and off in accordance with the applied control voltage.

Ordering Key

RP 1 D 060 D 8

Solid State Relay (PCB) _____
 Number of poles _____
 Switching mode _____
 Rated operational voltage _____
 Control voltage _____
 Rated operational current _____

Type Selection

Switching mode	Rated operational voltage	Control voltage	Rated operational current
D: DC switching	060: 60 VDC 350: 350 VDC	D: 4.25 to 32 VDC	1: 1 ADC 4: 4 ADC 8: 8 ADC

Selection Guide

Rated operational voltage	Control voltage	Rated operational current		
		1 ADC	4 ADC	8ADC
60 VDC	4.25 to 32 VDC		RP1D060D4*	RP1D060D8*
350 VDC	4.25 to 32 VDC	RP1D350D1**		

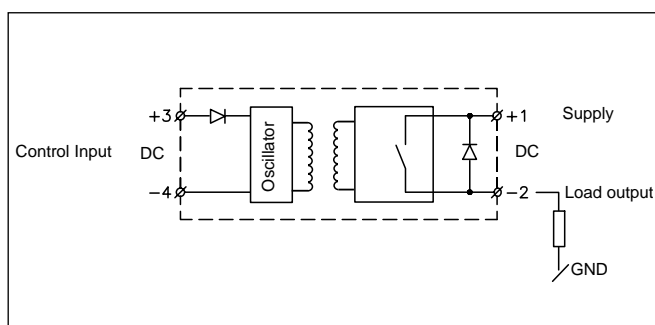
* add suffix 'M1' to part no. for DIN rail mountable module, example: RP1D060D4M1

** add suffix 'M2' to part no. for DIN rail mountable module, example: RP1D350D1M2

General Specifications

	RP1D060...	RP1D350...
Operational voltage range	1 to 60 VDC	1 to 350 VDC
Off-state blocking voltage	60 VDC	350 VDC
CE-marking	Yes	Yes
Approvals	UL, cUL	UL, cUL

Wiring Diagram



Housing Specifications

Weight	Approx. 20 g
Housing material	PBT, grey
Terminals	Copper alloy, tin-plated
Potting compound	Flame-retardant flexible silicone rubber

Thermal Specifications

Operating temperature	-20° to +80°C (-4° to +176°F)
Storage temperature	-40° to +100°C (-40° to +212°F)

Output Specifications

	RP1D350D1	RP1D060D4	RP1D060D8
Rated operational current @ Ta=40°C	DC1 1 ADC DC5 1 ADC DC13 1 ADC	4 ADC 4 ADC 4 ADC	8 ADC 8 ADC 8 ADC
Minimum operational current	1 mADC	1 mADC	1 mADC
Rep. overload current t=1 s	20 ADC	15 ADC	60 ADC
Off-state leakage current @ rated voltage	< 0.01 mADC	< 0.01 mADC	< 0.01 mADC
On-state voltage drop @ rated current	< 0.5 VDC	< 0.5 VDC	< 1.0 VDC

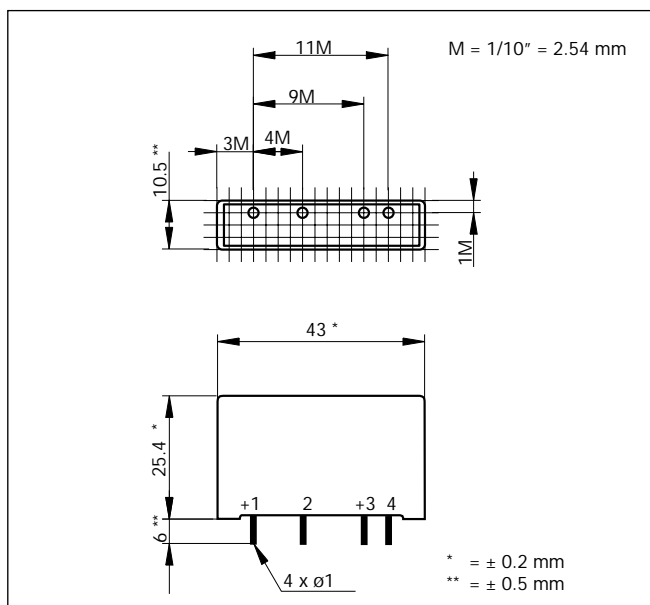
Input Specifications

Control voltage range	4.25 to 32 VDC
Pick-up voltage @ Ta=25°C	3.3 VDC
Drop-out voltage	1 VDC
Reverse voltage	32 VDC
Switching frequency	< 100 Hz
Response time pick-up @ Vin ≥ 5 VDC	< 100 µs
Response time drop-out @ Vin ≤ 24 VDC max.	< 250 µs
Input current	15mA

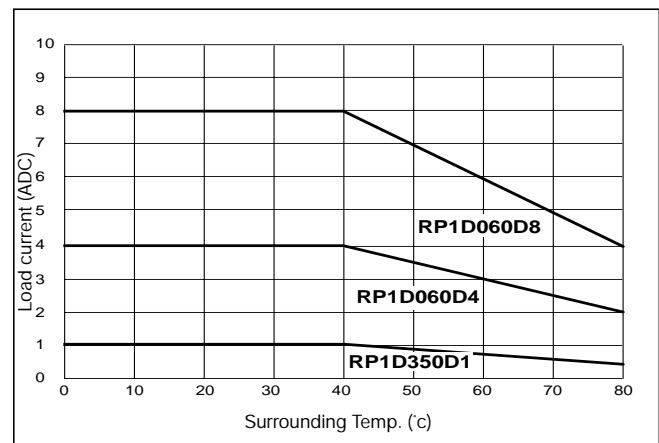
Isolation Input - Output

Rated isolation voltage	> 4000 VACrms
-------------------------	---------------


Dimensions



Derating Curve



Accessories



M1 Din-rail adaptor (photo)

Fuses

For further information refer to "General Accessories".