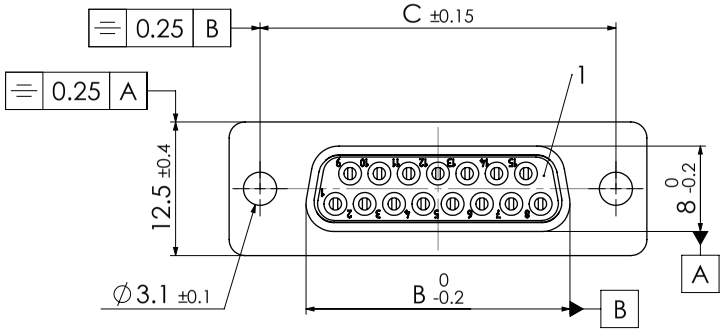

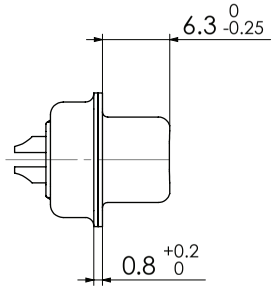

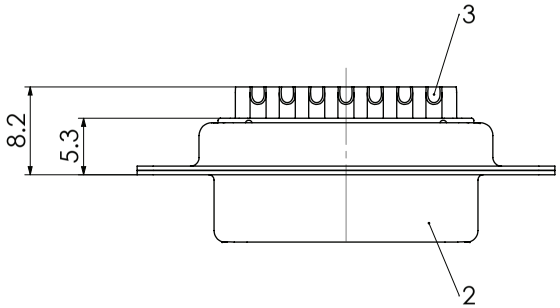

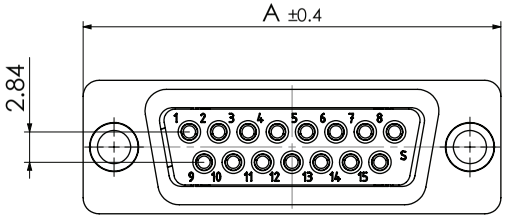

Fxx*1)S0Gy*2)

e.g. F09S0G1

*1) xx No. of contacts 09, 15, 25 or 37
*2) y for performance classes 1, 2 or 3
(contact cycle for G1/G2/G3 = 500/200/50)

xx	A [mm]	B [mm]	C [mm]
09	30.8	16.4	25
15	39.1	24.7	33.3
25	53	38.5	47.04
37	69.3	54.9	63.5

RoHS compliant

No.	St.	Part	Type Description/Material	Surface plating/Colour/Class
3	xx	Signal contact	S0 / Brass	AWG 20 / G1/G2/G3
2	1	Shell	Steel	tin plated
1	1	Insulator	PBT (-55°C - +125°C)	white

Measurement without tolerance o.cc. to ISO 2768-m

SCALE 2:1

TITLE D-Sub Miniature Connector

NAME / DATE
DRAWN Denzinger 08-10-2002
CHECKED floßmann 08-10-2002

FCT a molex company

DWG.NO. FxxS0Gy

REV. 1

REV.	DATE	CH.-NO.	ORIGINAL: DIN A3-DRAWING AS A FILE	REPLACEMENT FOR: FxxS0Gy a	PAGES 1
1					

COMMENT:
ALL RIGHTS ARE RESERVED BY US FOR THIS DRAWING, WITHOUT OUR PRIOR CONSENT,
IT MAY NEITHER BE DUBLICATED NOR MADE AVAILABLE TO A THIRD PARTY,
AND IT ALSO MAY NOT BE IMPROPERLY USED BY TE RECEIVER, OR A THIRD PARTY.