

Performance EMI Filter



- | Rated currents from 1 to 10 A
- | Compact housing
- | Optional overvoltage protection (Z type)

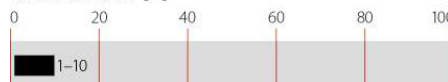


Performance indicators

Attenuation performance



Rated current [A]



Approvals



Features and benefits

- | FN 332 filters are designed for easy and fast chassis mounting
- | FN 332 filters are also available with integrated surge pulse protection to safeguard sensitive electrical equipment
- | All FN 332 single-phase filters provide a good attenuation performance, based on chokes with high saturation resistance and excellent thermal behavior
- | Chokes with high saturation resistance and high inductivity
- | Surge pulse protection
- | Custom-specific versions on request

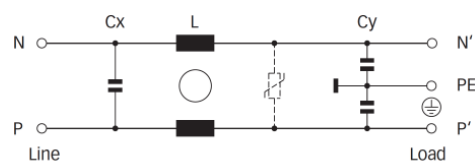
Technical specifications

Maximum continuous operating voltage	250 VAC, 50/60 Hz
Operating frequency	dc to 400 Hz
Rated currents	1 to 10 A @ 40 °C max.
High potential test voltage	P → PE 2000 VAC for 2 sec P → N 250 VAC for 2 sec (Z types) P → N 760 VAC for 2 sec
Temperature range (operation and storage)	-25 °C to +100 °C (25/100/21)
Flammability corresponding to	UL 94 V-2 or better
Design corresponding to	UL 1283, CSA 22.2 No. 8 1986, IEC/EN 60939
Surge pulse protection (optional)	2 kV, IEC 61000-4-5
MTBF @ 40°C/230V (Mil-HB-217F)	710,000 hours


Typical applications

- | Electrical and electronic equipment
- | Consumer goods
- | Household equipment
- | Power supplies
- | Office automation equipment
- | Datacom equipment
- | Industrial equipment auxiliary supply

Typical electrical schematic



Filter selection table

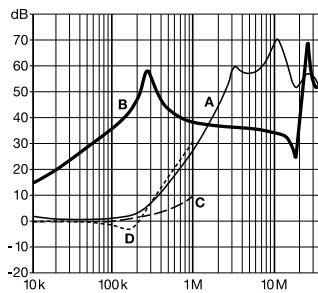
Filter	Rated current @ 40 °C (25 °C)	Leakage current* @ 230 VAC/50 Hz	Inductance L	Capacitance		Surge current	Energy absorption	Input/Output connections	Weight
	[A]	[μA]	[mH]	Cx [nF]	Cy [nF]	[A]	[J]		[g]
FN 332-1-05	1 (1.2)	340	10	15	2.2			-05	65
FN 332-3-05	3 (3.6)	340	2	15	2.2			-05	65
FN 332-6-05	6 (7.3)	340	0.8	15	2.2			-05	65
FN 332-10 A-05	10 (12)	340	0.5	15	2.2			-05	70
FN 332Z-1-05	1 (1.2)	340	10	15	2.2	1200	26	-05	65
FN 332Z-3-05	3 (3.6)	340	2	15	2.2	1200	26	-05	65
FN 332Z-6-05	6 (7.3)	340	0.8	15	2.2	1200	26	-05	65
FN 332Z-10-05	10 (12)	340	0.5	15	2.2	1200	26	-05	70

* Maximum leakage under normal operating conditions. Note: if the neutral line is interrupted, worst case leakage could reach twice this level.

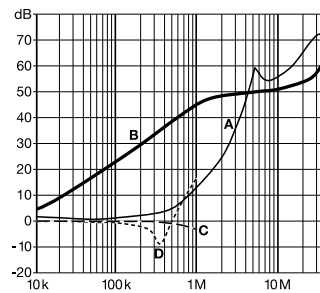
Typical filter attenuation

Per CISPR 17; A = 50 Ω/50 Ω sym; B = 50 Ω/50 Ω asym; C = 0.1 Ω/100 Ω sym; D = 100 Ω/0.1 Ω sym

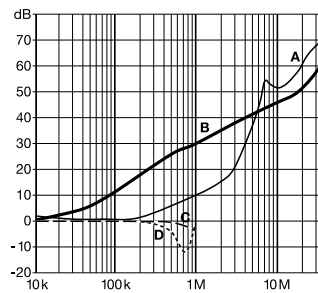
1 A types



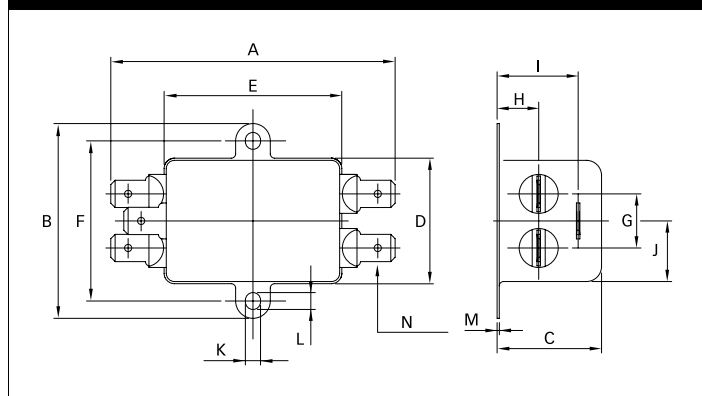
3 and 6 A types



10 A types



Mechanical data

FN 332


Dimensions

	1 to 10 A types	Tolerances
A	65.6	±0.5
B	45	±0.5
C	24.8	±0.5
D	28	±0.5
E	40	±0.5
F	37	±0.4
G	12.5	±0.2
H	9.6	±0.2
I	18.7	±0.5
J	14	±0.5
K	3.5	
L	3.9	
M	0.5	
N	6.3 x 0.8	

All dimensions in mm; 1 inch = 25.4 mm
 Tolerances according: ISO 2768-m / EN 22768-m

Please visit www.schaffner.com to find more details on filter connectors