THIS DRAWING IS UNPUBLISHED. RELEASED FOR PUBLICATION -.- .
© COPYRIGHT - BY TYCO ELECTRONICS CORPORATION. ALL RIGHTS RESERVED.

LOC	DIST
CM	00

REVISIONS

P	LTR	DESCRIPTION	DATE	DWN	APVD
	G	ECO-07-012868	14JUN07	KW	DB

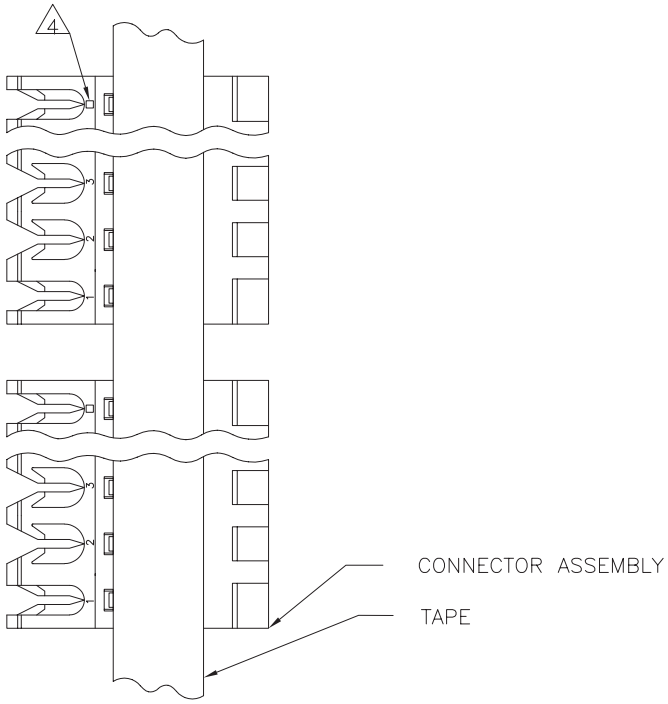

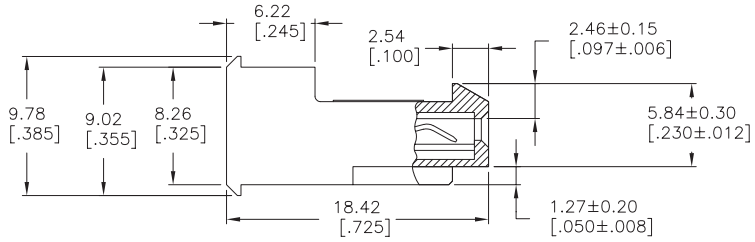

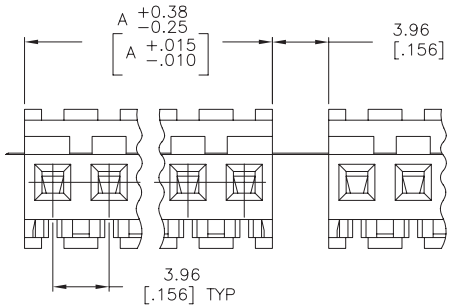

DIM A	NO OF CIRCUITS	PART NO
95.10 [3.744]	24	5-641301-4
91.14 [3.588]	23	5-641301-3
87.17 [3.432]	22	5-641301-2
83.21 [3.276]	21	5-641301-1
79.25 [3.120]	20	5-641301-0
75.29 [2.964]	19	4-641301-9
71.32 [2.808]	18	4-641301-8
67.36 [2.652]	17	4-641301-7
63.40 [2.496]	16	4-641301-6
59.44 [2.340]	15	4-641301-5
55.47 [2.184]	14	4-641301-4
51.51 [2.028]	13	4-641301-3
47.55 [1.872]	12	4-641301-2
43.59 [1.716]	11	4-641301-1
39.62 [1.560]	10	4-641301-0
35.66 [1.404]	9	3-641301-9
31.70 [1.248]	8	3-641301-8
27.74 [1.092]	7	3-641301-7
23.77 [.936]	6	3-641301-6
19.81 [.780]	5	3-641301-5
15.85 [.624]	4	3-641301-4
11.89 [.468]	3	3-641301-3
7.92 [.312]	2	3-641301-2
95.10 [3.744]	24	2-641301-4
91.14 [3.588]	23	2-641301-3
87.17 [3.432]	22	2-641301-2
83.21 [3.276]	21	2-641301-1
79.25 [3.120]	20	2-641301-0
75.29 [2.964]	19	1-641301-9
71.32 [2.808]	18	1-641301-8
67.36 [2.652]	17	1-641301-7
63.40 [2.496]	16	1-641301-6
59.44 [2.340]	15	1-641301-5
55.47 [2.184]	14	1-641301-4
51.51 [2.028]	13	1-641301-3
47.55 [1.872]	12	1-641301-2
43.59 [1.716]	11	1-641301-1
39.62 [1.560]	10	1-641301-0
35.66 [1.404]	9	641301-9
31.70 [1.248]	8	641301-8
27.74 [1.092]	7	641301-7
23.77 [.936]	6	641301-6
19.81 [.780]	5	641301-5
15.85 [.624]	4	641301-4
11.89 [.468]	3	641301-3
7.92 [.312]	2	641301-2

641301

1. MATERIAL: CONNECTOR – NYLON UL94V-2 (BLUE)
   CONTACTS – 0.30[.012] THICK COPPER ALLOY
   BRIGHT TIN-LEAD 0.00203[.000080] MIN THICK
   FOR CONTACTS 641301-2 THRU 2-641301-4
   MATTE WHISKER MITIGATED TIN 0.00203[.000080]
   MIN THICKNESS OVER NICKEL UNDERPLATE FOR
   3-641301-2 THRU 5-641301-4.
2. CONTACTS ACCEPT 26 AWG WIRE WITH 2.41[.095] MAX INSULATION DIAMETER.
3. CONTACTS MUST ACCEPT 1.14±0.03 [.045±.001] SQUARE POST AND REMAIN LOCKED IN POSITION.
4. IDENTIFICATION NUMBER FOR LAST CIRCUIT MAY NOT APPEAR ON ALL ASSEMBLIES.
5. DIMENSIONS IN BRACKETS ARE IN INCHES.
6. HOUSING FEATURES ARE: FEED-THRU WITH LOCKING RAMP.

METRIC

THIS DRAWING IS A CONTROLLED DOCUMENT.

DIMENSIONS: mm [INCHES]

TOLERANCES UNLESS OTHERWISE SPECIFIED:
0 PLC ± –
1 PLC ± –
2 PLC ± –
3 PLC ± 0.13 [.005]
4 PLC ± –
ANGLES ± –

MATERIAL 1
FINISH 1

DWN B. LEWIS 01 MAY 96
CHK R. SWING 01 MAY 96
APVD D. CLARK 01 MAY 96
PRODUCT SPEC 108-1051
APPLICATION SPEC 114-1020
WEIGHT –

Tyco Electronics
Tyco Electronics Corporation
Harrisburg, Pa 17105-3608

NAME MTA-156 CONNECTOR ASSEMBLY, 26 AWG, STANDARD TAPE MOUNTED

SIZE A2 | CAGE CODE 00779 | DRAWING NO C-641301 | RESTRICTED TO –

CUSTOMER DRAWING | SCALE 1:1 | SHEET 1 OF 1 | REV G

AMP 1471-9 REV 31MAR2000