

SERIES 97

Half-Pitch

FEATURES

- Half the Size of Standard DIP Switches
- Available in 2, 4, 6, 8, and 10 Positions
- Low Profile
- Less Mass for Easy Vacuum Pick & Place

APPLICATIONS

Used in any DIP application where space is at a premium such as notebook computers, hand-held radios, industrial control products, CD-ROM drives, cellular base stations and coin changers.



Fig. 1 Series 97C DIMENSIONS In inches (and millimeters)

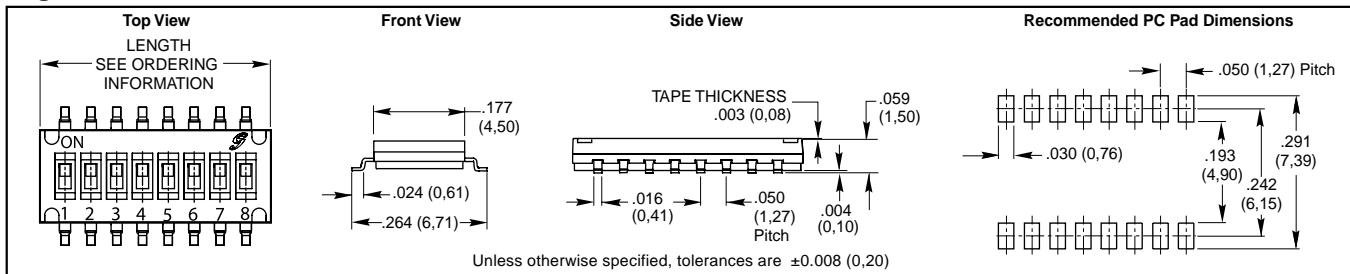
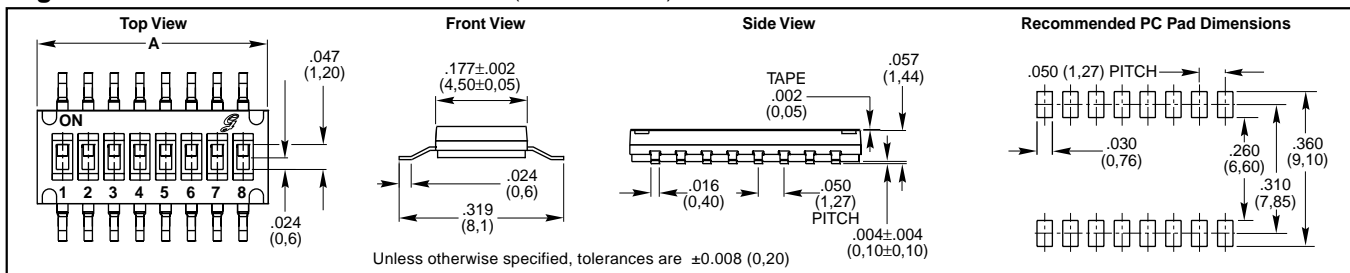


Fig. 2 Series 97R DIMENSIONS In inches (and millimeters)



SPECIFICATIONS

Electrical Ratings

Contact Rating: 25 mA at 24 Vdc switching; 100 mA at 50 Vdc non-switching
Contact Resistance: 100mΩ max, initial
Insulation Resistance: 100 MΩ min at 100 Vdc
Dielectric Strength: 300 Vac 60 sec
Switch Capacitance: 5pF maximum
Contact Arrangement: SPST

Mechanical Ratings

Life: 1,000 cycles minimum
Operation Force: 500 gF
Mechanical Shock: MIL-STD-202F, Method, 213B, Test Condition A. Gravity: 50G's (peak value), 11 m/sec. Direction and times: 6 sides and 3 times in each direction.
Vibration: MIL-STD-202F, Method 201A. Passed 6 hours (2 hours in each) of three

perpendicular planes at a cycle of 10-55-10Hz/ 1 minute.

Operating Temperature Range: -40 to 85°C

Storage Temperature Range: -40 to 85°C

Materials

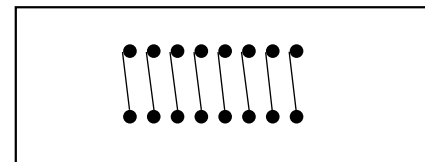
Base and Cover: UL94V-0 Nylon, black
Actuators: UL94V-0 Nylon thermoplastic, white
Base Contacts: Alloy copper with gold-plating over nickel
Terminals: Brass with gold-plating
Tape Seal: Kapton

Soldering Information

Vapor phase and IR-reflow soldering can be applied. With stands 240°C peak temperature.

All DIP switches are shipped in the "ON" position.

CIRCUITRY



Cleaning: Tape sealed versions are capable of withstanding spray wash processes using alcoholic solvents only, water or other solvents are not recommended. Care should be taken to avoid flux from the circuit board adhering to the switch body. The switch should be allowed to cool for at least 3 minutes between the end of the solder process and the beginning of the wash process. The solvent stage of the cleaning process is not to exceed 1 minute and the whole wash process is not to exceed 3 minutes. Ultrasonic cleaning is not recommended.

Packaging Information

Tube: 130 pcs/tube (2 positions), 75 pcs/tube (4 positions), 54 pcs/tube (6 positions), 40 pcs/tube (8 positions), 33 pcs/tube (10 positions).
Tape and Reel: 97C: 4,000 pcs/reel (all positions). 97R: 2500 pcs/reel (all positions).

ORDERING INFORMATION

	Series: 97C see fig. 1, 97R see fig. 2
	Positions: 02 = .148 (3,76), 04 = .248 (6,30), 06 = .348 (8,84), 08 = .448 (11,38), 10 = .548 (13,92)
	Packaging: Blank = Tube, R = Tape and Reel (see pkg note)
	Seal: Blank = Unsealed, S = Top Tape Seal