THIS DRAWING IS UNPUBLISHED. RELEASED FOR PUBLICATION 20
© COPYRIGHT 20 BY TYCO ELECTRONICS CORPORATION. ALL INTERNATIONAL RIGHTS RESERVED.

LOC	DIST
-	-

REVISIONS

P	LTR	DESCRIPTION	DATE	DWN	APVD
	A	INITIAL RELEASE	7JAN2013	D.S	A.C
	B	PER ECR-13-008109	20MAY2013	D.S	M.Y

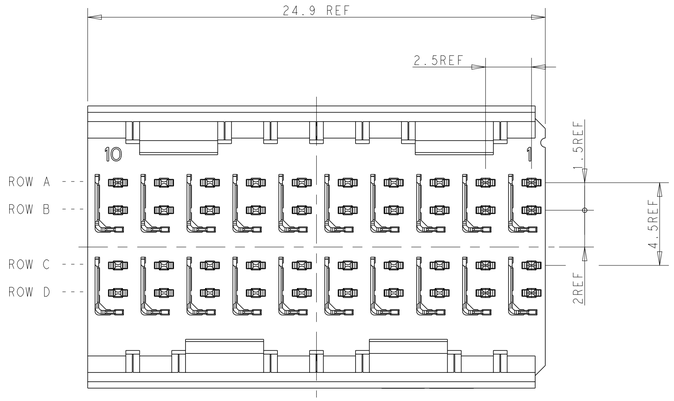

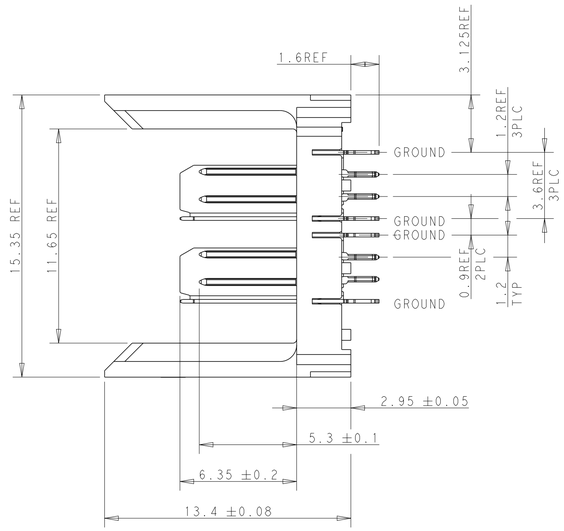

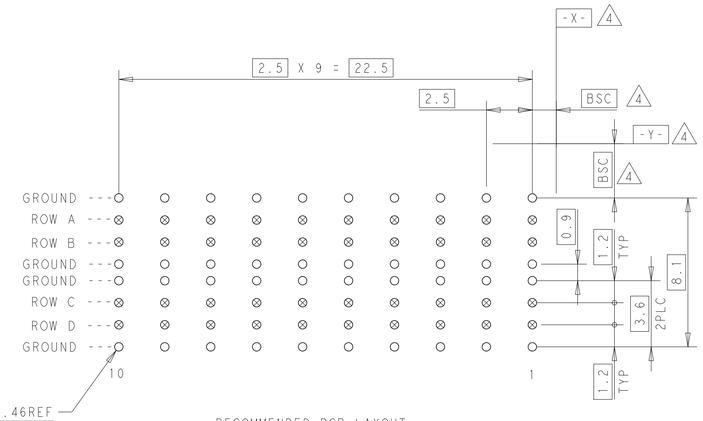

6 Ø0.46REF
⊕ Ø0.05Ⓢ X Y
ALL PLATED HOLES.

RECOMMENDED PCB LAYOUT
==========
VIEW FROM COMPONENT SIDE
SCALE 6:1

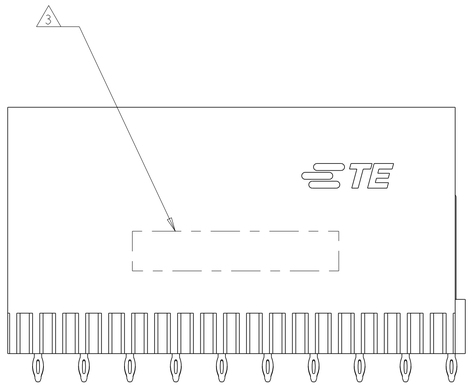

1. MATERIAL:
   CONTACT AND SHIELD: PHOSPHOR BRONZE
   HOUSING: THERMALPLASTIC,UL 94V-0
2. FINISH: SIGNAL AND GROUND CONTACTS:
   MATING AREA: MEETS THE PERFORMANCE REQUIREMENTS OF PRODUCT SPECIFICATION 108-2055-1; BASED ON TELCORDIA GR-1217-CORE, APPLICATIONS IN UNCONTROLLED ENVIRONMENTS
   COMPLIANT PIN AREA: 0.5 um MIN MATTE TIN OVER BASE PLATING
3. CONNECTOR MARKED WITH PART NUMBER AND DATE CODE
4. DATUMS AND BASIC DIMENSIONS ESTABLISHED BY CUSTOMER
5. CONTACT AREA LUBRICATED WITH BELLCORE APPROVED LUBRICANT. TECHNICAL REFERANCE: GR-1217-CORE, ISSUE 1, NOVEMBER 1995.
6. RECOMMENDED THRU HOLE DIAMETER AND PLATING THICKNESSES PLEASE REFER TO APPLICATION SPEC 114-13059

2170328-1
PART NO.

THIS DRAWING IS A CONTROLLED DOCUMENT FOR TYCO ELECTRONICS CORPORATION. IT IS SUBJECT TO CHANGE AND THE CONTROLLING ENGINEERING ORGANIZATION SHOULD BE CONTACTED FOR THE LATEST REVISION.

DIMENSIONS: mm

TOLERANCES UNLESS OTHERWISE SPECIFIED:
~~0 PLC ±~~
~~1 PLC ±~~
~~2 PLC ±~~ ±0.20
~~3 PLC ±~~
~~4 PLC ±~~
~~ANGLES ±~~

MATERIAL - 1
FINISH - 2

DWN	DAVID SHEN	29APR2012
CHK	SANDERS YAN	29APR2012
APVD	ALEX CAI	29APR2012
PRODUCT SPEC	108-2055-1	
APPLICATION SPEC	114-13059	
WEIGHT	-	

TE CONNECTIVITY

NAME: ASSEMLBY DRAWING
2 PAIR,10 COLUMN,VERTICAL
HM ZD+,HEADER

SIZE	CAGE CODE	DRAWING NO	RESTRICTED TO
A1		C-2170328	-

CUSTOMER DRAWING | SCALE 1:1 | SHEET 1 OF 1 | REV B

4805 (2/09)