



Micro Commercial Components



Micro Commercial Components
20736 Marilla Street Chatsworth
CA 91311
Phone: (818) 701-4933
Fax: (818) 701-4939

MLESD24B-0603

Multilayer Polymer ESD Suppressor

Features

- ESD protection for high speed data lines to IEC61000-4-2 ESD contact discharge 8KV, max 15KV
IEC61000-4-2 ESD air discharge 15KV, max 25KV
- Multilayer structure
- Surface mount
- Extremely low capacitance
- Very low leakage current
- Fast response time
- Bi-directional ESD protection
- Lead free solder termination
- The best ESD protection for high frequency, low voltage applications

Application

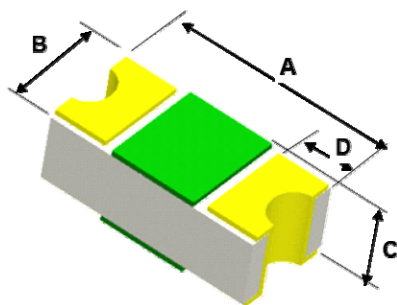
- High Definition Multi-Media Interface (HDMI)
- Digital Visual Interface (DVI)
- Display Port Interface
- Unified Display Interface (UDI)
- MDDI Ports
- Gigabit Ethernet
- USB2.0 and IEEE1394 interface

* Caution: This component is designed for signal line protection only, not intended to be used under bias, not for application with a power line.

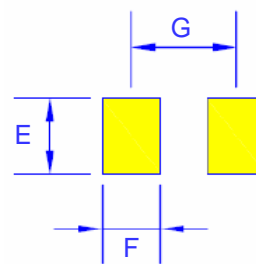
Environmental Specifications

- Operation temperature: -40~90°C
- Moisture Resistance, Steady state: MIL-STD-833, Method 1004.7, 85% RH, 85°C, 1000hrs
- Thermal Shock: MIL-STD-202, Method 107G, -55°C to 150°C, 30 min cycle, 10 cycles.
- Vibration: MIL-STD-202F, Method 201A, (10 to 55 to 10HZ, 1 min. cycle, 2hrs each in X-Y-Z)
- Chemical Resistance: ASTM D-543, 4hrs @40°C, 3 solutions (H₂O, detergent solution, deluxer)
- Solder leach resistance and terminal adhesion: Per EIA-576 test

0603



Suggested Solder
Pad Layout



DIMENSIONS					
DIM	INCHES		MM		NOTE
	MIN	MAX	MIN	MAX	
A	.057	.069	1.45	1.75	
B	.027	.038	0.70	0.95	
C	.011	.019	0.27	0.47	
D	.008	.020	0.20	0.50	
E	.035	.040	0.90	1.00	
F	.023	.028	0.60	0.70	
G	.051	.056	1.30	1.40	

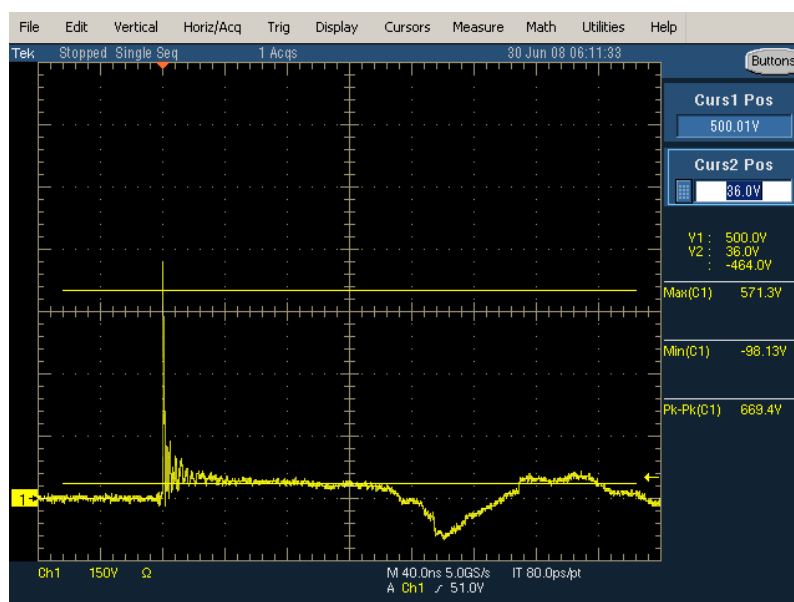
Electrical Characteristics

Electrical Characteristics						
Parameter	Symbol	Conditions	Min	Typ	Max	Units
Continuous operating voltage	V_{DC}	---	---	---	24	V
Trigger voltage	V_T	IEC61000-4-2 8KV contact discharge	---	500	---	V
Clamping voltage	V_C	EC61000-4-2 8KV contact discharge	---	36	---	V
Leakage current	I_L	24V V_{DC}	---	0.20	10	nA
Capacitance	C_P	VR = 0V, f = 1MHz	---	0.15	0.3	pF
Operating Temperature	---	---	-40	---	90	°C
Storage Temperature	---	---	-55	---	150	°C
ESD pulse withstand	Pulses	EC61000-4-2 8KV contact discharge	2000	---	---	---

Notes:

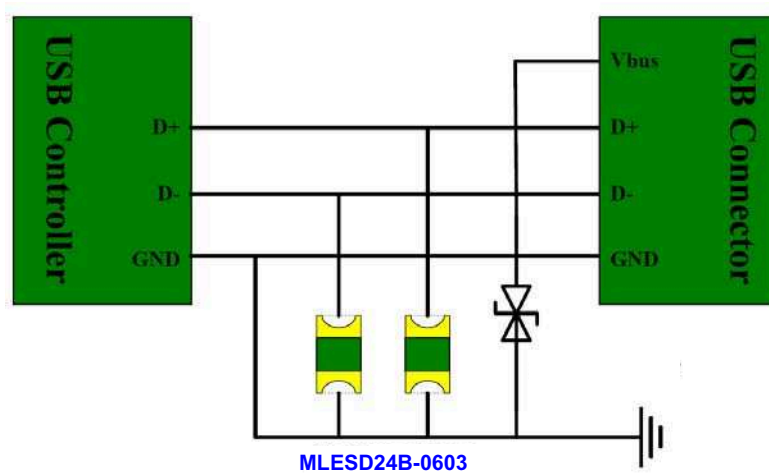
1, Trigger and clamping voltage measure per IEC 61000-4-2, 8KV direct discharge method

Typical MLESD clamping for +8KV pulse per IEC61000-4-2



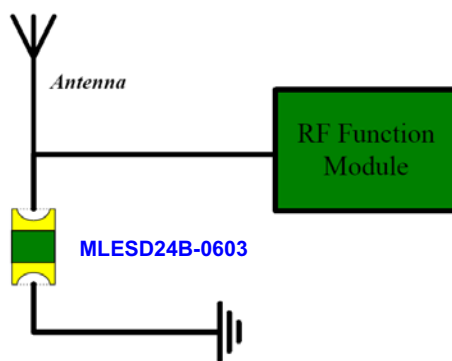
Design Recommendations for USB2.0

For USB2.0 port



Design Recommendations for Antenna

For antenna line



Ordering Information

Device	Packing
(Part Number)-TP	Tape&Reel;5Kpcs/Reel

IMPORTANT NOTICE

Micro Commercial Components Corp. reserves the right to make changes without further notice to any product herein to make corrections, modifications , enhancements , improvements , or other changes . **Micro Commercial Components Corp .** does not assume any liability arising out of the application or use of any product described herein; neither does it convey any license under its patent rights ,nor the rights of others . The user of products in such applications shall assume all risks of such use and will agree to hold **Micro Commercial Components Corp .** and all the companies whose products are represented on our website, harmless against all damages.

LIFE SUPPORT

MCC's products are not authorized for use as critical components in life support devices or systems without the express written approval of Micro Commercial Components Corporation.

CUSTOMER AWARENESS

Counterfeiting of semiconductor parts is a growing problem in the industry. Micro Commercial Components (MCC) is taking strong measures to protect ourselves and our customers from the proliferation of counterfeit parts. MCC strongly encourages customers to purchase MCC parts either directly from MCC or from Authorized MCC Distributors who are listed by country on our web page cited below. Products customers buy either from MCC directly or from Authorized MCC Distributors are genuine parts, have full traceability, meet MCC's quality standards for handling and storage. **MCC will not provide any warranty coverage or other assistance for parts bought from Unauthorized Sources.** MCC is committed to combat this global problem and encourage our customers to do their part in stopping this practice by buying direct or from authorized distributors.