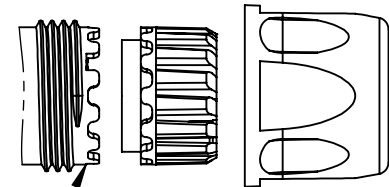
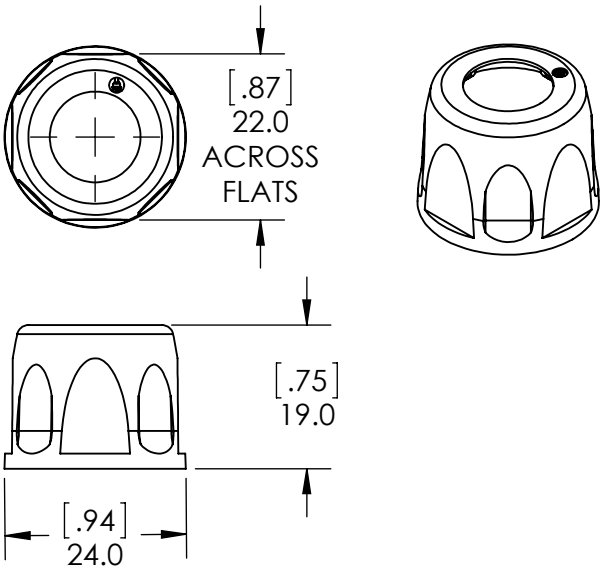


THE INFORMATION CONTAINED IN THIS DRAWING IS THE SOLE PROPERTY OF ANDERSON POWER PRODUCTS. ANY REPRODUCTION IN PART OR WHOLE WITHOUT THE WRITTEN PERMISSION OF ANDERSON POWER PRODUCTS IS PROHIBITED.

Copyright 2012

ANDERSON POWER PRODUCTS RESERVES THE RIGHT TO ALTER PRODUCT TYPES, THEIR TECHNICAL DATA, DIMENSION, STYLE AND ACCESSORIES WITHOUT PRIOR NOTIFICATION.

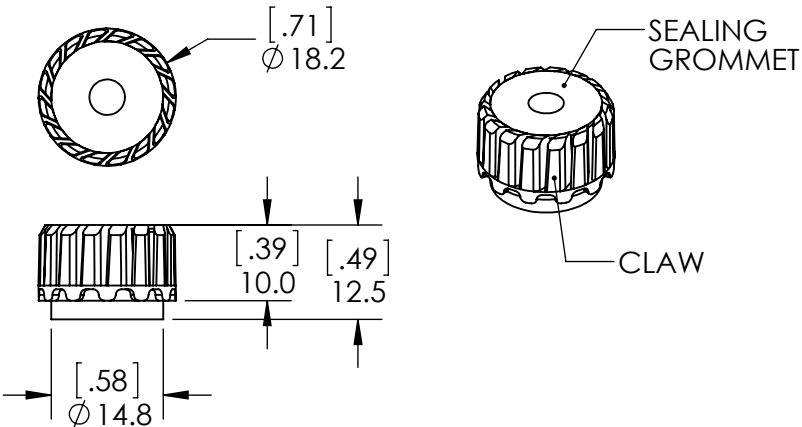
SEAL NUT



PLUG OR IN-LINE
RECEPTACLE SHELL
NOT INCLUDED

WIRE SEAL ASSEMBLY

SEE SHEET 2 FOR WIRE SEAL OPTIONS



NOTES:

- MATERIALS:
A. SEAL NUT - PC, UL94 V-0, BLACK
B. CLAW - PC, UL94 V-0 BLACK
C. SEALING GROMMET - EPDM RUBBER, BLACK
- SEALING GLAND KITS INCLUDE ONE EACH SEAL NUT AND WIRE SEAL ASSEMBLY
- REFER TO ASSEMBLY INSTRUCTIONS 1S6590 FOR PLUG AND 1S6589 FOR IN-LINE RECEPTACLE ASSEMBLY
- FOR USE WITH 3-POSITION MINI PL SPEC PAK® SK1-019M03 AND SK6-019M03 ONLY

DIMENSIONS ARE IN:		MM [INCH]		APPROVALS		ANDERSON POWER PRODUCTS	
UNLESS OTHERWISE STATED		TOLERANCES:		DRAWN	2/12/2013	TITLE	
DECIMALS (INCH)		DECIMALS (MM)		CHECKED	3/8/2013	3-POSITION MINI PL SPEC PAK® SEALING GLAND	
.XX ± .02		.X ± .5		CMS	3/8/2013		
SURFACE FINISH:		MFG APPRV		CHB	3/8/2013		
MACHINED 3.2μ [128μin]		QC APPRV		UFN	3/8/2013		
MOLDED 1.6μ [64μin]		ENG APPRV		BD	3/8/2013	SIZE A	DWG NO. 115225S1
MATERIAL: SEE NOTES		FINISH:		-CAD GENERATED DRAWING- DO NOT MANUALLY UPDATE DO NOT SCALE		SCALE NONE	CADFILE 03871
3rd ANGLE PROJECTION						SHEET 1 OF 2	

REV.	DESCRIPTION	APPRV	DATE
REVISIONS			

8

7

6

5

4

3

2

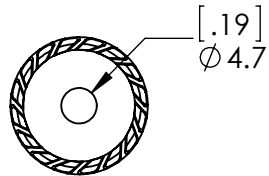
1

THE INFORMATION CONTAINED IN THIS DRAWING IS THE SOLE PROPERTY OF ANDERSON POWER PRODUCTS. ANY REPRODUCTION IN PART OR WHOLE WITHOUT THE WRITTEN PERMISSION OF ANDERSON POWER PRODUCTS IS PROHIBITED.

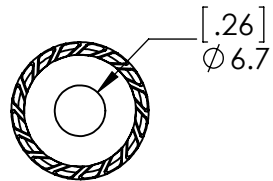
Copyright 2013

ANDERSON POWER PRODUCTS RESERVES THE RIGHT TO ALTER PRODUCT TYPES, THEIR TECHNICAL DATA, DIMENSION, STYLE AND ACCESSORIES WITHOUT PRIOR NOTIFICATION.

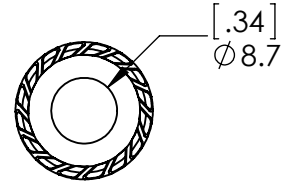
PS1T20-5X



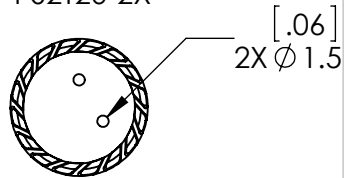
PS1T20-7X



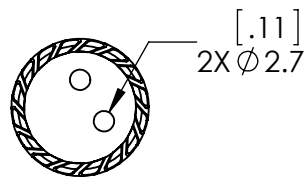
PS1T20-9X



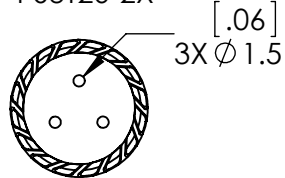
PS2T20-2X



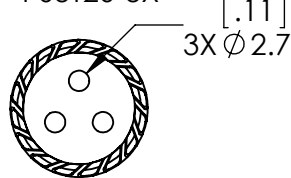
PS2T20-3X



PS3T20-2X



PS3T20-3X



GLAND P/N	SPEC PAK P/N CODE	WIRE SEALING RANGES			
		MM		INCHES	
		MIN	MAX	MIN	MAX
PS1T20-5X	PS01	3.0	4.5	0.12	0.18
PS1T20-7X	PS02	4.5	6.5	0.18	0.26
P21T20-9X	PS03	6.5	8.5	0.26	0.33
PS2T20-2X	PM21	0.75	1.5	0.03	0.06
PS2T20-3X	PM22	1.6	2.6	0.06	0.10
PS3T20-2X	PM31	0.75	1.5	0.03	0.06
PS3T20-3X	PM32	1.6	2.6	0.06	0.10

DIMENSIONS ARE IN: MM [INCH]

UNLESS OTHERWISE STATED

TOLERANCES:

DECIMALS (INCH) DECIMALS (MM) ANGLES
.XX ± .02 .X ± .5 ± 2°

SURFACE FINISH:

MACHINED 3.2μ [128μin] ✓

MOLDED 1.6μ [64μin] ✓

MATERIAL:

SEE NOTES

FINISH:



3rd ANGLE PROJECTION

APPROVALS

DRAWN NTS 2/12/2013

CHECKED CMS 3/8/2013

MFG APPRV CHB 3/8/2013

QC APPRV UFN 3/8/2013

ENG APPRV BD 3/8/2013

-CAD GENERATED DRAWING-
DO NOT MANUALLY UPDATE
DO NOT SCALE



TITLE

ANDERSON POWER PRODUCTS

3-POSITION MINI PL
SPEC PAK®
SEALING GLAND

SIZE A

SCALE NONE

DWG NO. 115225S1

CADFILE 03871

REV. 0

SHEET 2 OF 2

8

7

6

5

4

3

2

1

Mouser Electronics

Authorized Distributor

Click to View Pricing, Inventory, Delivery & Lifecycle Information:

[Anderson Power Products:](#)

[PS3T20-2X](#) [PS1T20-7X](#) [PS1T20-5X](#) [PS3T20-3X](#)