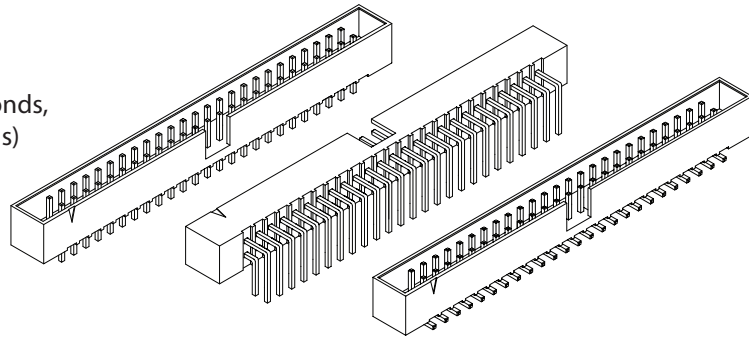




.079" [2.00 mm] Contact Centers, Shrouded (Box) Headers, Straight/Right Angle/SMT - SBH Series Mates with SFH21 series (See opposite page)

SPECIFICATIONS

- Centered Polarizing Notch
- Operating Temperature: -40°C to +105°C
- Processing Temperature: 230°C Max. for 60 seconds, (260°C Max. 10 seconds)
- UL Flammability Rating: 94V-0
- Contact Resistance: 20 milli Ohms Max.
- Current Rating: 2 Amps
- Dielectric Withstanding: 500 VAC
- Insulation Resistance: 5000 Megohms



PART NUMBER OPTIONS

SBH21 - N B P N - D 10 - ST - BK

SERIES
SBH21 = Box Header, .079" [2.00 mm] Contact Centers by .079" [2.00 mm] Row Spacing

INSULATOR MATERIAL
N = Nylon

CONTACT MATERIAL
B = Brass

CONTACT FINISH - RoHS Compliant
P = Gold Flash Overall

CONTACT CENTERS
N = .079" [2.00 mm]

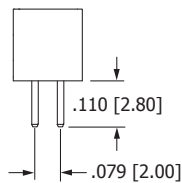
COLOR
BK = Black

TERMINATION TYPE
ST = Straight
RA = Right Angle
SM = Surface Mount

NUMBER OF CONTACT POSITIONS (Pins per Row)
03 thru 18, 20, 22, 25, 30, 32, 34

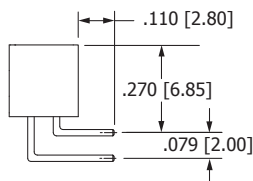
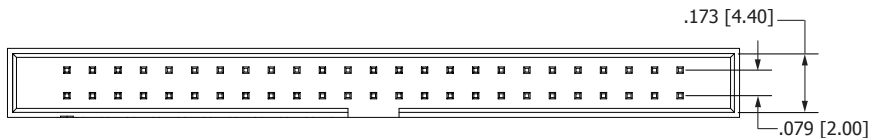
NUMBER OF ROWS
D = Dual Row

DIMENSIONS For complete drawings, go to www.sullinscorp.com or e-mail techsupport@sullinscorp.com Dimensions in [] are in millimeters, all others are in inches.



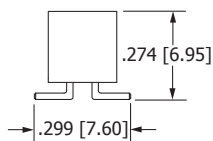
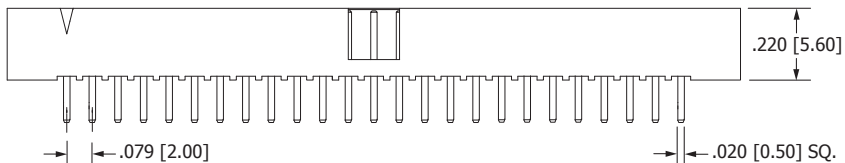
STRAIGHT (ST)

Example P/N: SBH21-NBPN-D20-ST-BK



RIGHT ANGLE (RA)

Example P/N: SBH21-NBPN-D20-RA-BK



SURFACE MOUNT (SM)

Example P/N: SBH21-NBPN-D20-SM-BK

