



FEATURES

- RoHS compliant
- High current, low DCR
- Surface mount
- Pick & place compatible
- J-STD-020D reflow
- Backward compatible with Sn/Pb soldering systems

DESCRIPTION

The 3700 series is a range of surface mount, flat-coil wound power inductors. They are ideally suited for use where high current and low loss is essential, such as in laptop computers and plasma screens.

3700 Series

Flat Coil SM Power Inductors

SELECTION GUIDE

Order Code	Inductance (100kHz, 0.1V _{AC})	DC Current ¹	Saturation Current ²	DC Resistance	Height
	±10%	Max.	Typ.	Max.	
	μH	A	A	mΩ	
37301C	0.30 ±20%	19.5	39	0.9	A
37501C	0.50 ±20%	19.5	30	1.0	A
37951C	0.95 ±20%	18.0	25	1.3	B
37112C	1.1	14.5	20	2.2	A
37142C	1.4	16.0	22	1.9	B
37222C	2.2	11.5	15	4.0	A
37242C	2.4	12.0	16.5	3.0	B
37302C	3.0	9.0	13	4.8	A
37392C	3.9	10.0	12	4.2	B

ABSOLUTE MAXIMUM RATINGS

Operating temperature range	-40°C to +130°C
Storage temperature range	-40°C to +150°C

SOLDERING INFORMATION³

Peak reflow temperature	245°C
Pin finish	Pure tin dip
Moisture sensitivity level	1

PACKAGING INFORMATION

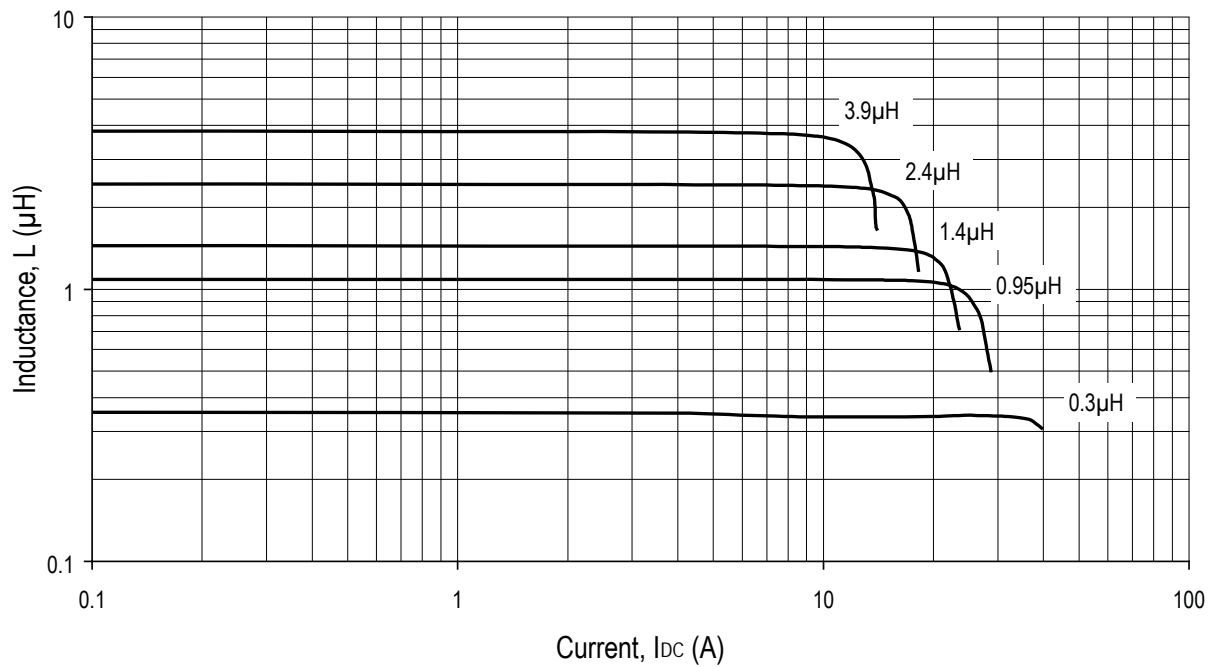
Tape & Reel	Height A	Height B
	700 per reel	550 per reel

All specifications typical at T_a=25°C

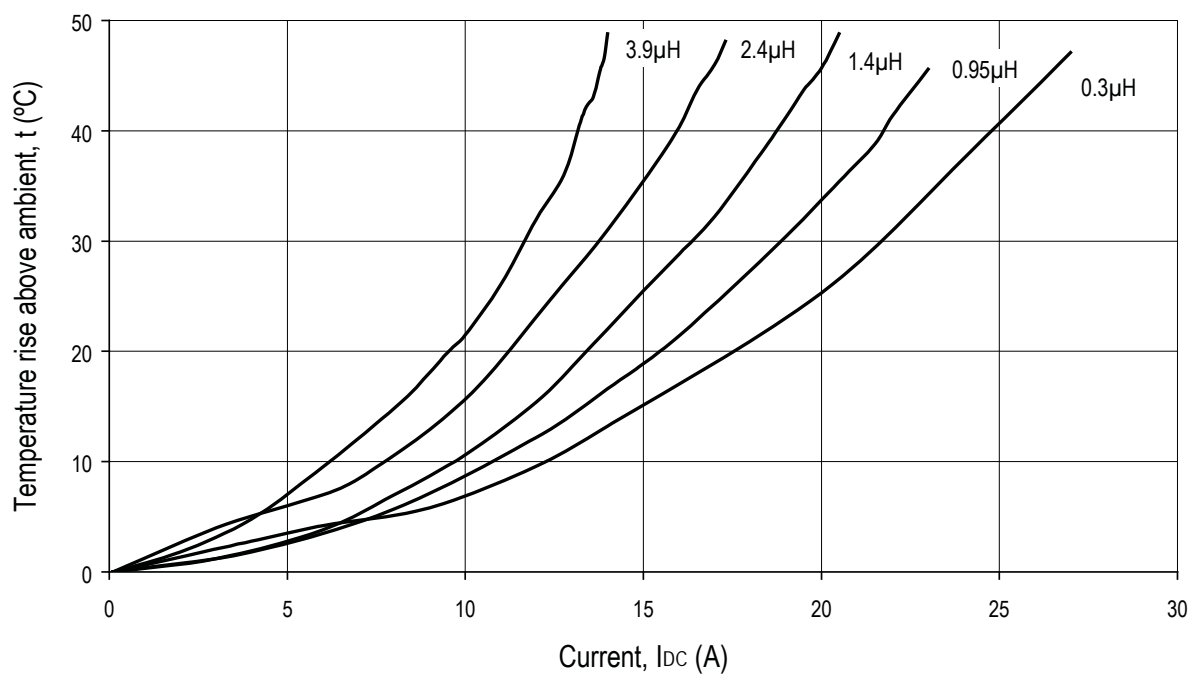
- 1 The maximum DC Current is the value at which the inductance falls to 80% of its zero current value, or when its temperature rise reaches 40°C, whichever is sooner.
- 2 Saturation current is the continuous current at 20°C ambient at which the inductance falls to 80% of its zero current value.
- 3 For further information, please visit www.murata-ps.com/rohs



INDUCTANCE Vs CURRENT

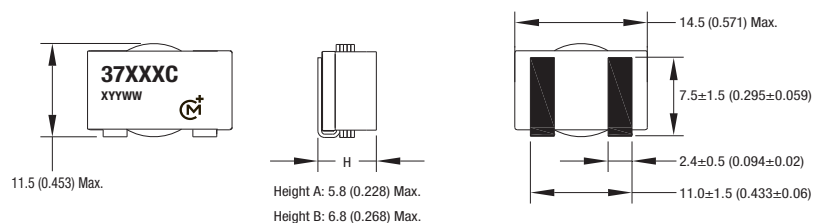


TEMPERATURE Vs CURRENT



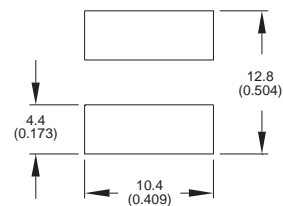
PACKAGE SPECIFICATIONS

MECHANICAL DIMENSIONS



All dimensions in mm (inches).
Package weight: 2.6g Typ. (Height A), 3.4g Typ. (Height B)

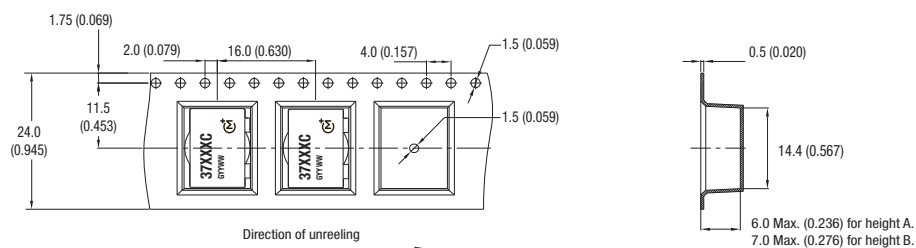
RECOMMENDED FOOTPRINT DETAILS



All dimensions in mm (inches).

TAPE & REEL SPECIFICATIONS

TAPE OUTLINE DIMENSIONS



All dimensions in mm (inches).

Murata Power Solutions, Inc.
11 Cabot Boulevard, Mansfield, MA 02048-1151 U.S.A.
ISO 9001 and 14001 REGISTERED

Murata Power Solutions, Inc. makes no representation that the use of its products in the circuits described herein, or the use of other technical information contained herein, will not infringe upon existing or future patent rights. The descriptions contained herein do not imply the granting of licenses to make, use, or sell equipment constructed in accordance therewith. Descriptions are subject to change without notice. © 2011 Murata Power Solutions, Inc.