THIS DRAWING IS UNPUBLISHED. RELEASED FOR PUBLICATION 2011
© COPYRIGHT 2011 ALL RIGHTS RESERVED.

LOC	DIST
F	00

REVISIONS

P	LTR	DESCRIPTION	DATE	DWN	APVD
	E	INCREASE IN THE LENGTH OF THE EXTERNAL WALL ABOVE THE LOCKING LATCH	01DEC2009	FJ	XR
	F	MODIFIED CPA TO DECREASE ACTIVATION AND DESACTIVATION FORCE	12JUL2010	FJ	XR
	G	ADDED NUMBER ASSY LINE ON THE PART	21NOV2011	FJ	XR
	H	UPDATED NOTE 5 WITH NEW PLANT CODE	15NOV2018	ASB	XR

SANS CPA *WITHOUT CPA*		AVEC CPA *WITH CPA*		COULEUR ET COTATION DU DETROMPAGE VALABLE POUR VERSION AVEC ET SANS CPA *COLOR AND QUOTATION OF THE KEYING DEVICE VALID FOR VERSION WITH AND WITHOUT CPA*	
REF TE *TE NO.*	INDICE DE REVISION *REVISION NUMBER*	REF TE *TE NO.*	INDICE DE REVISION *REVISION NUMBER*	COULEUR *COLOR*	TOLERANCE POUR DETROMPAGE: ±0.05 *KEYING TOLERANCE*
1801178-1	E	1-1801178-1	F	NOIR *BLACK*	100 — 5.65
1801178-2	E	1-1801178-2	F	BLEU *BLUE*	110 — 3.75
1801178-3	E	1-1801178-3	F	GRIS *GREY*	120 — 1.85
1801178-4	E	1-1801178-4	F	JAUNE *YELLOW*	130 — 0.15
1801178-5	E	1-1801178-5	F	VERT *GREEN*	140 — 1.95
1801178-6	E	1-1801178-6	F	MARRON *BROWN*	150 — 3.85
1801178-7	E	1-1801178-7	F	BLANC *WHITE*	160 — 1.15
1801178-8	E	1-1801178-8	F	ROUGE *RED*	170 — 1.15
1801178-9	E	1-1801178-9	F	ORANGE *ORANGE*	

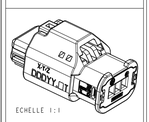

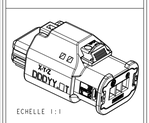

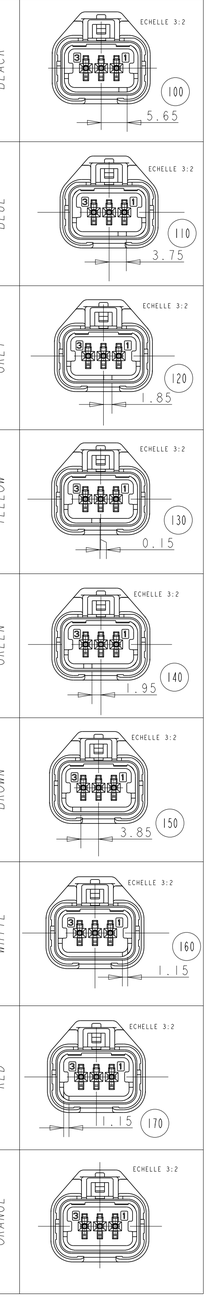

NOTES/NOTES:

1- 1-1801178-1 REPRESENTE (COD. NOIR) / *AS SHOWN (COD. BLACK)*

2 REPERE ALVEOLES / *CAVITY MARKING*

3 LOGO TE / *TE LOGO*

4 DATE D'ASSEMBLAGE / *ASSEMBLY DATE*

5 CODE DU LIEU D'ASSEMBLAGE / *ASSEMBLY LOCATION DATE*

E = EUROPE / *EUROPE*

C = CHINE / *CHINA*

M = MERCOSUR / *MERCOSUR*

H A = AFRICA / *AFRIQUE*

6 NUMERO DE LA MACHINE D'ASSEMBLAGE / NUMBER ASSEMBLY LINE

7 REF TE DE L'ASSEMBLAGE (RACINE) / *TE ASSEMBLY NO (RACINE)*

8 REF TE DE L'ASSEMBLAGE (SUFFIXE) / *TE ASSEMBLY NO (SUFFIX)*

9 INDICE DE REVISION PRODUIT / *PRODUCT REVISION NUMBER*

10- PIECES A UTILISER AVEC VOIR TABLEAU "COMPOSANTS ASSOCIES" / *MATED WITH : SEE TABLE "ASSOCIATED PARTS"*

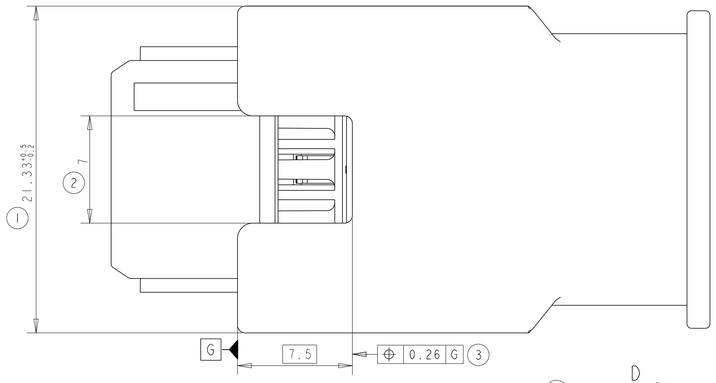

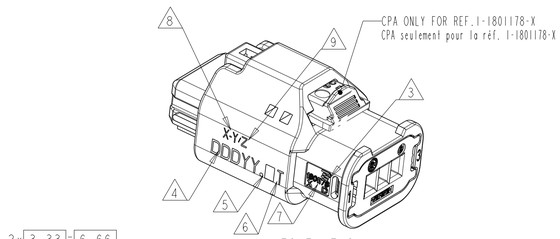

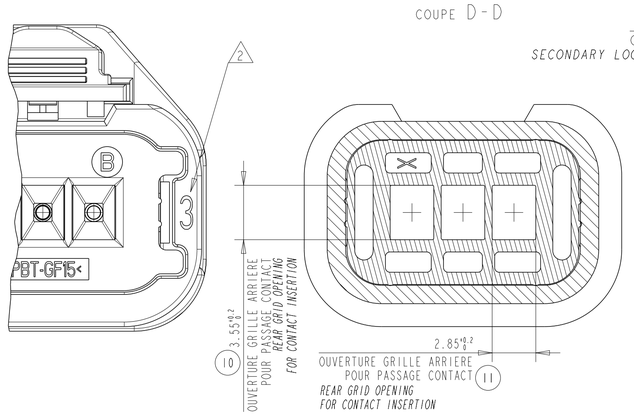

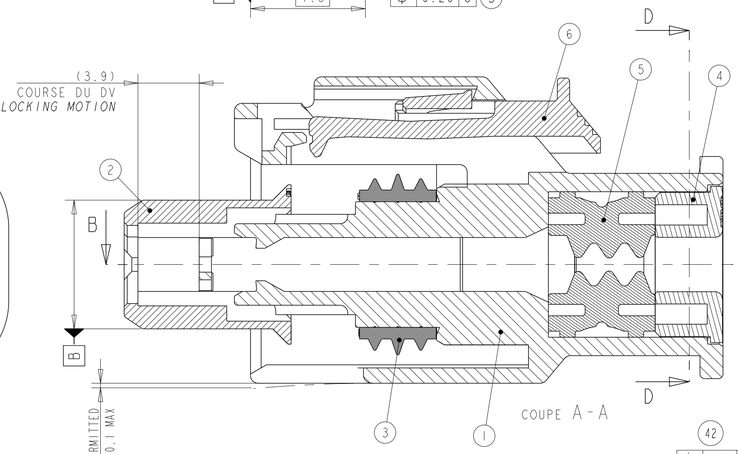

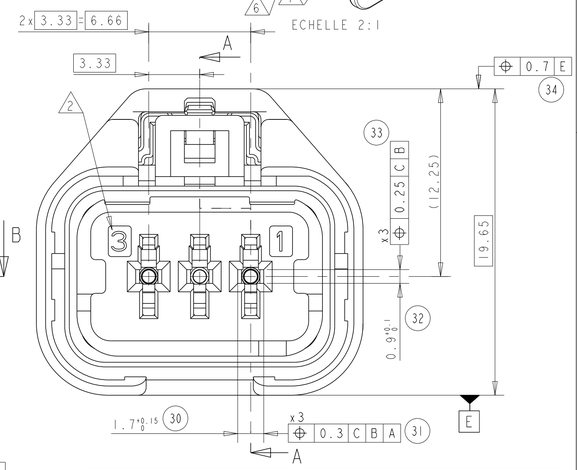

SECTION CABLE ADMISSIBLE PAR CONTACT *ACCEPTABLE CABLE SECTIONS PER CONTACT*
La section des câbles utilisés doit être comprise entre 0,35 et 2mm² avec un diamètre d'isolant compris entre 1,40mm mini et 2,80mm Maxi *The cross-section of the cables used must be between 0,35 and 2mm² (with insulator diameter included between 1,40mm mini and 2,80mm Maxi)*

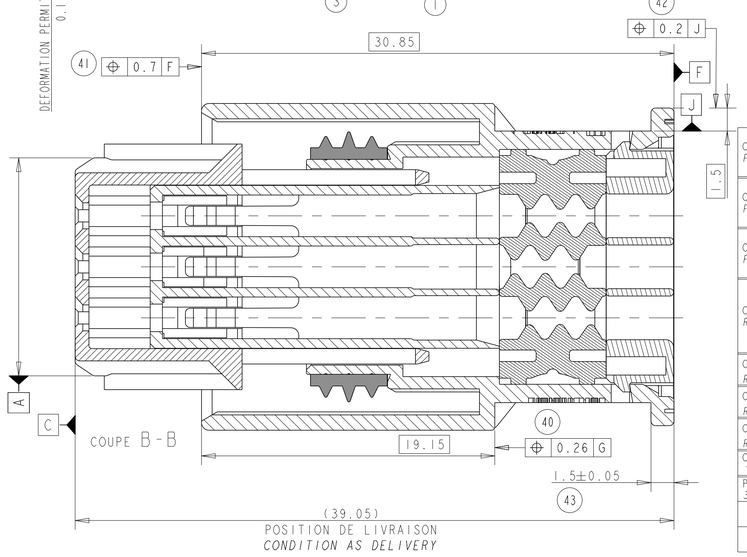

CAPOT FIXE 3 VOIES - SORTIE GAUCHE/DROITE *FIXED COVER 3 WAYS - LEFT/RIGHT EXIT*		POUR GAINE ANNELEE DE 6mm *FOR CORRUGATED TUBE OF 6mm*	1801467-1
		POUR GAINE ANNELEE DE 4.5mm *FOR CORRUGATED TUBE OF 4.5mm*	1-1801467-1
CAPOT FIXE 3 VOIES - SORTIE HAUT/BAS *FIXED COVER 3 WAYS - UP/DOWN EXIT*		POUR GAINE ANNELEE DE 6mm *FOR CORRUGATED TUBE OF 6mm*	1801467-2
		POUR GAINE ANNELEE DE 4.5mm *FOR CORRUGATED TUBE OF 4.5mm*	1-1801467-2
CAPOT FIXE 3 VOIES - SORTIE AXIALE *FIXED COVER 3 WAYS - EXIT IN LINE*		POUR GAINE ANNELEE DE 6mm *FOR CORRUGATED TUBE OF 6mm*	1801168-5
		POUR GAINE ANNELEE DE 4.5mm *FOR CORRUGATED TUBE OF 4.5mm*	1-1801168-5
CAPOT ROTATIF 90 DEG. 3 VOIES *ROTATIVE COVER 90 DEG. 3 WAYS*	CAPOT (*) *COVER*	POUR GAINE ANNELEE DE 6mm *FOR CORRUGATED TUBE OF 6mm*	1801468-1
		POUR GAINE ANNELEE DE 4.5mm *FOR CORRUGATED TUBE OF 4.5mm*	1-1801468-1
	SUPPORT (*) *ADAPTER*		1801359-1
CLIP 1.5 SENSOR II DORE Section 1.4 à 2mm² *RECEPTACLE 1.5 SENSOR II GOLD PLATED Section 1.4 to 2mm²*			1670328-1
CLIP 1.5 SENSOR II DORE Section 0.75 à 1mm² *RECEPTACLE 1.5 SENSOR II GOLD PLATED Section 0.75 to 1mm²*			1670326-1
CLIP 1.5 SENSOR II DORE Section 0.35 à 0.5mm² *RECEPTACLE 1.5 SENSOR II GOLD PLATED Section 0.35 to 0.5mm²*			1564724-1
OBTURATEUR "MINI-ETANCHE" *'MINI-ETANCHE' PLUGGING PIN*			
PORTE-LANGUETTES 3 VOIES HP *3 WAYS TAB CONNECTOR HP*			1801177-X
DESCRIPTION *TITLE*			**TE NO** *REF TE*
COMPOSANTS ASSOCIES *ASSOCIATED PARTS*			

(*): POUR LE CAPOT ROTATIF, PRENDRE: SUPPORT + CAPOT *FOR THE ROTATIVE COVER, TAKE: ADAPTER + COVER*

SEULEMENT POUR REF. 1-1801178-X *ONLY FOR REF. 1-1801178-X*

ORANGE *ORANGE*	PBT-GF15 (MATIERE: HB) *(HB MATERIAL)*	CPA *CPA*	6
VERT *GREEN*	SILICONE LUBRIFIE A 5% ; DURETE 30 SHORE A *LUBRIFICATED SILICON TO 5% ; HARNESS 30 SH. A*	JOINT GROMMET *GROMMET SEAL*	5
NOIR *BLACK*	PBT-GF15 (MATIERE: HB) *(HB MATERIAL)*	GRILLE ARRIERE *REAR GRID*	4
VERT *GREEN*	SILICONE LUBRIFIE A 4% ; DURETE 50 SHORE A *LUBRIFICATED SILICON TO 4% ; HARNESS 50 SH. A*	JOINT INTERFACIAL *INTERFACE SEAL*	3
VOIR TABLEAU DES REF. *SEE TABLE OF PART NO*	PBT-GF15 (MATIERE: HB) *(HB MATERIAL)*	DOUBLE VERROUILLAGE CODAGE (VOIR TABLEAU DES REFS) *SECONDARY LOCKING CODING (SEE TABLE OF PART NO)*	2
NOIR *BLACK*	PBT-GF15 (MATIERE: HB) *(HB MATERIAL)*	BOITIER PORTE-CLIPS *RECEPTACLE HOUSING*	1
COULEUR *COLOR*	**MATIERE** *MATERIAL*	**DESCRIPTION** *TITLE*	**REP.** *ITEM*

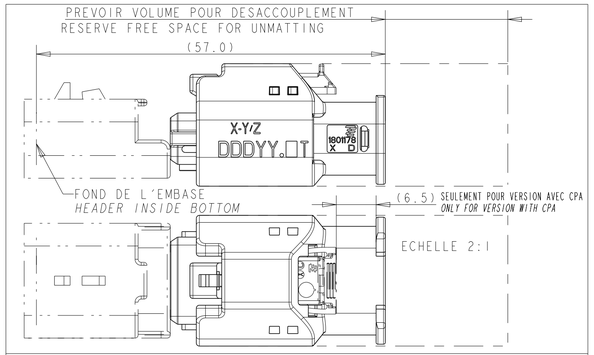

VOLUME A LAISSER POUR ACCOUPLEMENT / DESACCOUPLEMENT
FREE SPACE FOR MATTING / UNMATTING

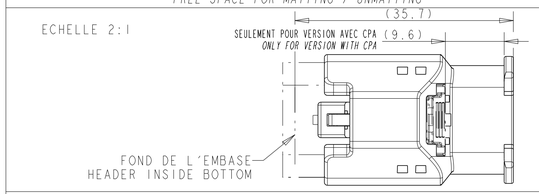

VOLUME MONTE SUR EMBASE
OVERALL DIMENSIONS MATED ON HEADER

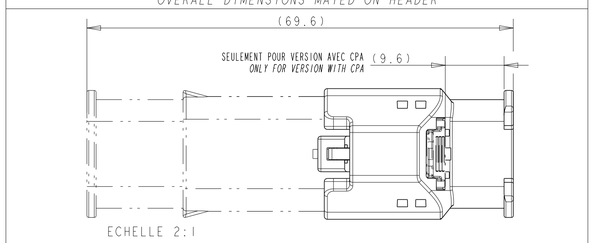

VOLUME MONTE SUR PORTE-LANGUETTES
OVERALL DIMENSIONS MATED ON TAB CONNECTOR

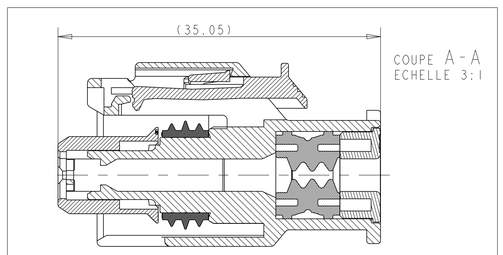

PORTE-CLIPS AVEC DV ACTIONNE
RECEPTACLE CONNECTOR WITH SECONDARY LOCKING ACTIVATED

THIS DRAWING IS A CONTROLLED DOCUMENT.

DIMENSIONS: mm

TOLERANCES UNLESS OTHERWISE SPECIFIED:
0 PLC ±
1 PLC ±
2 PLC ±0.2
3 PLC ±
4 PLC ±
ANGLES ±2°

MATERIAL: SEE TABLE VOIR TABLEAU
FINISH: SEE TABLE VOIR TABLEAU

DWN A. BARLEMONT 22NOV2007
CHK J. DAHER 23NOV2007
APVD J. DAHER 23NOV2007
PRODUCT SPEC 108-15378
APPLICATION SPEC 411-15712
WEIGHT 7.1g / 7.4g with avec CPA

TE Connectivity

NAME 3 WAYS RECEPTACLE CONNECTOR HP
PORTE-CLIPS 3 VOIES HP
-

SIZE	CAGE CODE	DRAWING NO	RESTRICTED TO
A1	00779	C-1801178	-

CUSTOMER DRAWING | SCALE 3:1 | SHEET 1 OF 1 | REV H

4805 (3/11)