HIGH-SPEED EDGE CARD SYSTEMS

0.60 mm, 0.80 mm and 1.00 mm PITCH





FEATURES & BENEFITS

- 56 Gbps PAM4 performance
- PCI Express® 3.0, 4.0 and 5.0
- Edge Rate® contacts optimized for signal integrity performance and cycle life
- Up to 200 positions available
- Vertical, right-angle, edge mount, pass-through orientations
- Power/signal combo, press-fit tails, rugged weld tabs, locks and latches
- Mating cable assemblies available

PAM4 56 Gbps

EDGE® RATE CONTACT



Rugged tucked beam technology (HTEC8)

Differential pair for increased speed (HSEC8-DP)

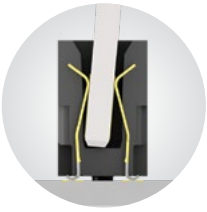

Custom designs allow for misalignment in the X-Y axes (HSEC1)

KEY SPECIFICATIONS

SERIES	PITCH	TOTAL POSITIONS	INSULATOR MATERIAL	CONTACT MATERIAL	OPERATING TEMP RANGE	CURRENT RATING	VOLTAGE RATING	LEAD-FREE SOLDERABLE
HSEC6	0.60 mm	56-168	Black LCP	Copper Alloy	-55 °C to +125 °C	0.8 A (12 pins)	300 VAC	Yes
HTEC8	0.80 mm	40-200	Black LCP	Copper Alloy	-55 °C to +125 °C	3.0 A (2 pins)	215 VAC	Yes
HSEC8	0.80 mm	18-200	Black LCP	BeCu	-55 °C to +125 °C	2.8 A (2 pins)	240 VAC	Yes
HSEC1	1.00 mm	20-140	Black LCP	Phosphor Bronze	-55 °C to +125 °C	2.2 A (2 pins)	215 VAC	Yes

Unless otherwise approved in writing by Samtec, all parts and components are designed and built according to Samtec's specifications which are subject to change without notice.

EDGE RATE CONTACT

NRZ 28 Gbps

samtec

(0.80 mm) .0315" PITCH • VERTICAL EDGE CARD SOCKET

HSEC8	-	1	POSITIONS PER ROW	-	CARD THICKNESS	-	PLATING OPTION	-	DV	-	A	-	OTHER OPTIONS

09, 10, 13, 20, 25, 30, 37, 40, 49, 50, 60, 70, 80, 100
(13, 25, 49 only available with -L or -L2 option; 09 only available with -L2 option; 37 only available with -L option)

–01
= (1.60 mm) .062" thick card

–03
= (2.36 mm) .093" thick card

–L
= 10 µ" (0.25 µm) Gold on contact area, Matte Tin on tail

–S
= 30 µ" (0.76 µm) Gold on contact area, Matte Tin on tail

–K
= Polyimide Pick & Place Pad

–BL
= Board Locks; -01 card only (Weld tab standard)

–L
= Latching Option; -01 card only (13, 25, 37, 49 only) (Weld tab standard)

–L2
= ECDP Latching; -01 card only (09, 13, 25, 49 only) (For use with ECDP) (Weld tab standard)

–WT
= Weld tab

–TR
= Tape & Reel (09 - 70 only)

–FR
= Full Reel Tape & Reel (must order max. quantities per reel; contact Samtec for quantity breaks) (09-70 only)

HSEC8-DV

Card Mates:
(1.60 mm) .062" card
(2.36 mm) .093" card
HSC8

Cable Mates:
ECDP



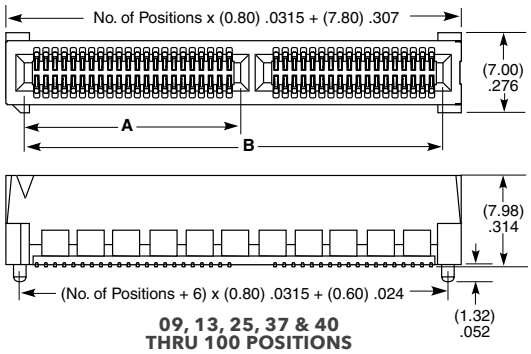

09, 13, 25, 37 & 40 THRU 100 POSITIONS

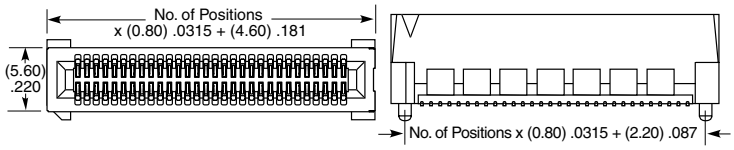

10, 20, & 30 POSITIONS

OTHER SOLUTIONS

For complete edge card system with cards and sockets, visit samtec.com?RU8.

For a card to mate with an HSEC8 socket, visit samte.com?HSC8

10 YEAR MFG
EXTENDED LIFE PRODUCT
HIGH MATING CYCLES

POSITIONS PER ROW	A	B
09*†	(4.50) .177	(11.80) .465
13*†	(6.10) .240	(15.00) .591
25*†	(6.10) .240	(24.60) .969
37†	(18.10) .713	(34.20) 1.346
40	(18.90) .744	(36.60) 1.441
49*†	(22.90) .902	(43.80) 1.724
50	(22.90) .902	(44.60) 1.756
60	(26.90) 1.059	(52.60) 2.071
70†	(26.90) 1.059	(60.60) 2.386
80†	(26.90) 1.059	(68.60) 2.701
100†	(26.90) 1.059	(84.60) 3.331

Positions where no dimensions are given do not have keying feature.

* Mates with ECDP Series
† Available with -01 Card Only

CABLE	CONNECTOR
ECDP-04	HSEC8-109-L2
ECDP-08	HSEC8-113-L2
ECDP-16	HSEC8-125-L2
ECDP-32	HSEC8-149-L2

Note:
Some sizes, styles and options are non-standard, non-returnable.

View complete specifications at: samtec.com?HSEC8-DV

Unless otherwise approved in writing by Samtec, all parts and components are designed and built according to Samtec's specifications which are subject to change without notice.