THIS DRAWING IS UNPUBLISHED. RELEASED FOR PUBLICATION -.- .
© COPYRIGHT - BY TYCO ELECTRONICS CORPORATION. ALL RIGHTS RESERVED.

LOC	DIST
GP	00

REVISIONS

P	LTR	DESCRIPTION	DATE	DWN	APVD
	O	REL PER EC 0S13-0031-05	03-23-05	GA	JG

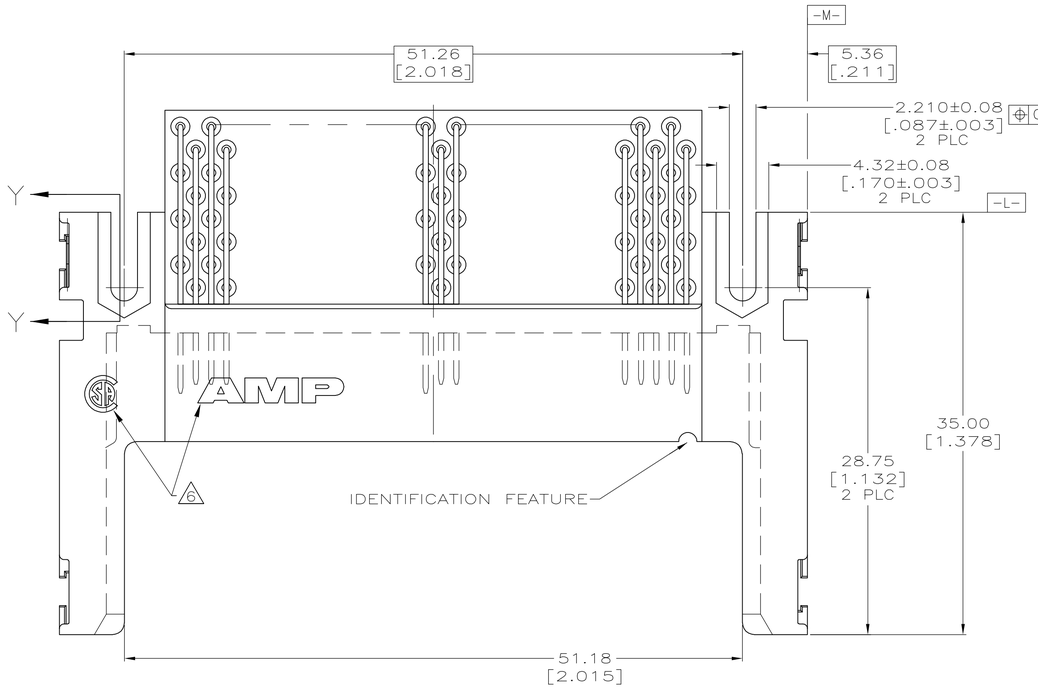

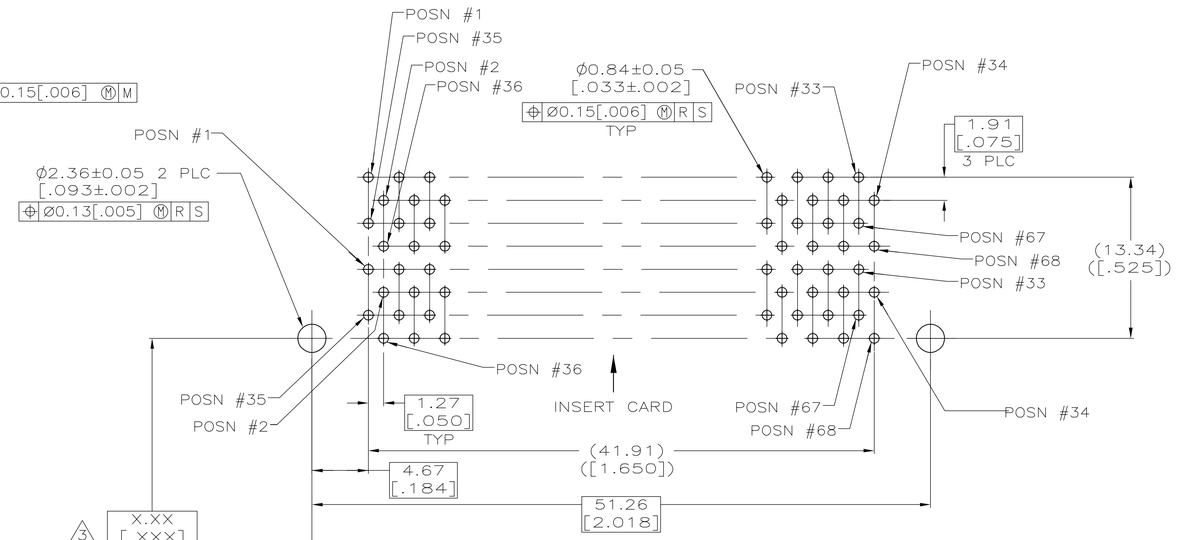

RECOMMENDED BOARD LAYOUT

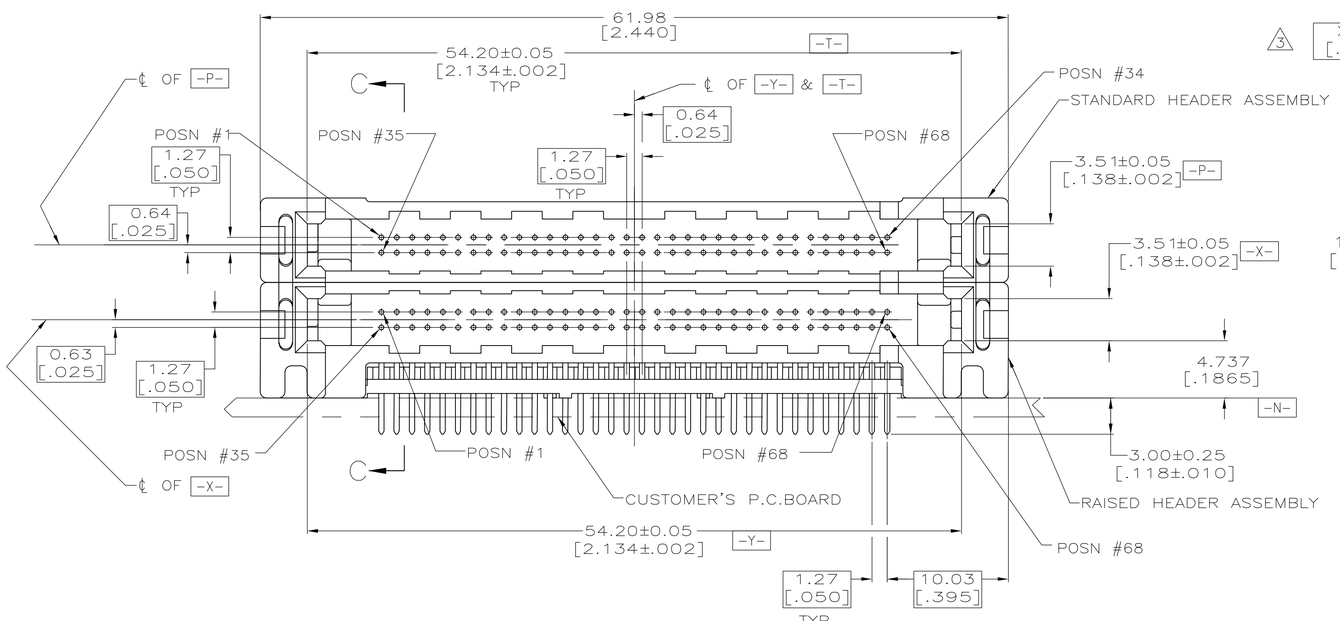

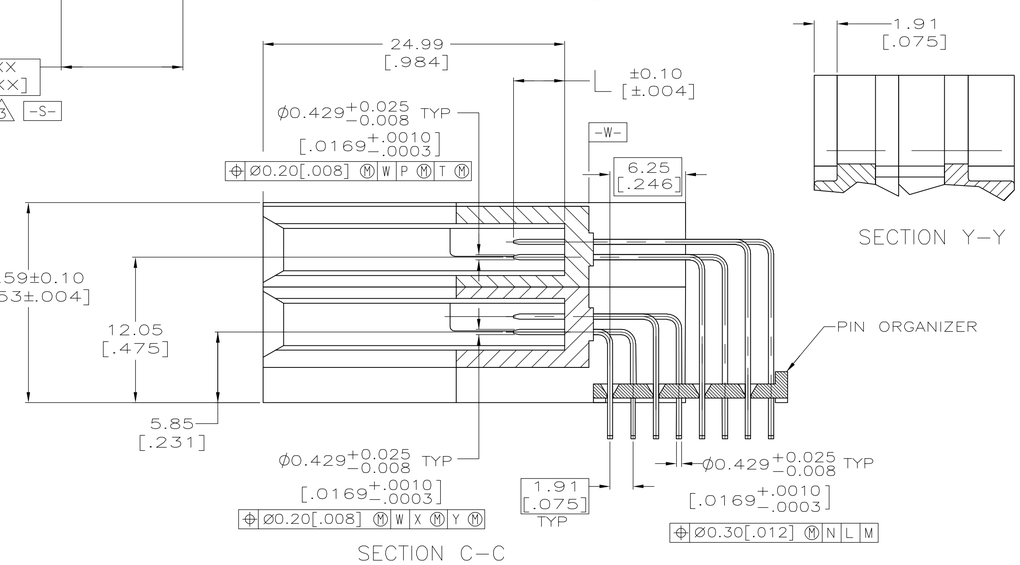

SECTION C-C

SECTION Y-Y

1. PINS: 0.00076[.000030] MINIMUM GOLD IN CONTACT AREA, 0.00381[.000150] MIN TIN ON SOLDER TAILS, ALL OVER 0.00127[.000050] MINIMUM NICKEL. STACKING CLIPS; NICKEL PLATED ONLY.
2. CUSTOMER TO PROVIDE CARD GUIDANCE SYSTEM
3. DATUMS AND BASIC DIMENSIONS ESTABLISHED BY CUSTOMER
4. CONNECTOR REQUIRES USE OF 2 - SIZE 2M SCREWS FOR FASTENING TO PRINTED CIRCUIT BOARD
5. ASSEMBLY KEYED FOR 5 VOLT CARDS
6. RECESSED AMP AND CSA LOGOS LOCATED ON BOTH SIDES OF THE HOUSING
7. MATERIAL: HOUSING & ORGANIZER; LCP; COLOR, BLACK
   PIN; BRASS & PHOSPHOR BRONZE
   STACKING CLIP; PHOSPHOR BRONZE

5	1,17,34 35,51,68	ALL OTHER PINS	36,67	5146046-1
VOLTAGE KEYING	5.0 [.197]	4.25 [.167]	3.5 [.138]	PART NUMBER
	"L" (PIN LENGTH) AND LOCATION			

COPYRIGHT 2005
TYCO ELECTRONICS CORP
ALL RIGHTS RESERVED

THIS DRAWING IS A CONTROLLED DOCUMENT.

DIMENSIONS: mm [INCHES]

TOLERANCES UNLESS OTHERWISE SPECIFIED:
0 PLC ± -
1 PLC ± -
2 PLC ± 0.13 [.005]
3 PLC ± -
4 PLC ± -
ANGLES ± -

MATERIAL 7 FINISH 1

DWN 03-23-05 G. ATTADIA - DOCK6
CHK 03-23-05 D.L. GORENC
APVD 03-23-05 M. WALSMLEY
PRODUCT SPEC —
APPLICATION SPEC —
WEIGHT 18.5 GRAMS

tyco Electronics — Tyco Electronics Corporation, Harrisburg, PA 17105-3608

NAME: STACKED PIN HEADER ASSEMBLY, 136 POSN, TOP BD MTG, THRU-HOLE, WITH 2 STACKING CLIPS, RAISED & STANDARD HEIGHT, AMP MEMORY CARD

SIZE	CAGE CODE	DRAWING NO	RESTRICTED TO
A1	00779	C-5146046	—

CUSTOMER DRAWING | SCALE 4:1 | SHEET 1 OF 1 | REV O

AMP 4805 REV 31MAR2000