USED ON _

TOOL NUMBER	WIRE SIZE mm² [AWG]	INSULATION DIAMETER mm [in.]	INSUL. ADJ.	FLIP LOCATOR	STRIP LENGTH mm [in.]	CRIMP HEIGHT mm [in.]	CONTACT PART NUMBERS 1		CONTACT DESCRIP.	APPLIC. SPECIF.
							LOOSE PIECE	STRIP FORM		
91507-1 91507-3	0.20-0.50 [24-20]	1.14-1.78 [.045-.070]	NO	NO	3.56 ± 0.39 [.140 ± .0155]	0.84 ± 0.05 [.033 ± .002]	60789-[ ] 61276-[ ]	60598-[ ] 61119-[ ]	.058 DIAMETER PC CONTACT	114-1008
91526-1 91526-3	0.12-0.38 [26-22] 0.50-0.96 [20-18]	1.27-2.92 [.050-.115]	YES	NO	3.96 ± 0.38 [.156 ± .015]	0.71 ± 0.057 [.028 ± .002] 0.97 ± 0.057 [.038 ± .002]	350666-[ ] 640545-[ ] 640580-[ ] 641300-[ ]	350665-[ ] 350967-[ ] 350969-[ ] 641294-[ ]	MINIATURE RECTANGULAR CONTACTS	114-1014
91531-1 91531-3	0.12-0.35 [26-22] PIN 0.12-0.35 [26-22] RECP	0.91-1.37 [.036-.054]	YES	YES	3.56 ± 0.38 [.140 ± .015]	0.76 ± 0.05 [.030 ± .002]	104505-3 104505-5 104505-7 531216-2 531216-4 530553-3 530553-5 530553-7 531224-7 104480-7 104480-8 104480-9 1-104480-4 1-104480-5 1-104480-6	104505-2 104505-4 104505-6 531216-1 531216-3 530553-3 530553-5 530553-7 531224-6 104480-1 104480-2 104480-3 104480-4 1-104480-2 1-104480-3 1-104480-7	TANDEM SPRING Contacts	114-25021
91534-1 91534-3	0.12-0.24 [26-24]	0.64-1.27 [.025-.050]	YES	NO	3.96 ± 0.38 [.156 ± .015]	0.71 ± 0.05 [.028 ± .002]	640579-[ ] 794001-[ ]	350968-[ ] 794000-[ ]	MINIATURE RECTANGULAR CONTACTS	114-1014
91535-1 91535-3	0.20-0.35 [24-22] 0.50-0.56 [20]	1.22-2.03 [.048-.080]	YES	NO	3.56 ± 0.38 [.140 ± .015]	0.84 ± 0.05 [.033 ± .002] 0.99 ± 0.05 [.039 ± .002]	531477-3 531477-5 583853-4 583853-5 583853-9 1-583853-1	531477-1 531477-2 531477-4 583853-1 583853-2 583853-3 583853-7 583853-8 1-583853-0 1-583853-3	TWIN LEAF CONTACTS	114-9004
91537-1 91537-3	0.12-0.22 [26-24] 0.30-0.35 [22]	1.02-1.42 [.040-.056] 1.02-1.75 [.040-.069] 1.02-1.42 [.040-.056] 1.02-1.75 [.040-.069]	NO	NO	3.18 ± 0.38 [.125 ± .015]	0.622 ± .038 [.0245 ± .0015] 0.71 ± 0.05 [.028 ± .002]	86561-[ ] 86571-[ ] 88067-[ ] 181270-[ ] 86658-2 86657-2 86561-[ ] 86571-[ ] 88067-[ ] 181270-[ ] 86658-2 86657-2	86557-[ ] 86566-[ ] 88067-2 86656-2 86655-2 86557-[ ] 86566-[ ] 88067-2 86656-2 86655-2	FLEXIBLE FLAT CABLE CONNECTORS	114-16003 114-16007 114-16015 114-20004
91538-1 91538-3	0.05-0.56 [30-20]	0.76-2.16 [.030-.085]	NO	NO	5.16 ± 0.38 [.203 ± .015]	1.09 ± 0.05 [.043 ± .002]	SEE INSTRUCTION SHEET 408-10274		TYPE II SCREW MACHINE CONTACT	114-10026

1 LIST OF APPLIED CONTACT PART NUMBERS MAY NOT BE COMPLETE AND IS SUBJECT TO CHANGE. FOR CURRENT INFORMATION ON TERMINAL PART NUMBERS, CONTACT THE TOOLING ASSISTANCE CENTER : 1-800-722-1111.

2. AMP, CERTI-CRIMP & AMP-BLADE ARE TRADEMARKS.

3 -1 IS A CERTI-CRIMP II HAND TOOL ASSEMBLY. -3 IS A CERTI-CRIMP II HEAD SUB-ASSEMBLY.

4. THE HAND TOOL INSTRUCTION SHEET, ALSO KNOWN AS AN "IS", FOR MOST CERTI-CRIMP II TOOLS USE IS 408-8547. IF THE TOOL HAS A FLIP LOCATOR USE IS 408-10414. THE 91538-1 AND -3 TOOL USE IS 408-10274.

CERTI-CRIMP II DATA SHEET

P	LTR	REVISION RECORD	DATE	DWN	APVD
	F13	REVISED	09/2015	AW	BAW

DIMENSIONS: mm

TOLERANCES UNLESS OTHERWISE SPECIFIED:
0 PLC ± –
1 PLC ± –
2 PLC ± –
3 PLC ± –
4 PLC ± –
ANGLES ± –
SURFACE TEXTURE –

DWN M. YOUNGER	21FEB2012	MATERIAL – –	HEAT TREAT – –
CHK B.A.WOLFE	22FEB2012	TE Connectivity	
APVD B.A. WOLFE	22FEB2012		
NAME CERTI-CRIMP II TOOL DATA SHEET MISCELLANEOUS CONTACTS			
SCALE –	SIZE A1	DRAWING NO 1583011	SHEET 1 OF 8 REV F13

LOC A
DIST 00

3308-8 (3/11)

THIS DRAWING IS A CONTROLLED DOCUMENT. DWG NO 1583011

THIS INFORMATION IS CONFIDENTIAL AND PROPRIETARY TO TYCO ELECTRONICS CORPORATION AND ITS WORLDWIDE SUBSIDIARIES AND AFFILIATES (COLLECTIVELY "TE"). IT MAY BE USED BY PERSONS OF TE AND THAN TE PERSONNEL, WITHOUT AUTHORIZATION FROM TE (www.TE.com).

TOOL NUMBER	WIRE SIZE mm² [AWG]	INSULATION DIAMETER mm [in.]	INSUL. ADJ.	FLIP LOCATOR	STRIP LENGTH mm [in.]	CRIMP HEIGHT mm [in.]	CONTACT PART NUMBERS 1				CONTACT DESCRIP.	APPLIC. SPECIF.
							LOOSE PIECE		STRIP FORM			
91539-1 91539-3	0.30-0.89 [22-18]	-	NO	NO	6.35 ± 0.38 [.250 ± .015]	1.60 ± 0.05 [.063 ± .002]	PIN -	SOCKET 201751-[ ]	COLOR: GREEN BARREL BLUE SHOULDER		TYPE II SCREW MACHINE CONTACT	114-10026
	2x0.75 [2x18]	-					PIN 202725-[ ]	SOCKET 202726-[ ]	COLOR: BLUE SHOULDER			
	0.75-1.42 [18-16]	-					PIN 200681-[ ] 200336-[ ] 204274-[ ] 204219-[ ] 207893-[ ]	SOCKET 201589-[ ] 200333-[ ] 207896-[ ] 130743-1	COLOR: BLUE BARREL BLUE SHOULDER			
	2.00-2.27 [14]	-					PIN 201645-[ ] 201570-[ ]	SOCKET 201568-[ ]	COLOR: VIOLET BARREL BLUE SHOULDER			
91540-1 91540-3	0.12-0.35 [26-22]	0.91-1.42 [.036-.056]	YES	NO	3.56 ± 0.38 [.140 ± .015]	0.76 ± 0.05 [.030 ± .002]	530553-5 530553-7	531216-2 531216-4 531224-7	530553-1 530553-2 530553-4	530553-6 531216-1 531216-3	TANDEM SPRING & MINI-TANDEM SPRING CONTACTS	114-25021
	0.03-0.09 [32-28]	0.64-1.37 [.025-.054]				0.56 ± 0.05 [.022 ± .002]	531225-3 530901-3	530901-5 530901-7	531225-6 530901-1 530901-2	530901-4 530901-6		
91544-1 91544-3	0.20-0.35 [24-22]	1.58 MAX [.062] MAX	YES	NO	3.96 ± 0.38 [.156 ± .015]	0.724 ± 0.051 [.0285 ± .002]	164169-[ ] 164170-[ ] 166296-[ ] 166297-[ ]	203802-[ ] 203816-[ ]	164153-[ ] 164155-[ ] 166046-[ ] 166047-[ ]	203801-[ ] 203815-[ ]	TYPE XI CONTACT	114-10002
	0.50-0.56 [20]					0.876 ± 0.051 [.0345 ± .002]						
91546-1 91546-3	0.50-0.89 [20-18]	2.03-2.54 [.080-.100]	NO	NO	4.76 ± 0.38 [.188 ± .015]	1.42 ± 0.05 [.056 ± .002]	41667		41650		TAPER PIN CONTACT	114-7006
91547-1 91547-3	0.20-0.35 [24-22]	1.02-1.52 [.040-.060]	NO	NO	3.18 ± 0.38 [.125 ± .015]	0.89 ± 0.05 [.035 ± .002]	41661 41662	41663	41278 41640	41646 66113-3	TAPER PIN CONTACT	114-7006
91555-1 91555-3	0.20-0.56 [24-20]	1.02-1.78 [.040-.070]	NO	NO	2.92-3.68 [.115-.145]	0.991 ± 0.038 [.039 ± .0015]	66010-[ ] 531586-6		66005-[ ] 531586-3		AMP-BLADE RECEPTACLE CONTACT	108-9202
	2x0.2 OR 2x0.3 [2x24 OR 2x22]	2.79 [.110] MAX TOTAL				1.067 ± 0.038 [.042 ± .0015]						

1. LIST OF APPLIED CONTACT PART NUMBERS MAY NOT BE COMPLETE AND IS SUBJECT TO CHANGE. FOR CURRENT INFORMATION ON TERMINAL PART NUMBERS, CONTACT THE TOOLING ASSISTANCE CENTER : 1-800-722-1111.

2. AMP, CERTI-CRIMP & AMP-BLADE ARE TRADEMARKS.

3. -1 IS A CERTI-CRIMP II HAND TOOL ASSEMBLY. -3 IS A CERTI-CRIMP II HEAD SUB-ASSEMBLY.

4. THE HAND TOOL INSTRUCTION SHEET, ALSO KNOWN AS AN "IS", FOR MOST CERTI-CRIMP II TOOLS USE IS 408-8547. IF THE TOOL HAS A FLIP LOCATOR USE IS 408-10414. THE 91538-1 AND -3 TOOL USE IS 408-10274.

P	LTR	REVISION RECORD	DATE	DWN	APVD
	–	SEE SHEET 1	–	–	–

DIMENSIONS: mm

TOLERANCES UNLESS OTHERWISE SPECIFIED:
0 PLC ± –
1 PLC ± –
2 PLC ± –
3 PLC ± –
4 PLC ± –
ANGLES ± –
SURFACE TEXTURE –√

CERTI-CRIMP II DATA SHEET

DWN M. YOUNGER	21FEB2012	MATERIAL – –	HEAT TREAT – –
CHK B.A.WOLFE	22FEB2012	TE Connectivity	
APVD B.A. WOLFE	22FEB2012		
NAME CERTI-CRIMP II TOOL DATA SHEET MISCELLANEOUS CONTACTS			
SCALE –	SIZE A1	DRAWING NO 1583011	SHEET 2 OF 8 REV F13

LOC A
DIST 00

3308-8 (3/11)

THIS DRAWING IS A CONTROLLED DOCUMENT.
DWG NO 1583011
THIS INFORMATION IS CONFIDENTIAL AND PROPRIETARY TO TYCO ELECTRONICS CORPORATION AND ITS WORLDWIDE SUBSIDIARIES AND AFFILIATES (COLLECTIVELY "TE"). IT MAY BE USED BY PERSONS OTHER THAN TE PERSONNEL, WITHOUT AUTHORIZATION FROM TE (www.TE.com).

TOOL NUMBER 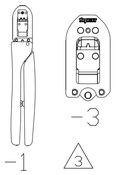 -1 △3 -3	WIRE SIZE mm^2 [AWG] 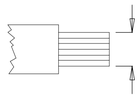	INSULATION DIAMETER mm [in.] 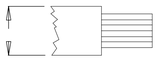	INSUL. ADJ.	FLIP LOCATOR 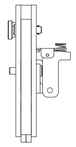	STRIP LENGTH mm [in.] 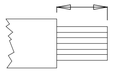	CRIMP HEIGHT mm [in.]	CONTACT PART NUMBERS △1 LOOSE PIECE 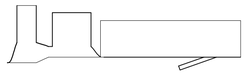	STRIP FORM 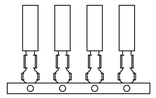	CONTACT DESCRIP.	APPLIC. SPECIF.
91354-1	1.94-2.15 [14]	2.18-3.94 [.086-.155]	NO	NO	4.8-5.6 [.189-.220]	1.70 ± 0.05 [.067 ± .002]		9-1437846-0	.040" [DUAL CONTACT] SBEC 1 MM TERMINAL	114-13039
91355-1	0.32-0.38 [22]	1.50-1.75 [.059-.069]	NO	NO	4.8-5.6 [.189-.220]	1.10 ± 0.05 [.043 ± .002]		9-1437846-1	.040" [DUAL CONTACT] SBEC 1 MM TERMINAL	114-13039
	0.81-0.96 [18]	1.70-3.00 [.067-.118]				1.45 ± 0.05 [.057 ± .002]		9-1437846-2		
91356-1	1.28-1.42 [16]	2.18-2.41 [.086-.095]	NO	NO	4.8-5.6 [.189-.220]	1.32 ± 0.05 [.052 ± .002]		1456004-1	1 MM TERMINAL	114-13039
91357-1	0.50-0.60 [20]	1.70-1.93 [.067-.076]	NO	NO	4.8-5.6 [.189-.220]	1.05 ± 0.05 [.041 ± .002]		1456004-2	1 MM TERMINAL	114-13039
	0.81-0.96 [18]	1.90-2.25 [.075-.089]				1.15 ± 0.05 [.045 ± .002]		1456004-1		
91599-1	0.20-0.22 [24]	0.96-1.12 [.038-.044]	NO	NO	2.5-3.3 [.100-.130]	0.79 ± 0.05 [.031 ± .002]	1604735-1		FUSE CLIP	N/A
1725061-1	0.30-0.35 [22]	1.34-1.60 [.053-.063]	NO	NO	3.8-4.8 [.150-.189]	1.55 ± 0.13 [.061 ± .005]	ASCO PN: 280019-001		ASCO REDHAT	N/A
1804573-1	0.50-0.56x2 [20x2]	1.27-1.83 [.050-.072]	NO	NO	2.9-3.7 [.115-.145]	1.11 ± 0.05 [.043 ± .002]	66026-2	66021-2	AMP BLADE RECEPT.	108-9201
1804573-3	0.50-0.89 [20-18]	1.73-2.29 [.065-.090]				0.99 ± 0.05 [.039 ± .002]				
1213783-1	0.12-0.37 (26-22)	1.20-1.90 (.047-.075)	NO	NO	3.2 ± 0.5 (.12 ± .02)	0.83 ± 0.04 (.033 ± .002)	175153 175155	175149 175151	UNIVERSAL POWER CONTACT	114-5142
	0.50-0.89 (20-18)	1.70-2.70 (.067-.106)				1.13 ± 0.05 (.044 ± .002)	175154 175156	175150 175152		
	1.25-1.42 (16)	2.50-3.30 (.098-.130)				1.43 ± 0.05 (.056 ± .002)				

△1 LIST OF APPLIED CONTACT PART NUMBERS MAY NOT BE COMPLETE AND IS SUBJECT TO CHANGE. FOR CURRENT INFORMATION ON TERMINAL PART NUMBERS, CONTACT THE TOOLING ASSISTANCE CENTER : 1-800-722-1111.

2. AMP, CERTI-CRIMP & AMP-BLADE ARE TRADEMARKS.

△3 -1 IS A CERTI-CRIMP II HAND TOOL ASSEMBLY. -3 IS A CERTI-CRIMP II HEAD SUB-ASSEMBLY.

4. THE HAND TOOL INSTRUCTION SHEET, ALSO KNOWN AS AN "IS", FOR MOST CERTI-CRIMP II TOOLS USE IS 408-8547. IF THE TOOL HAS A FLIP LOCATOR USE IS 408-10414. THE 91538-1 AND -3 TOOL USE IS 408-10274.

P	LTR	REVISION RECORD	DATE	DWN	APVD
	–	SEE SHEET 1	–	–	–

DIMENSIONS: mm

TOLERANCES UNLESS OTHERWISE SPECIFIED:
0 PLC ± –
1 PLC ± –
2 PLC ± –
3 PLC ± –
4 PLC ± –
ANGLES ± –
SURFACE TEXTURE –√

CERTI-CRIMP II DATA SHEET

DWN M. YOUNGER 21FEB2012
CHK B.A.WOLFE 22FEB2012
APVD B.A. WOLFE 22FEB2012
MATERIAL – –
HEAT TREAT – –
TE Connectivity
NAME CERTI-CRIMP II TOOL DATA SHEET MISCELLANEOUS CONTACTS
SCALE – SIZE A1 DRAWING NO 1583011 SHEET 3 OF 8 REV F13

LOC A
DIST 00

3308-8 (3/11)

THIS DRAWING IS A CONTROLLED DOCUMENT.
DWG NO 1583011
THIS INFORMATION IS CONFIDENTIAL AND PROPRIETARY TO TYCO ELECTRONICS CORPORATION AND ITS WORLDWIDE SUBSIDIARIES AND AFFILIATES (TE). IT MAY NOT BE DISCLOSED TO ANYONE OUTSIDE THAN TE PERSONNEL, WITHOUT AUTHORIZATION FROM TE (www.TE.com).

USED ON —

TOOL NUMBER 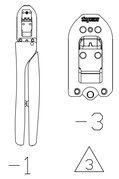	WIRE SIZE mm^2 [AWG] 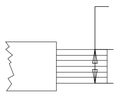	INSULATION DIAMETER mm [in.] 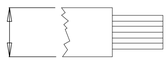	INSUL. ADJ. 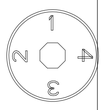	FLIP LOCATOR 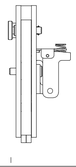	STRIP LENGTH mm [in.] 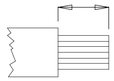	CRIMP HEIGHT mm [in.]	CONTACT PART NUMBERS 1		CONTACT DESCRIP.	APPLIC. SPECIF.
							LOOSE PIECE 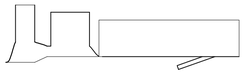	STRIP FORM 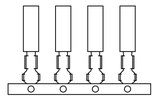		
1901760-1 1901760-3	0.30-0.56 [22-20]	1.5-2.4 [.059-.094]	NO	NO	4.0 ± 0.2 [.156 ± .008]	0.99 ± 0.14 [.039 ± .003]	1-170321-1	1-170291-1	DUAL LINK INTERLOCK CONN.	114-5045
1901771-1	0.50-0.96 [20-18]	1.27-2.92 [.050-.115]	YES	NO	4.0 ± 0.4 [.156 ± .015]	0.97 ± 0.05 [.039 ± .002]	350037	350019	MINIATURE RECTANGULAR CONTACT	114-1014
1901771-3	0.12-0.38 [26-22]					0.71 ± 0.05 [.028 ± .002]	350038	350018		
1901786-1	0.03-0.09 [32-28]	0.64-1.52 [.025-.060]	YES	NO	3.96-3.18 [.156-.125]	0.53 ± 0.05 [.021 ± .002]	530901-3	530901-2	MINI TANDEM SPRING RCPT	114-25021
1901786-3		0.64-1.37 [.025-.054]					104506-[ ]	104506-[ ]	AMPMODU MTE PIN	114-25026
1901798-1	0.20-0.38 [24-22]	0.97-1.57 [.038-.062]	YES	NO	3.96 [.156]	0.89 ± 0.05 [.035 ± .002]	–	867052-[ ]	LOCKING CLIP .025-IN. SQUARE CONTACT	114-25006
1901798-3	0.5-0.6 [20]	1.27-2.54 [.050-.100]				1.02 ± 0.05 [.040 ± .002]				
1901829-1	INSULATION PIERCING SEE INSULATION DIAMETER	1.40 [.055]	NO	NO	USE UNSTRIPPED WIRE	1.27 ± 0.05 [.050 ± .002]	102348-2	87107-5	MOD IV CRIMP SNAP-IN RCPT	114-25003
1901829-3		1.02 [.040]				1.17 ± 0.05 [.046 ± .002]	102348-3	87107-6		
1901957-1	0.05-0.15 [30-26]	1.0-1.9 [.039-.075]	YES	NO	2.5 ± 0.5 [.098 ± .020]	0.71-0.86 [.028-.034]	171612-[ ]	171610-[ ]	AMP-ULTREX 2.5mm/2.54mm PITCH RECEPTACLE CONTACT	114-5077
1901957-3	0.12-0.35 [26-22]	0.9-1.5 [.035-.059]				0.59-0.73 [.023-.029]	171611-[ ]	171609-[ ]		
1901963-1	1.28-2.15 [16-14]	3.3-4.6 [.130-.180]	YES	NO	6.35 ± 1.60 [.250 ± .062]	1.68 ± 0.08 [.066 ± .003]	SOCKET PIN 350388-1 350389-1	SOCKET PIN 61626-1 61627-1	.140 MATE-N-LOK PIN AND SOCKET	114-1007
1901963-3	0.50-0.96 [20-18]	2.5-4.6 [.100-.180]				1.40 ± 0.08 [.055 ± .003]				
1976150-1	0.50-1.00 [24-20]	1.80 MAX [.071 MAX]	YES	NO	4.37 ± 0.25 [.172 ± .010]	0.94 ± 0.05 [.037 ± .002]	–	86497-2 86008-1	HI PRESSURE AMPMODU (INVERTED)	114-25010
	0.21-0.56 [32-26]	1.27 MAX [.050 MAX]				0.978 ± 0.050 [.0385 ± .0020]				
2217748-1	0.80-0.50 [18-20]	1.7-2.7 [.067-.106]	YES	NO	5.10 ± 0.40 [.200 ± .016]	1.22 ± 0.05 [.048 ± .002]	770854-1	770520-1	AMPSEAL	114-16016
	1.40 [16]					1.40 ± 0.050 [.055 ± .0020]				

1 LIST OF APPLIED CONTACT PART NUMBERS MAY NOT BE COMPLETE AND IS SUBJECT TO CHANGE. FOR CURRENT INFORMATION ON TERMINAL PART NUMBERS, CONTACT THE TOOLING ASSISTANCE CENTER : 1-800-722-1111.

2. AMP, CERTI-CRIMP & AMP-BLADE ARE TRADEMARKS.

3 -1 IS A CERTI-CRIMP II HAND TOOL ASSEMBLY. -3 IS A CERTI-CRIMP II HEAD SUB-ASSEMBLY.

4. THE HAND TOOL INSTRUCTION SHEET, ALSO KNOWN AS AN "IS", FOR MOST CERTI-CRIMP II TOOLS USE IS 408-8547. IF THE TOOL HAS A FLIP LOCATOR USE IS 408-10414. THE 91538-1 AND -3 TOOL USE IS 408-10274.

CERTI-CRIMP II DATA SHEET

P	LTR	REVISION RECORD	DATE	DWN	APVD
	–	SEE SHEET 1	–	–	–

DIMENSIONS: mm

TOLERANCES UNLESS OTHERWISE SPECIFIED:
0 PLC ± –
1 PLC ± –
2 PLC ± –
3 PLC ± –
4 PLC ± –
ANGLES ± –
SURFACE TEXTURE –√

DWN M. YOUNGER	21FEB2012	MATERIAL – –	HEAT TREAT – –
CHK B.A.WOLFE	22FEB2012	TE Connectivity	
APVD B.A. WOLFE	22FEB2012		
NAME CERTI-CRIMP II TOOL DATA SHEET MISCELLANEOUS CONTACTS			
SCALE –	SIZE A1	DRAWING NO 1583011	SHEET 4 OF 8 REV F13

LOC A
DIST 00

3308-8 (3/11)

DWG NO 1583011

THIS DRAWING IS A CONTROLLED DOCUMENT.

THIS INFORMATION IS CONFIDENTIAL AND PROPRIETARY TO TYCO ELECTRONICS CORPORATION AND ITS WORLDWIDE SUBSIDIARIES AND AFFILIATES (COLLECTIVELY "TE"). IT MAY BE DISCLOSED TO OTHERS OTHER THAN TE PERSONNEL, WITHOUT AUTHORIZATION FROM TE (www.TE.com).

USED ON —

TOOL NUMBER 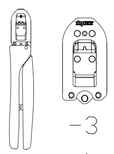 -1 △3 -3	WIRE SIZE mm^2 [AWG] 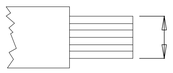	INSULATION DIAMETER mm [in.] 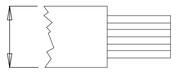	INSUL. ADJ.	FLIP LOCATOR 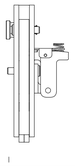	STRIP LENGTH mm [in.] 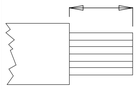	CRIMP HEIGHT mm [in.]	CONTACT PART NUMBERS △1 LOOSE PIECE 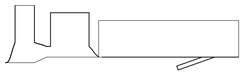	STRIP FORM 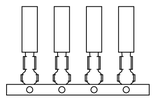	CONTACT DESCRIP.	APPLIC. SPECIF.
1901557-1	0.50-0.56 [20]	2.20-2.60 [.087-.102]	NO	NO	4.0-5.0 [.157-.197]	1.285 ± 0.065 [.0505 ± .0025]	170112 170113	170099-2 170100-2	.079 (2.0mm) DIA PIN & RECEPTACLE	114-5019
	0.75-0.89 [18]					1.310 ± 0.090 [.0515 ± .0035]				
1901557-3	1.25-1.42 [16]	2.70-3.50 [.106-.138]	NO	NO	4.5-7.0 [.177-.276]	1.645 ± 0.050 [.0652 ± .0020]	170292 170293 171654	170279-1 170280-1 172786-1	.079 (2.0mm) DIA PIN & RECEPTACLE, LANCELESS	114-5039
	2.00-2.27 [14]					1.690 ± 0.090 [.0665 ± .0035]				
1976577-1	0.80-1.24 [20-18]	1.37-1.88 [.054-.074]	NO	NO	2.92-3.68 [.115-.145]	1.35 ± 0.05 [.053 ± .002]	66169	66144	AMP-TAB CONTACTS	108-5039
1976577-3	0.40-0.64 [26-22]	0.89-1.37 [.035-.054]				0.94 ± 0.50 [.037 ± .002]	66168	66143		
2031245-1	0.50-0.90 [20-18]	1.27-1.65 [.050-.065]	NO	NO	3.18-3.96 [.125-.156]	1.029 ± 0.051 [.0405 ± .002]	167730-1	–	AMP-LEAF	114-9003
2031245-3	0.20-0.40 [24-22]	0.89-1.40 [.035-.055]				0.775 ± 0.051 [.0305 ± .002]	164715-1	–		
2031200-1 2031200-3	0.20-0.22 [24]	1.02 [.040]	NO	NO	3.56 ± 0.39 [.140 ± .015]	0.84 ± 0.05 [.033 ± .002]	60789 61276	60598 61119	.058 DIA PC CONTACT	114-1008
2063834-1 2063834-3	0.5-0.6 [20]	1.8-2.1 [.071-.083]	YES	NO	4.00-5.00 [.157-.197]	0.89-1.05 [.035-.041]	179419-1 179420-1 1376702-1	–	.040 III UNSEALED RECEPTACLE CONTACT	114-5217
	0.8-0.9 [18]					0.89-1.08 [.035-.043]				
	1.25-14.42 [16]	1.8-2.2 [.071-.087]				1.06-1.40 [.042-.055]				
2063850-1 2063850-3	0.30-0.89 [22-18]	1.1-1.8 [.043-.071]	YES	NO	4.00-5.00 [.157-.197]	0.78-1.15 [.031-.045]	1376700 1376701	316836 316837	.040 III UNSEALED RECEPTACLE CONTACT	114-5217
2063811-1 2063811-3	-	0.9-3.5 [.036-.138]	NO	NO	-	-	328854 328858 328855 328859 328856 328860 328857 328861	–	PRE-INSULATED SPARE WIRE CAP	-
2063857-1 △4	22 OR 20 OR (2)24	1.52-2.29 [.060-.090]	NO	NO	3.56±0.40 [.140±.015]	0.94 ± 0.05 [.037 ± .002]	640024-1	640259-1	.058 DIA PC CONTACT	114-1008
	18 OR (2)20 OR (2)22					1.24 ± 0.05 [.049 ± .002]				

△1 LIST OF APPLIED CONTACT PART NUMBERS MAY NOT BE COMPLETE AND IS SUBJECT TO CHANGE. FOR CURRENT INFORMATION ON TERMINAL PART NUMBERS, CONTACT THE TOOLING ASSISTANCE CENTER : 1-800-722-1111.

2. AMP, CERTI-CRIMP & AMP-BLADE ARE TRADEMARKS.

△3 -1 IS A CERTI-CRIMP II HAND TOOL ASSEMBLY. -3 IS A CERTI-CRIMP II HEAD SUB-ASSEMBLY.

△4 THE HAND TOOL INSTRUCTION SHEET, ALSO KNOWN AS AN "IS", FOR MOST CERTI-CRIMP II TOOLS USE IS 408-8547. IF THE TOOL HAS A FLIP LOCATOR USE IS 408-10414. THE 91538-1 AND -3 TOOL USE IS 408-10274.

CERTI-CRIMP II DATA SHEET

P	LTR	REVISION RECORD	DATE	DWN	APVD
	–	SEE SHEET 1	–	–	–

DIMENSIONS: mm

TOLERANCES UNLESS OTHERWISE SPECIFIED:
0 PLC ± –
1 PLC ± –
2 PLC ± –
3 PLC ± –
4 PLC ± –
ANGLES ± –
SURFACE TEXTURE √

DWN M. YOUNGER	21FEB2012	MATERIAL – –	HEAT TREAT – –
CHK B.A.WOLFE	22FEB2012	TE Connectivity	
APVD B.A. WOLFE	22FEB2012		
NAME CERTI-CRIMP II TOOL DATA SHEET MISCELLANEOUS CONTACTS			
SCALE –	SIZE A1	DRAWING NO 1583011	SHEET 5 OF 8 REV F13

LOC A DIST 00

3308-8 (3/11)

THIS DRAWING IS A CONTROLLED DOCUMENT. DWG NO 1583011

THIS INFORMATION IS CONFIDENTIAL AND PROPRIETARY TO TYCO ELECTRONICS CORPORATION AND ITS WORLDWIDE SUBSIDIARIES AND AFFILIATES. IT MAY NOT BE DISCLOSED TO ANYONE OUTSIDE THAN TE PERSONNEL, WITHOUT AUTHORIZATION FROM TE (www.TE.com).

USED ON —

TOOL NUMBER	WIRE SIZE mm² [AWG]	INSULATION DIAMETER mm [in.]	INSUL. ADJ.	FLIP LOCATOR	STRIP LENGTH mm [in.]	CRIMP HEIGHT mm [in.]	CONTACT PART NUMBERS 1 LOOSE PIECE	CONTACT PART NUMBERS 1 STRIP FORM	CONTACT DESCRIP.	APPLIC. SPECIF.
2119536-1 2119536-3	0.03 [32]	0.4-0.7 [.016-.028]	YES	YES	1.0-1.2 [.04-.05]	0.405 ± 0.025 [.0159 ± .0010]	–	1734597-1	1.0 WIRE TO BOARD CONNECTOR	114-57020
	0.50-0.06 [30]	0.5-0.8 [.020-.031]				0.419 ± 0.025 [.0165 ± .0010]				
	0.08-0.09 [28]					0.460 ± 0.025 [.0181 ± .0010]				
2119537-1 2119537-3	0.03 [32]	0.9-1.2 [.035-.047]	YES	YES	0.9-1.3 [.04-.05]	0.485 ± 0.025 [.0190 ± .0010]	–	1734193-1	1.25 WIRE TO BOARD CONNECTOR	114-57016
	0.05-0.06 [30]					0.505 ± 0.025 [.0200 ± .0010]				
	0.08-0.09 [28]					0.535 ± 0.025 [.0210 ± .0010]				
2119538-1 2119538-3	0.05-0.06 [30]	.089-1.50 [.035-.059]	NO	YES	1.9-2.5 [.08-.10]	0.550 ± 0.025 [.022 ± .0010]	–	1775442-1	2.0 WIRE TO BOARD CONNECTOR	114-57011
	0.08-0.12 [28-26]					0.550 ± 0.025 [.022 ± .0010]				
	0.20 [24]					0.580 ± 0.025 [.023 ± .0010]				
2119539-1 2119539-3	0.05 [30]	.089-1.50 [.035-.059]	YES	YES	1.9-2.5 [.08-.10]	0.545 ± 0.025 [.0215 ± .0010]	–	440132-1 1735801-1	2.0 WIRE TO BOARD CONNECTOR	114-57011
	0.08-0.14 [28-26]					0.584 ± 0.025 [.023 ± .0010]				
	0.22 [24]					0.645 ± 0.025 [.0255 ± .0010]				
1752794-1	0.20-0.35 [24-22]	-	NO	NO	3.1-3.6 [.12-.14]	0.94 ± 0.05 [.037±.002]	–	42869-6	.040 PIN RECEPT	114-2083
	0.50-0.56 [20]	-				1.07 ± 0.05 [.042±.002]				
1976156-1	.013 [26]	0.80-0.95 [.031-.037]	NO	YES	3.25-3.55 [.13-.14]	0.61 ±0.025 [.024±.001]	1-211449-1 1-211449-2 1-211449-6	1-1703930-1 1-1703930-2 1-1703930-6	NANO MQS	114-18858
	0.20-0.22 [24]	.090-1.20 [0.35-.047]				0.66±0.025 [.026±.001]				
1976157-1	0.35 [22]	1.0-1.2 [.039-.047]	NO	YES	3.25-3.55 [.13-.14]	0.82 ±0.025 [.032±.001]	1-2112449-1 1-2112449-2 1-2112449-6	1-1703930-1 1-1703930-2 1-1703930-6	NANO MQS	114-18858
	0.35 [22]	1.2-1.3 [.047-.051]				0.82±0.025 [.032±.001]				

1. LIST OF APPLIED CONTACT PART NUMBERS MAY NOT BE COMPLETE AND IS SUBJECT TO CHANGE. FOR CURRENT INFORMATION ON TERMINAL PART NUMBERS, CONTACT THE TOOLING ASSISTANCE CENTER : 1-800-722-1111.

2. AMP, CERTI-CRIMP & AMP-BLADE ARE TRADEMARKS.

3. -1 IS A CERTI-CRIMP II HAND TOOL ASSEMBLY. -3 IS A CERTI-CRIMP II HEAD SUB-ASSEMBLY.

4. THE HAND TOOL INSTRUCTION SHEET, ALSO KNOWN AS AN "IS", FOR MOST CERTI-CRIMP II TOOLS USE IS 408-8547. IF THE TOOL HAS A FLIP LOCATOR USE IS 408-10414. THE 91538-1 AND -3 TOOL USE IS 408-10274.

P	LTR	REVISION RECORD	DATE	DWN	APVD
	—	SEE SHEET 1	—	—	—

DIMENSIONS: mm

TOLERANCES UNLESS OTHERWISE SPECIFIED:
0 PLC ± –
1 PLC ± –
2 PLC ± –
3 PLC ± –
4 PLC ± –
ANGLES ± –
SURFACE TEXTURE

CERTI-CRIMP II DATA SHEET

DWN M. YOUNGER 21FEB2012
CHK B.A.WOLFE 22FEB2012
APVD B.A. WOLFE 22FEB2012
MATERIAL – – –
HEAT TREAT – –

TE Connectivity

NAME CERTI-CRIMP II TOOL DATA SHEET MISCELLANEOUS CONTACTS

SCALE – SIZE A1 DRAWING NO 1583011 SHEET 6 OF 8 REV F13

LOC A
DIST 00

3308-8 (3/11)

DWG NO 1583011

THIS DRAWING IS A CONTROLLED DOCUMENT.

THIS INFORMATION IS CONFIDENTIAL AND PROPRIETARY TO TYCO ELECTRONICS CORPORATION AND ITS WORLDWIDE SUBSIDIARIES AND AFFILIATES (COLLECTIVELY "TE"). IT MAY BE DISCLOSED TO ANY PERSON OTHER THAN TE PERSONNEL, WITHOUT AUTHORIZATION FROM TE (www.TE.com).

USED ON —

TOOL NUMBER 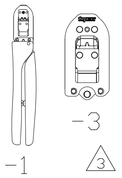 -1 △3 -3	WIRE SIZE mm² [AWG] 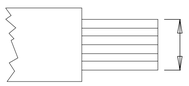	INSULATION DIAMETER mm [in.] 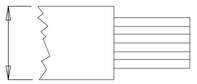	INSUL. ADJ.	FLIP LOCATOR 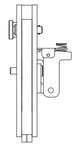	STRIP LENGTH mm [in.] 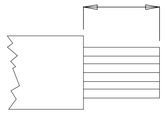	CRIMP HEIGHT mm [in.]	CONTACT PART NUMBERS △1 LOOSE PIECE 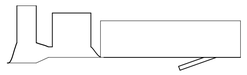	STRIP FORM 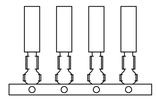	CONTACT DESCRIP.	APPLIC. SPECIF.
2217655-1	0.32-0.38 [22]	1.7-2.9 [.67-.114]	YES	NO	2.69-3.30 [.106-.130]	1.00 ± 0.05 [.039 ±.002]	1744395-1	1744144-1	ECONOMY POWER II	114-13265
	0.50-0.60 [20]					1.10 ± 0.05 [.043 ±.002]				
	0.81-0.89 [18]					1.15 ± 0.05 [.043 ±.002]				
2217660-1	0.50-0.60 [20]	1.7-2.9 [.67-.114]	YES	NO	2.46-2.84 [.097-.112]	1.12 0.05 .044 ±.002]	1744396-1	1744201-1	ECONOMY POWER II	114-13265
	0.81-0.89 [18]					1.27 ± 0.05 [.050 ±.002]				
	1.25-1.42 [16]					1.47 ± 0.05 [.058 ±.002]				
2217742-1	0.50-0.90 [20-18]	1.85-2.29 [.073-.090]	YES	NO	3.18-3.56 [.125-.156]	1.092±0.051 [.043±.002]	583875-3 583875-6 5-583875-6	583875-2 583875-5 5-583875-5	TWIN LEAF CONTACT	114-9004
	1.25-1.42 [16]					1.346±0.051 [.053±.002]				
2217754-1	0.30-1.00 [2X22-1X18]	2X22=3.05 MAX [.120 MAX]	NO	NO	3.18-3.56 [.125-.156]	1.1304±0.038 [.0445±.0015]	42840-[ ] 583272-[ ] 583989-[ ]	42717-[ ] [ ]-583361-[ ] 60030-[ ] 58355-[ ] 583271-[ ] [ ]-583989-[ ]	AMP LEAF CONTACT	114-9003
	0.30-0.60 [22-20]	1X18=1.65-2.03 [.065-.080]				0.9779±0.0381 [.0385±.0015]				
2217766-1	0.32-0.60 [22-20]	1.27-2.54 [.50-.100]	YES	NO	3.96 [.156]	1.02 ± 0.05 [.040±.002]	87278-[ ]	87269-[ ]	LOCKING CLIP CONTACT .031 X .062	114-25008
	0.80-0.90 [18]					1.22± 0.05 [.048±.002]				
2280413-1	0.85-0.87 [18]	–	NO	YES	1.60 [.063]	1.15 ± 0.05 [.0153 ±.002]	–	RECPT-2271279-[ ] PIN-2271283-[ ] GROUND-2271285-[ ]	MICRO MOTOR CONN.	114-5377
	0.51-0.53 [20]			1 RECPT.		1.00 ± 0.05 [.0394 ± .002]				
	0.34-0.37 [22]			2 PIN 3 GROUND		0.85± 0.05 [.0335 ± .002]				
2217746-1	0.50-1.40 [2X20-2X18-16]	4.06 MAX [.160 MAX]	NO	NO	3.56±0.38 [.140±.015]	1.384±0.051 [.0545±.0020]	42840-3 66028-3 [ ]-583989-[ ] 583991-3	42717-3 60082-1 [ ]-583361-[ ] 1-60082-3 60151-[ ] 66028-1 42840-1 1-66028-3 1-42840-3 1-42840-4	AMP LEAF CONTACT	114-9003
	0.50-0.60 [20]	1.40-2.03 [.055-.080]				1.054 ±0.038 [.0415±.0015]				
2217743-1	0.40-1.00 [21-8/2X22]	3.05 MAX [.120 MAX]	NO	NO	3.56±0.38 [.140±.015]	1.029 ±0.038 [.0405±.0015]	42840-3 583268-[ ]	42717-1 583272-[ ] 42702-1 583990-[ ] 583267-[ ] 583991-[ ] 583271-[ ] 583989-[ ]	AMP LEAF CONTACT	114-9003
	0.10-0.40 [26-22]	1.27-1.53 [.050-.060]				0.775 ±.0038 [.0305±.0015]				

△1 LIST OF APPLIED CONTACT PART NUMBERS MAY NOT BE COMPLETE AND IS SUBJECT TO CHANGE. FOR CURRENT INFORMATION ON TERMINAL PART NUMBERS, CONTACT THE TOOLING ASSISTANCE CENTER : 1-800-722-1111.

2. AMP, CERTI-CRIMP & AMP-BLADE ARE TRADEMARKS.

△3 -1 IS A CERTI-CRIMP II HAND TOOL ASSEMBLY. -3 IS A CERTI-CRIMP II HEAD SUB-ASSEMBLY.

4. THE HAND TOOL INSTRUCTION SHEET, ALSO KNOWN AS AN "IS", FOR MOST CERTI-CRIMP II TOOLS USE IS 408-8547. IF THE TOOL HAS A FLIP LOCATOR USE IS 408-10414. THE 91538-1 AND -3 TOOL USE IS 408-10274.

P	LTR	REVISION RECORD	DATE	DWN	APVD
	–	SEE SHEET 1	–	–	–

DIMENSIONS: mm

TOLERANCES UNLESS OTHERWISE SPECIFIED:
0 PLC ± –
1 PLC ± –
2 PLC ± –
3 PLC ± –
4 PLC ± –
ANGLES ± –
SURFACE TEXTURE –√

CERTI-CRIMP II DATA SHEET

DWN M. YOUNGER	21FEB2012	MATERIAL – –	HEAT TREAT – –
CHK B.A.WOLFE	22FEB2012	TE Connectivity	
APVD B.A. WOLFE	22FEB2012		
NAME CERTI-CRIMP II TOOL DATA SHEET MISCELLANEOUS CONTACTS			
SCALE –	SIZE A1	DRAWING NO 1583011	SHEET 7 OF 8 REV F13

LOC A
DIST 00

3308-8 (3/11)

DWG NO 1583011

THIS DRAWING IS A CONTROLLED DOCUMENT.

THIS INFORMATION IS CONFIDENTIAL AND PROPRIETARY TO TYCO ELECTRONICS CORPORATION AND ITS WORLDWIDE SUBSIDIARIES AND AFFILIATES. IT MAY BE DISCLOSED TO ANYONE OTHER THAN TE PERSONNEL, WITHOUT AUTHORIZATION FROM TE (www.TE.com).

TOOL NUMBER	WIRE SIZE mm^2 [AWG]	INSULATION DIAMETER mm [in.]	INSUL. ADJ.	FLIP LOCATOR	STRIP LENGTH mm [in.]	CRIMP HEIGHT mm [in.]	CONTACT PART NUMBERS 1		CONTACT DESCRIP.	APPLIC. SPECIF.
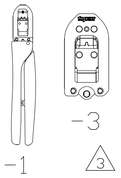	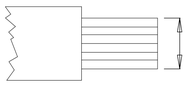	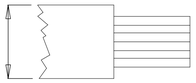		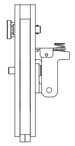	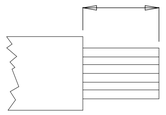		LOOSE PIECE 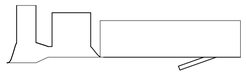	STRIP FORM 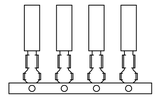		
2217763-1	0.30-0.60 (22-20)	1.02-2.04 (.040-.080)	NO	NO	3.3 ± 0.4 (.130 ± .015)	1.067±0.038 (.042 ± .0015)	66010-2	66005	AMP BLADE RECEPT.	108-9201
	0.12-0.20 (26-24)	1.02-1.53 (.040-.060)				0.813±0.038 (.032 ± .0015)	66011-2	66009		
2217748-1	0.80-0.50 [18-20]	1.7-2.7 [.067-.106]	YES	NO	5.10 ± 0.40 [.200 ± .016]	1.22 ± 0.05 [.048 ± .002]	770854-1	770520-1	AMPSEAL	114-16016
	1.40 [16]					1.40 ± 0.05 [.055 ± .002]				
2217753-1	1.4-2.1 [16-14]	2.26-3.18 [.089-.125]	NO	NO	5.08 ± 0.40 [.200 ± .016]	1.55 ± 0.05 [.061 ± .002]	–	776491-[ ] 638112-[ ]	HDSF SIZE 16 PIN & SOCKET	114-13045
	0.90 [18]					1.37 ± 0.05 [.054 ± .002]				

-1 -3 3

USED ON –

P	LTR	REVISION RECORD	DATE	DWN	APVD
	–	SEE SHEET 1	–	–	–

DIMENSIONS: mm

TOLERANCES UNLESS OTHERWISE SPECIFIED:
0 PLC ± –
1 PLC ± –
2 PLC ± –
3 PLC ± –
4 PLC ± –
ANGLES ± –
SURFACE TEXTURE –

DWN M. YOUNGER	21FEB2012	MATERIAL – –	HEAT TREAT – –
CHK B.A.WOLFE	22FEB2012	TE Connectivity	
APVD B.A. WOLFE	22FEB2012		
NAME CERTI-CRIMP II TOOL DATA SHEET MISCELLANEOUS CONTACTS			
SCALE –	SIZE A1	DRAWING NO 1583011	SHEET 8 OF 8 REV F13

LOC A
DIST 00

3308-8 (3/11)

THIS DRAWING IS A CONTROLLED DOCUMENT. DWG NO 1583011

THIS INFORMATION IS CONFIDENTIAL AND PROPRIETARY TO TYCO ELECTRONICS CORPORATION AND ITS WORLDWIDE SUBSIDIARIES AND AFFILIATES (COLLECTIVELY "TE"). REVISION TO, USAGE OR DISCLOSURE THAN TE PERSONNEL, WITHOUT AUTHORIZATION FROM TE (www.TE.com).