
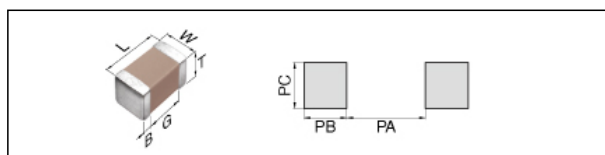


CGA5L1X7R1E106K160AC (TDK item description : CGA5L1X7R1E106KT****)

Applications		Automotive Grade
Feature	General AEC-Q200	General (Up to 50V) AEC-Q200
Series	CGA5(3216) [EIA CC1206]	



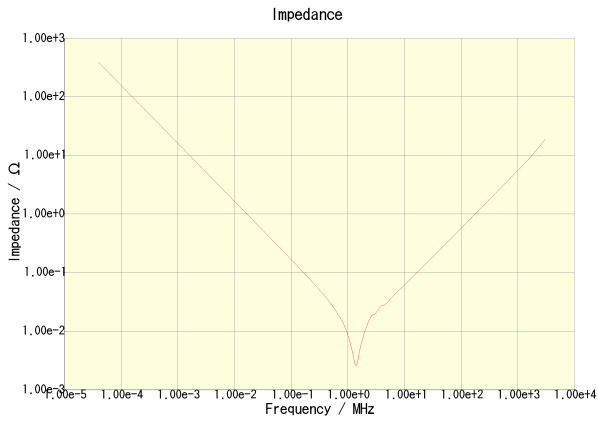
Size	
Length(L)	3.20mm +0.30/-0.10mm
Width(W)	1.60mm +0.30/-0.10mm
Thickness(T)	1.60mm +0.30/-0.10mm
Terminal Width(B)	0.20mm Min.
Terminal Spacing(G)	1.00mm Min.
Recommended Land Pattern(PA)	2.10 to 2.50mm (Flow Soldering) 2.00 to 2.40mm (Reflow Soldering)
Recommended Land Pattern(PB)	1.10 to 1.30mm (Flow Soldering) 1.00 to 1.20mm (Reflow Soldering)
Recommended Land Pattern(PC)	1.00 to 1.30mm (Flow Soldering) 1.10 to 1.60mm (Reflow Soldering)
Recommended Slit Pattern(SD)	

Electrical Characteristics	
Capacitance	10uF +/-10%
Rated Voltage	25Vdc
Temperature Characteristic	X7R(+/-15%)
Dissipation Factor	7.5% Max.
Insulation Resistance	50MΩ Min.

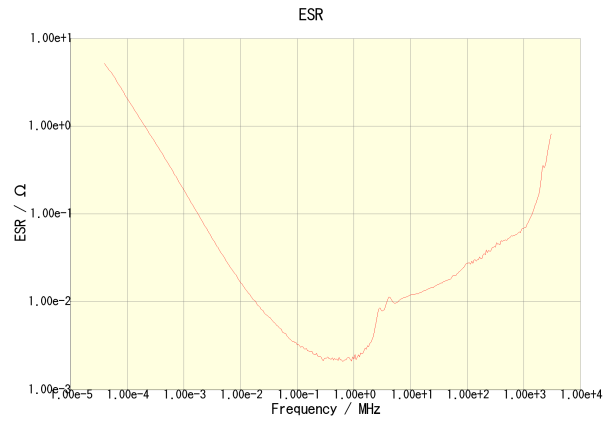
Other	
Soldering Method	Reflow, Flow
AEC Q200	Yes
Packing	Blister (Plastic)Taping [180mm Reel]
Package Quantity	2000Pcs Min.

CGA5L1X7R1E106K160AC

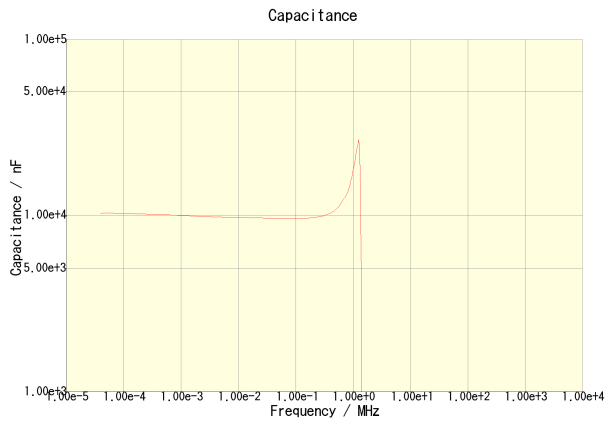
Characteristic Graphs (This is reference data, and does not guarantee the product's characteristics.)



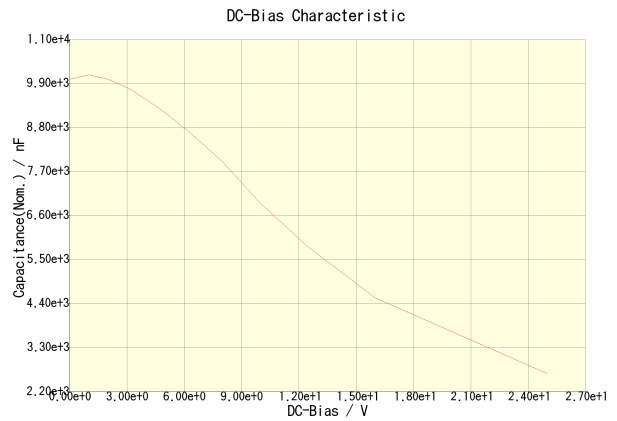
CGA5L1X7R1E106K160AC



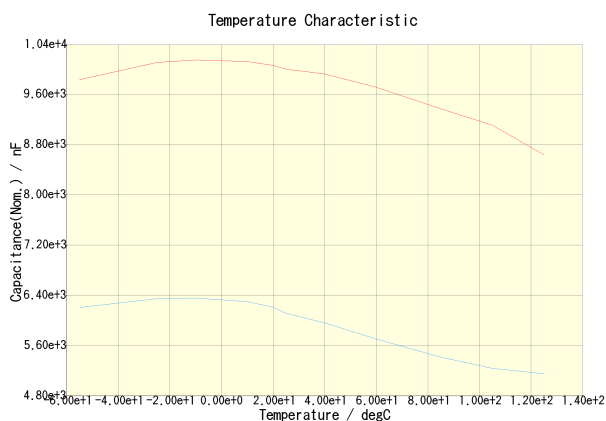
CGA5L1X7R1E106K160AC



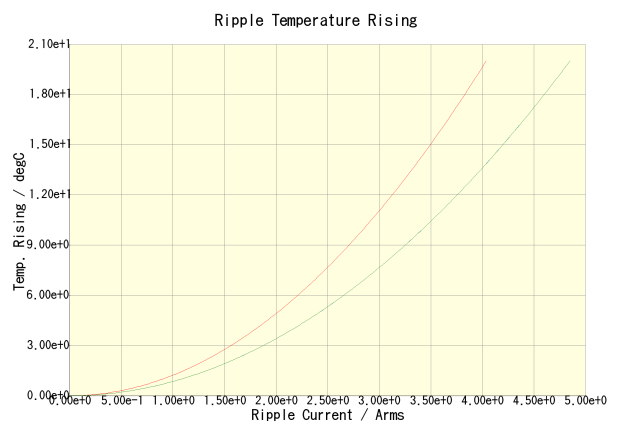
CGA5L1X7R1E106K160AC



CGA5L1X7R1E106K160AC



CGA5L1X7R1E106K160AC(DC Bias = 0V) CGA5L1X7R1E106K160AC(DC Bias = 12.5V)



CGA5L1X7R1E106K160AC(100kHz) CGA5L1X7R1E106K160AC(500kHz)
CGA5L1X7R1E106K160AC(1MHz)