

8

7

6

5

4

3

2

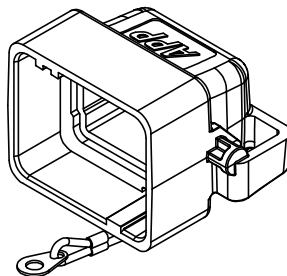
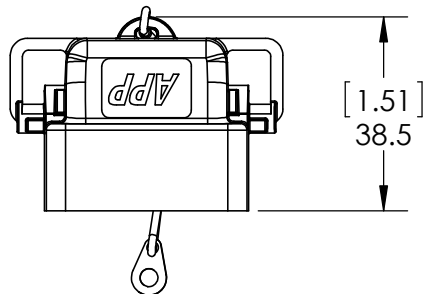
1

THE INFORMATION CONTAINED IN THIS DRAWING IS THE SOLE PROPERTY OF ANDERSON POWER PRODUCTS. ANY REPRODUCTION IN PART OR WHOLE WITHOUT THE WRITTEN PERMISSION OF ANDERSON POWER PRODUCTS IS PROHIBITED.

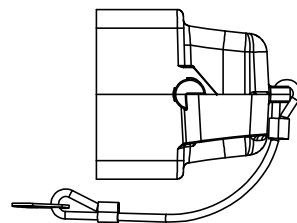
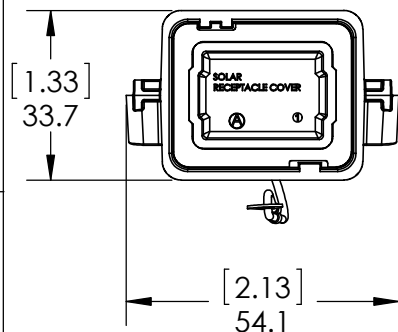
Copyright 2011

ANDERSON POWER PRODUCTS RESERVES THE RIGHT TO ALTER PRODUCT TYPES, THEIR TECHNICAL DATA, DIMENSION, STYLE AND ACCESSORIES WITHOUT PRIOR NOTIFICATION.

D



C



B

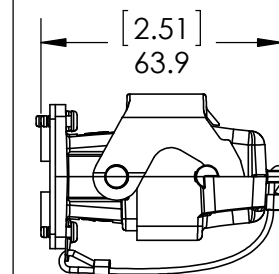
NOTES:

1. MATERIAL
 - A. COVER - PBT-PC BLEND, BLACK
 - B. GASKET - SILICONE SPONGE, ORANGE
 - C. LANYARD - NYLON CORD, TIN AND CHROME PLATED COPPERY ALLOY
2. REFER TO ASSEMBLY INSTRUCTIONS
3. FOR USE WITH PK2-050B04

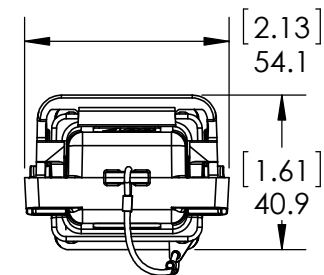
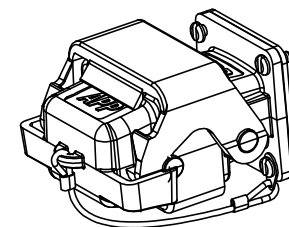
A




2	ECRN 14894	JHN	7/20/2011
1	ECRN 14939	CMS	7/14/2011
REV.	DESCRIPTION	APPRV	DATE

REVISIONS



MATED TO PANEL MOUNT RECEPTACLE KIT, PK2-050B04. PANEL MOUNT RECEPTACLE KIT NOT INCLUDED.



DIMENSIONS ARE IN:		MM [INCH]		APPROVALS		 ANDERSON POWER PRODUCTS											
UNLESS OTHERWISE STATED				DRAWN													
TOLERANCES: DECIMALS (INCH) DECIMALS (MM) ANGLES .XX ± .02 .X ± .5 ±2°				JHN		5/18/2011											
				CHECKED		5/20/2011											
SURFACE FINISH: MACHINED 128µin [3.2µ] MOLDED 64µin [1.6µ]				MFG APPRV		TITLE SOLAR SPEC PAK™ 4 POSITION PANEL MOUNT RECEPTACLE COVER KIT, PK9-050, SALES OUTLINE											
				CHB				5/19/2011									
MATERIAL: SEE NOTES				QC APPRV				SIZE A		DWG NO. 115047S1		REV. 2					
				UFN										5/20/2011			
FINISH:				ENG APPRV		SCALE NONE								CADFILE 03338		SHEET 1 OF 1	
				BD													
						-CAD GENERATED DRAWING- DO NOT MANUALLY UPDATE DO NOT SCALE											
		1st ANGLE PERS. SECTION															



-CAD GENERATED DRAWING- DO NOT MANUALLY UPDATE DO NOT SCALE

NONE

03338

1 OF 1

8

7

6

5

4

3

2

1