


SERIES 90B AND 90GB

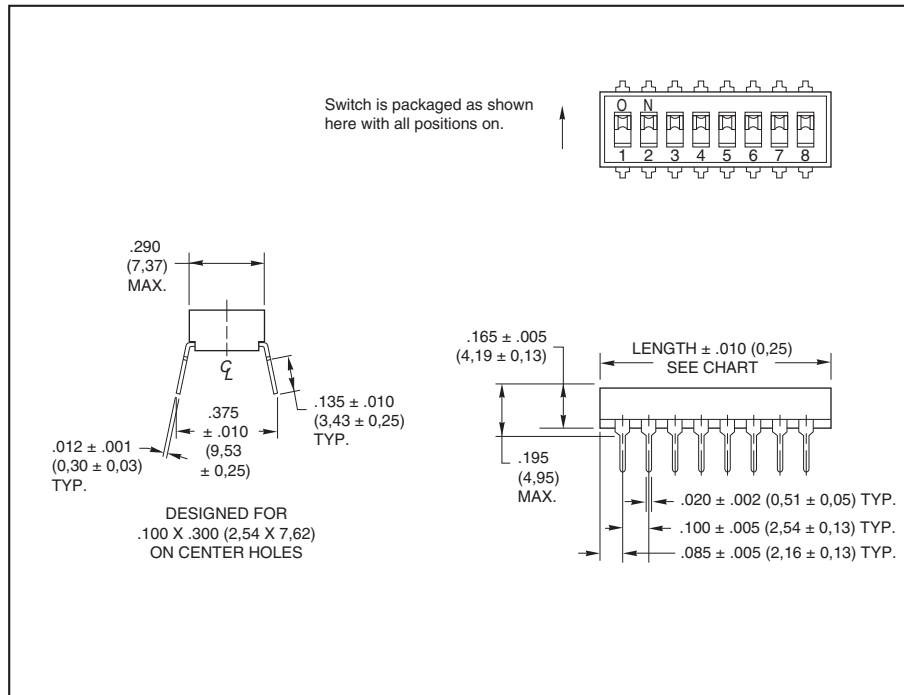
Machine Insertable MIDIP

FEATURES

- Tested for TO-116 Equipment
- Up to 10 Positions
- High Pressure, Reliable Contacts
- Molded (Sealed) Base and Optional Top Seal
- RoHS Compliant

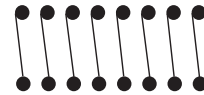


DIMENSIONS In inches (and millimeters)

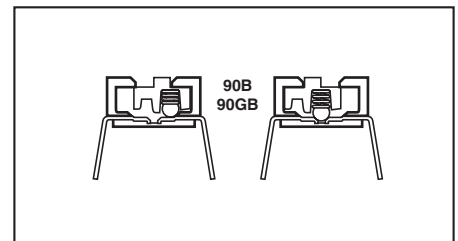


CIRCUITRY

As viewed from the top of the switch in the positions shown in the drawing.



CONTACT SYSTEM



ORDERING INFORMATION: Tube Packaging (Each tube is 19.5 inches long)

No. of Positions	Length Inches	Length Metric	Number Per Tube	Part Number	
2	.270"	6,9 mm	60	90B02ST	90GB02ST
3	.370"	9,4 mm	47	90B03ST	90GB03ST
4	.470"	11,9 mm	37	90B04ST	90GB04ST
5	.570"	14,5 mm	31	90B05ST	90GB05ST
6	.670"	17,0 mm	26	90B06ST	90GB06ST
7	.770"	19,6 mm	23	90B07ST	90GB07ST
8	.870"	22,1 mm	20	90B08ST	90GB08ST
9	.970"	24,6 mm	18	90B09ST	90GB09ST
10	1.070"	27,2 mm	16	90B10ST	90GB10ST

*The "S" in the part number denotes top tape seal versions. To order without top tape seal, leave the "S" off the part number when ordering.

**Style "GB" contains 30μ gold plated terminals.

ADDITIONAL INFORMATION

Please visit our website for accessories.

Available from your local Grayhill Distributor. For prices and discounts, contact a local Sales Office, an authorized local Distributor or Grayhill.

SPECIFICATIONS: Standard Styles

Ratings	76	78	90B
Mechanical Life: Operations per switch position	2,000	2,000	2,000
Make-and-break Current Rating: Operations per switch position at these resistive loads			
1 mA, 5 Vdc; 50 mA, 30 Vdc; or 150 mA, 30 Vdc:	2,000	2,000	—
10 mA, 30 Vdc; or 10 mA, 50 mVdc:	—	—	2,000
10 mA, 50 mVdc; or 25 mA, 24 Vdc; or 100 mA, 6 Vdc:	—	—	2,000
Contact Resistance: Initially:	≤ 30 mΩ	≤ 30 mΩ	≤ 20 mΩ
After life, at 10 mA, 50 mVdc, open circuit:	≤ 100 mΩ	≤ 100 mΩ	≤ 100 mΩ
Insulation Resistance:			
Minimum, at 100 Vdc between adjacent closed contacts and also across open switch contacts			
Initially (Mohms):	5,000	5,000	5,000
After life (Mohms):	1,000	1,000	1,000
Dielectric Strength: Minimum voltage (AC, RMS) measured between adjacent closed contacts and also across open switch contacts.			
Initially:	750 V	750 V	500 V
After life:	500 V	500 V	500 V
Current Carry Rating: Maximum rise of 20°C	5 A	4 A	3 A
Switch Capacitance: At 1 megahertz	2 pF	2 pF	2 pF
Operating Temperature Range:	-40°C to + 85°C	-40°C to + 85°C	-40°C to + 85°C
Storage Temperature Range:	-55°C to + 85°C	-55°C to + 85°C	-55°C to + 85°C

Mechanical Ratings

Vibration Resistance: Per Method 204, Test Condition B, 1 mS opening (10 mS allowed)

Mechanical Shock: Per Method 213, Test Condition A. 1 mS opening (10 mS allowed)

Thermal Shock Resistance: Per specification; no failures; passes contact resistance.

Terminal Strength: Per specification

Thermal Aging: 1,000 hours at 85°C; no failures.

Environmental Ratings

Meets all requirements of MIL- S-83504.**

Where Grayhill performance is superior, the MIL spec is listed in parentheses.

Moisture Resistance: Per MIL-STD-202, Method 106.

Soldering Information

Series 90 MIDIP and Series 76 recessed rocker (76RSB style) sealed switches have been tested to EIA Standard RS-448-2. Similar performance can be expected from other sealed Series 76 and 78 DIP switches.

Solderability: Per MIL-STD-202, Method 208

Resistance to Soldering Heat: 76RSB: Passes EIA Standard using two, four, and six second soldering time. 90: Per MIL-S-83504, six second test.

Fluxing: Per EIA RS-448-2 with flux touching switch body.

Cleaning: 76, 78 and 90 series tape sealed products: Passes immersion test using water/detergent. Acceptable solutions include 1-1-1 trichlorethane, freon, (TF, TE, or TMS), isopropyl alcohol, detergent (140°F maximum). Terpene acceptable for Series 90 only. Solutions which are not recommended include acetone, methylene chloride, freon TMC.

Materials and Finishes

Shorting Member (Ball): Brass, gold-plated over nickel barrier.

Base Contacts: Copper alloy, gold-plated over nickel barrier.

Terminals: Copper alloy, matte tin plated over nickel barrier.

Non-Conductive Parts: Thermoplastic (UL94V-O)

Potting Material: Epoxy, 76,78 only.

Protective Cover: 76,78, only-Polycarbonate.

Tape Seal:

76, 78: Polyester film

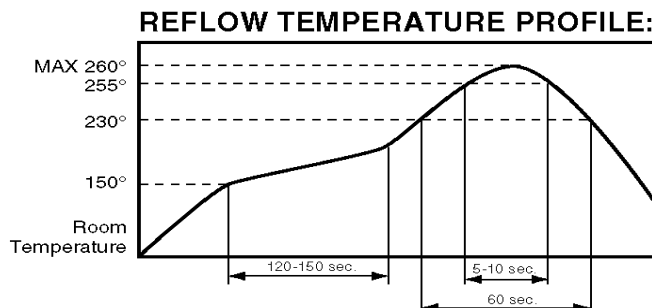
90: Polyimide film

Tape Seal Integrity: Passes gross leak test using 125°C flourinert for 20 seconds minimum. Reference MIL-STD-202, Method 112.

Recommended Soldering Conditions:

Reflow Soldering Profile:

(260°C Peak Temperature)



WAVE SOLDERING: 260°C maximum solder temperature for 5 seconds max.

** Note: 100% matte tin terminal plating does not meet MIL-S-83504 for lead content.