



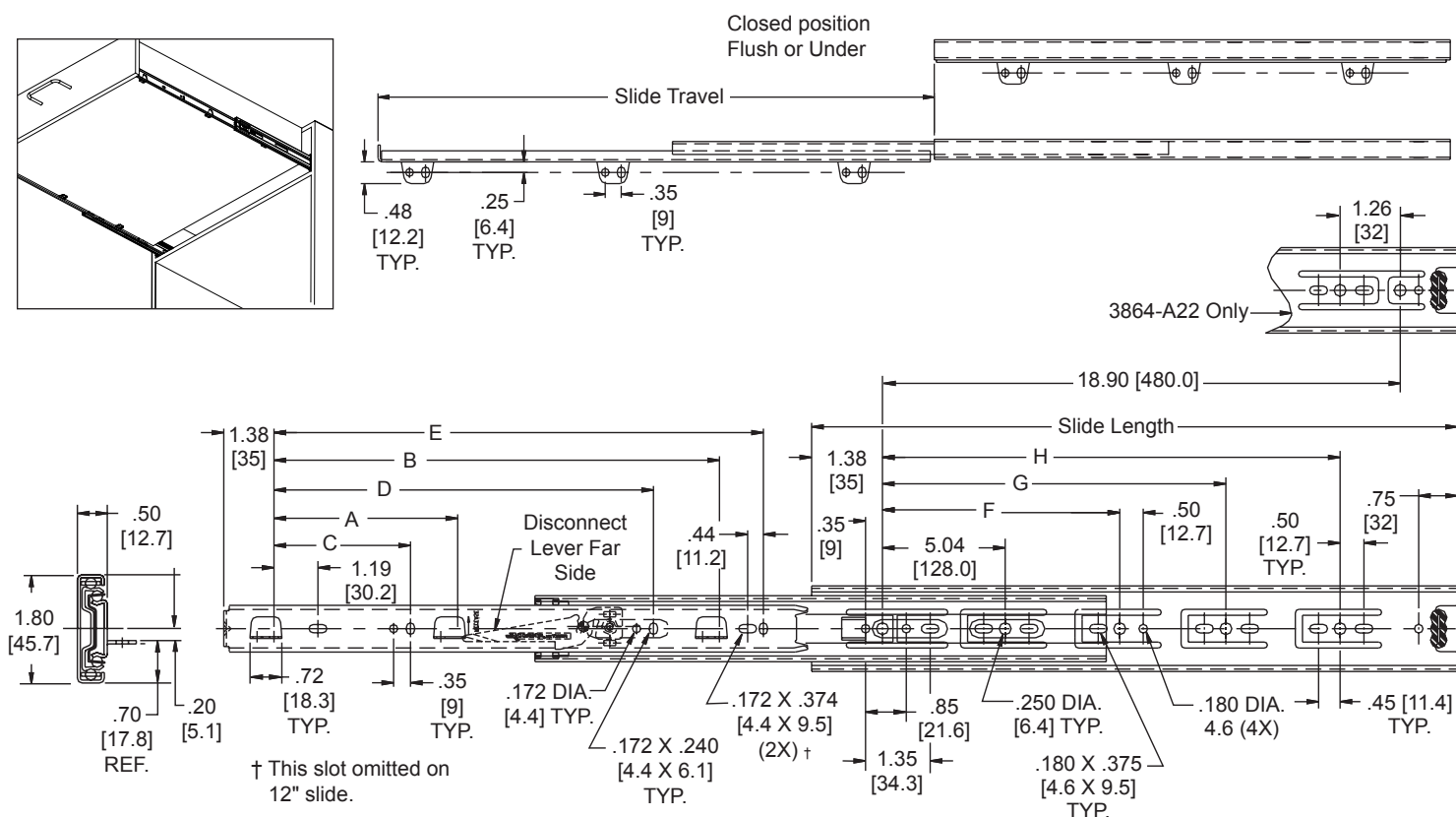
MODEL 3864-A

Box Drawer Slide with
Mounting Tabs
Up to 90 lb. [41.0 kg.] Capacity

APPLICATIONS: For use in medium-duty commercial, residential, box drawers. Easy drawer-mounting tabs. **This product is covered by U.S. (5,980,007) and various foreign patents issued and/or pending.**

3864-A QUICK REFERENCE

Side Space: (.50" +0.062/-0.0) X 2
Length: 12"-28"
Height: 1.80"
Load: 90 lbs.*



| | |
|-------------------|---|
| Finish | Clear electroplate (C),* or black electroplate finishes (CB) |
| Lengths | 12"-28" [300 mm-700 mm] |
| Travel | 1" [25.4 mm] over travel |
| Height | 1.80" [45.7 mm] |
| Load | 90 lbs. [41.0 kg.] * |
| Side Space | .50" +0.062/-0.0 [12.7 mm + 1.6/-0.0] |
| Disconnect | Front, handed lever |
| Mounting | Cabinet: Side Drawer: Lanced-out tabs |
| Hardware | Flat head 6 mm Euro System screw or #8 pan head screw |
| Features | Hold-in detent; silenced open and closed; 32 mm spacing on cabinet member holes |

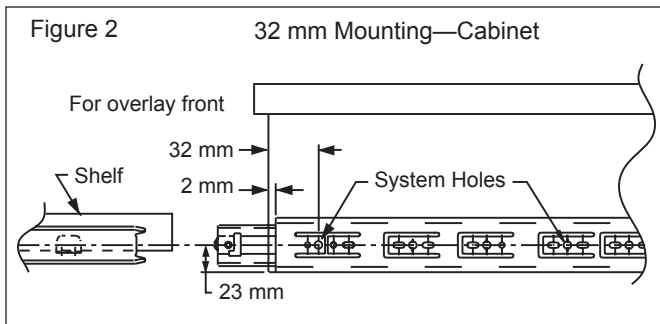
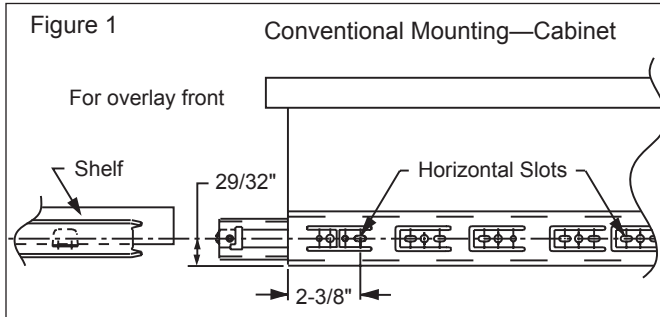
| Part Number | Slide Length | Slide Travel | A | B | C | D | E | F | G | H |
|-------------|--------------|--------------|------------|-------------|------------|-------------|-------------|------------|-------------|-------------|
| 3864-A12 | 11.81 [300] | 13.00 [330] | 5.04 [128] | | | | 9.52 [242] | 8.82 [224] | | |
| 3864-A14 | 13.78 [350] | 15.00 [381] | 5.04 [128] | | | | 11.49 [292] | 8.82 [224] | | |
| 3864-A16 | 15.75 [400] | 17.00 [432] | 5.04 [128] | 12.60 [320] | | | 13.46 [342] | 8.82 [224] | 12.60 [320] | |
| 3864-A18 | 17.72 [450] | 19.00 [483] | 5.04 [128] | 12.60 [320] | | | 15.43 [392] | 8.82 [224] | 13.86 [352] | |
| 3864-A20 | 19.69 [500] | 21.00 [533] | 8.82 [224] | 16.38 [416] | 5.04 [128] | | 17.40 [442] | 8.82 [224] | 16.38 [416] | |
| 3864-A22 | 21.65 [550] | 23.00 [584] | 8.82 [224] | 16.38 [416] | 5.04 [128] | | 19.37 [492] | 8.82 [224] | 13.86 [352] | 17.64 [448] |
| 3864-A24 | 23.62 [600] | 25.00 [635] | 8.82 [224] | 16.38 [416] | 5.04 [128] | | 21.34 [542] | 8.82 [224] | 13.86 [352] | 18.90 [480] |
| 3864-A26 | 25.59 [650] | 27.00 [686] | 8.82 [224] | 21.42 [544] | 5.04 [128] | 16.38 [416] | 23.31 [592] | 8.82 [224] | 13.86 [352] | 21.42 [544] |
| 3864-A28 | 27.56 [700] | 29.00 [737] | 8.82 [224] | 21.42 [544] | 5.04 [128] | 16.38 [416] | 25.28 [642] | 8.82 [224] | 13.86 [352] | 21.42 [544] |

* Load rating based on 18" slides mounted in a 16" wide drawer cycled 50,000.

• All finishes are RoHS compliant

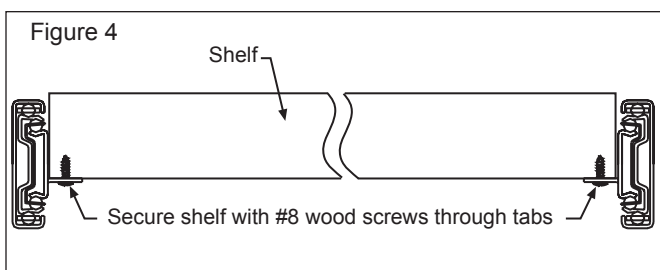
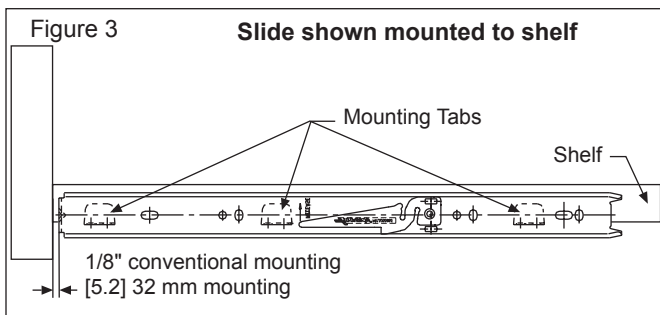
Install Cabinet Member

1. Separate slide members by lifting up the left hand disconnect lever and pushing down the right hand lever.
2. Install cabinet (large) member first. For applications with an overlay drawer front, refer to Figure 1 for conventional mounting and Figure 2 for 32 mm system mounting. For applications with an inset drawer front, set the slide back the thickness of the drawer front plus 1/8" [32 mm].



Install Shelf/Drawer Member

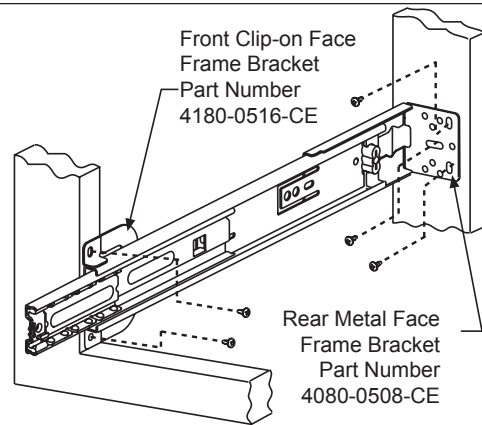
1. Cut shelf 1/8" narrower than distance between slides. Extend slide just far enough to allow access to mounting tabs. Position shelf on tabs 1/8" [3.2 mm] forward of slide ends see (Figure 3). Mark tab slits on underside of shelf. Drill 3/32" [2.3 mm] pilot holes 1/2" [12.7 mm] deep in the center of slot markings.
2. Mount the shelf/drawer on the inner member tabs using #8 wood screws. See Figures 3 and 4. For mounting tab locations, refer to the chart on front.



For the most current technical information visit www.accuride.com

Converts 3864 slides for face frame applications. Front and rear brackets easily snap on to the slide. No tools needed for installation of brackets. See Figure 5.

Figure 5



Optional Bracket Ordering Instructions

Face frame brackets are ordered as a **kit** or in **bulk**. Brackets are available in clear electroplate finish only. Mounting screws are not included.

For bracket **kits**, order part number 4180-0322-XE. Each kit contains 2 front brackets, 2 rear brackets and installation instructions. Order 1 kit per pair of slides.

For **bulk**, order 2 front brackets (part number 4180-0516-CE) and 2 rear brackets (part number 4080-0508-CE) per pair of slides.

Optional Pilaster Mounting Kit available. P/N 4180-0266-XE

Slide Ordering Instructions

Complete your slide order for Accuride model 3864-A by specifying the following:

| | | | | | |
|-----------------------|----------------|----------|---------------|-----------|----------|
| Total Required Slides | <u>10 Pair</u> | <u>C</u> | <u>3864-A</u> | <u>18</u> | <u>D</u> |
| Slide Finish | | | | | |
| Slide Model | | | | | |
| Slide Length | | | | | |
| Polybag Packaging | | | | | |

Packaging

Bulk Pack: 20 each, 10 left hand and 10 right hand slides only.

Distributor (D) Pack: All lengths are packaged 10 slides per box. Polybag includes one pair of slides with mounting screws.

Specifications

Slide members and ball retainers; Cold rolled steel
Ball bearings: Carburized steel

RoHs compliant.

Note: Specifications, materials, prices, terms, and delivery are subject to change without notice.

Accuride

ACCURIDE INTERNATIONAL INC.

12311 Shoemaker Avenue
Santa Fe Springs, CA 90670

TEL (562) 903-0200

FAX (562) 903-0208

www.accuride.com

Manufacturing, Engineering, and Sales

United States • Germany • Japan • Mexico • United Kingdom • China

Copyright © 2009 Accuride International Inc. 3700-9522(1205)-MK128-N-0509