THIS DRAWING IS UNPUBLISHED. RELEASED FOR PUBLICATION –,– .
© COPYRIGHT – BY TYCO ELECTRONICS CORPORATION. ALL INTERNATIONAL RIGHTS RESERVED.

LOC	DIST
H	—

REVISIONS

P	LTR	DESCRIPTION	DATE	DWN	APVD
	L	ECR–06–012362	23–05–06	BM	JB
	L1	ECR–08–014461	21–10–08	AEG	WRV

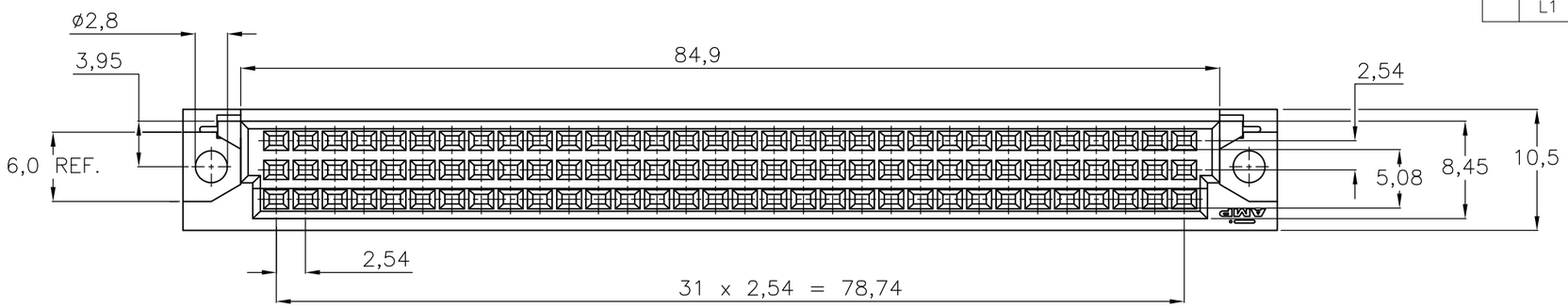

AN ASTERISK ,,X'' DENOTES A CONTACT.
VIEW FROM CONNECTOR MATING SIDE.

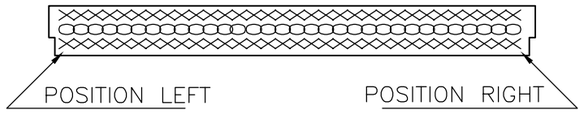

DASHNUMBER CONNECTOR	POSITION LEFT	POSITION RIGHT
–1, –2, –3	c1	c32
–4, –5, –6	c32	c1
–8	a1	a32
1–1	a32	a1

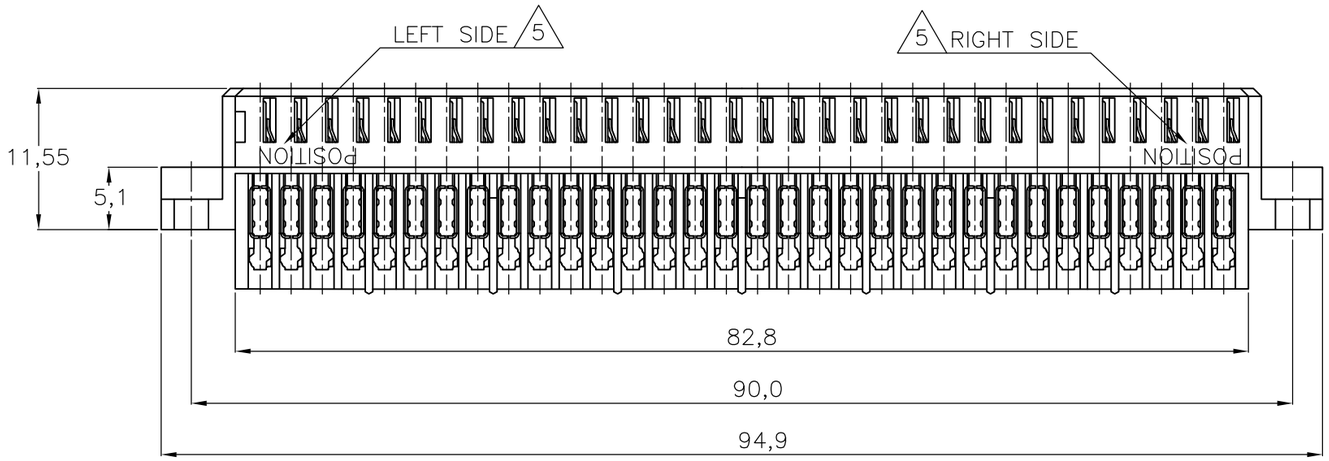

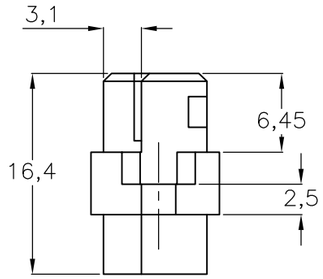

NOTES:

1 MATERIAL :
- HOUSING : GLASSFILLED POLYESTER
  COLOUR : GRAY
- CONTACTS: PHOSPHORBRONZE

2 PLATING CONTACT :
- –1 : 2,0 µm Au OVER 1,25 µm Ni AT CONTACT AREA. REMAINDER TIN PLATING.
- –2 : SAME AS –1 ONLY 0,8 µm Au.
- –3 : SAME AS –1 ONLY 1,25 µm Au.
- –4 : SAME AS –1.
- –5 : SAME AS –2.
- –6 : SAME AS –3.
- –8 : SAME AS –2.
- 1–1 : SAME AS –2.

3 COVER 826196–1 CAN BE USED.

4 CONNECTOR KIT ASS'Y 166811– AS DELIVERED CONSIST OF A 32 POS. SINGLE ROW CONN. ASS'Y AND A 2x32 POS. DUAL ROW CONN. ASS'Y.

5 PRINTED CAVITY–NUMBER ON FRONT AND ON REAR SIDE OF CONNECTOR.

6 CONNECTOR PRINTED WITH PARTNUMBER 166811–.

WIRE RANGE : AWG 26–22
INSULATION RANGE : ø1,2 MAX.

	FINISH	MATERIAL	PARTNUMBER
	SEE NOTE 2	SEE NOTE 1	1–166811–1
			166811–8
			166811–6
			166811–5
			166811–4
OBSOLETE			~~166811–3~~
			166811–2
OBSOLETE			~~166811–1~~

THIS DRAWING IS A CONTROLLED DOCUMENT.

DIMENSIONS: mm

TOLERANCES UNLESS OTHERWISE SPECIFIED:
0 PLC ± –
1 PLC ± –
2 PLC ± –
3 PLC ± –
4 PLC ± –
ANGLES ± –

MATERIAL –
FINISH –

DWN J.GIBBELS 03APR96
CHK R.V.LOKVEN –
APVD R.SMEETS –
PRODUCT SPEC —
APPLICATION SPEC —
WEIGHT —

Tyco Electronics
Tyco Electronics Corporation
's–Hertogenbosch, Nederland

NAME
64 POS. BACK PANEL
M.T. CONNECTOR

SIZE	CAGE CODE	DRAWING NO	RESTRICTED TO
A3	00779	C–166811	—

CUSTOMER DRAWING | SCALE NTS | SHEET 1 OF 1 | REV L1