© TE Connectivity. All Rights Reserved.
VERTRAULICHE UNVERÖFFENTLICHTE ZEICHNUNG
FREI FUER VEROEFFENTLICHUNG
ALLE RECHTE VORBEHALTEN

MATED WITH:
PASSEND ZU:
Bg4

PROJEKT NR.:
–

REVISIONS
AENDERUNGEN

P	LTR	DESCRIPTION BESCHREIBUNG	DATE	DWN	APVD
	A8	REVISED PER ECR-24-201358	18APR2024	RK	WR

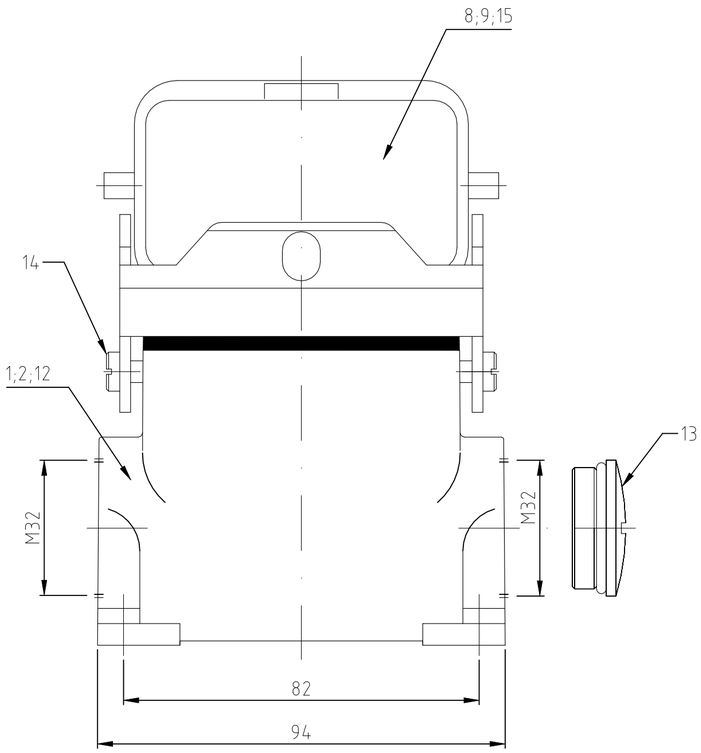

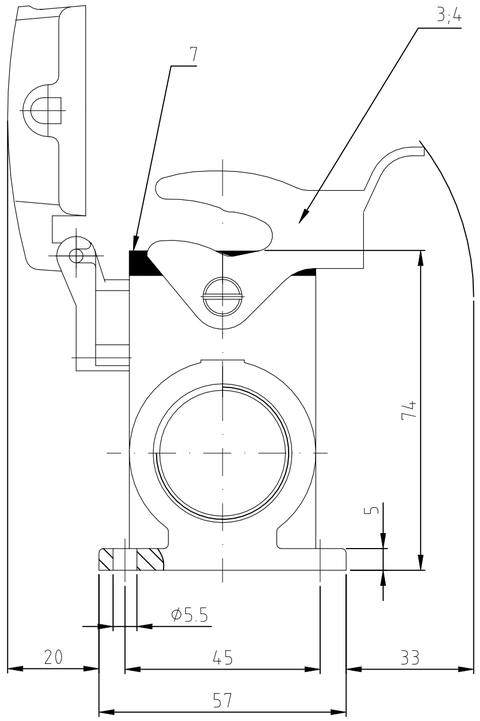

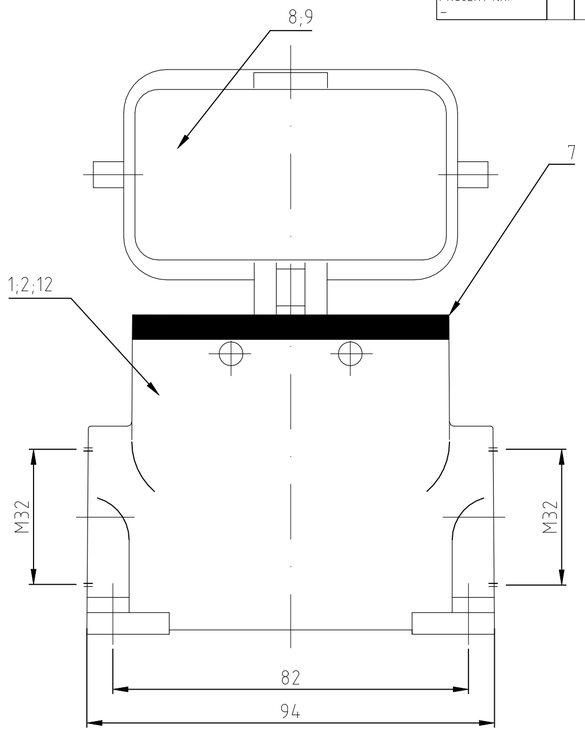

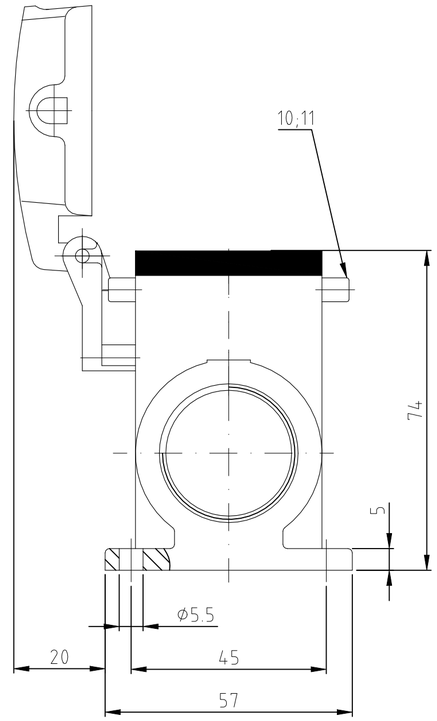

Notes:

1. Material: Housing: aluminium diecasting alloy
2. Surface: Varnisch – aluminiumoxid+ Varnisch black – grey
3. Varnisch on the inside not necessarily

Bemerkungen:

1. Material: Gehäuse: Alu-Druckguß-Legierung
2. Oberfläche: Lackierung – Aluminiumoxid+ Lackierung schwarz – grau
3. Lackierung im Gehäuseinnere ist nicht notwendig

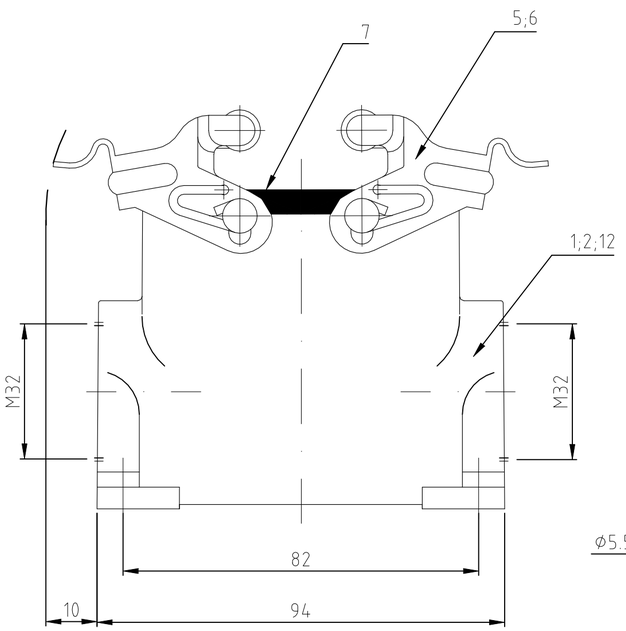

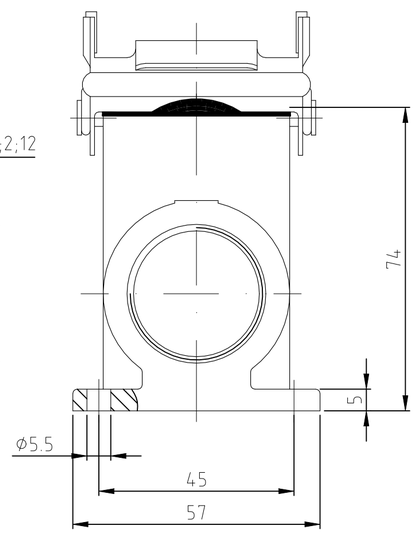

OBSOLETE	OBSOLETE		OBSOLETE		OBSOLETE		OBSOLETE		OBSOLETE							
1	–	–	–	–	–	–	–	–	–	–	Deckel/cover	Aluminium/ALU	–	grey/grau	15	ohne Logo
2	2	–	–	–	–	–	–	–	–	–	LB-Bügelbolzen/clip positioner	Stahl/steel	verzinkt/zink plated	blau/blue	14	–
1	1	–	–	–	–	–	–	–	–	–	Blanking Piece with Seal	Stahl/steel	–	blau/blue	13	–
1	1										Sockelgehäuse HD surface mounted housing side entry	Aluminium/ALU	–	grey/grau	12	ohne Logo
–	–	–	–	–	–	–	–	–	4	–	VS-Bügelbolzen/clip positioner	V2A/stainless steel	blank/even	–	11	–
–	–	–	–	–	–	–	–	–	–	4	VS-Bügelbolzen/clip positioner	Stahl/steel	verzinkt/zink plated	blau/blue	10	–
–	–	–	–	1	–	–	–	1	–		Deckel/cover	Aluminium/ALU	aluminium oxid	black/schwarz	9	–
–	–	–	–	–	1	–	–	–	–	1	Deckel/cover	Aluminium/ALU	–	grey/grau	8	–
1	1	1	1	1	1	1	1	1	1	1	Profildichtung/profile seal	Neoprene	–	black/schwarz	7	–
–	–	1	–	–	–	–	–	–	–	–	VS-Bügel/locking clip	V2A/stainless steel	blank/even	–	6	–
1	–	–	1	–	–	–	–	–	–	–	VS-Bügel/locking clip	Stahl/steel	verzinkt/zink plated	blau/blue	5	–
–	–	–	–	1	–	1	–	–	–	–	LB-Bügel/side clip	V2A/stainless steel	blank/even	–	4	–
1	–	–	–	–	1	–	1	–	–	–	LB-Bügel/side clip	Stahl/steel	verzinkt/zink plated	blau/blue	3	–
–	–	1	–	1	–	1	–	1	–	–	Sockelgehäuse HD-K/ surface mounted housing side entry	Aluminium/ALU	aluminium oxid	black/schwarz	2	–
–	–	–	1	–	1	–	1	–	–	1	Sockelgehäuse HD surface mounted housing side entry	Aluminium/ALU	–	grey/grau	1	–
1-0	0-9	0-8	0-4	0-6	0-2	0-7	0-3	0-5	0-1		DESCRIPTION/ BENENNUNG	MATERIAL	SURFACE / OBERFLÄCHE	COLOR / FARBE	ITEM NO. POS.	REMARKS / BEMERKUNGEN
HD-24.SGD-LB.2.M32.Z+BS	HD-24.SGD-LB.2.M32.Z+BS	HD-K.24.SG-VS.2.M32.Z	HD-24.SG-VS.2.M32.Z	HD-K.24.SGD-LB.2.M32.Z	HD-24.SGD-LB.2.M32.Z	HD-K.24.SG-LB.2.M32.Z	HD-24.SG-LB.2.M32.Z	HD-K.24.SGD.2.M32.Z	HD-24.SGD.2.M32.Z							

ORDERING TEXT / BESTELLTEXT

THIS DRAWING IS A CONTROLLED DOCUMENT.
DIESE ZEICHNUNG IST EIN KONTROLLIERTES DOKUMENT.

DIMENSIONS: MASSE\NHEITEN: mm

TOLERANCES UNLESS OTHERWISE SPECIFIED: ALLGEMEINTOLERANZEN
0 PLC ±
1 PLC ± –
2 PLC ± ± –
3 PLC ± ± –
4 PLC ± ± –
ANGLES / WINKEL ± –
A: ISO 8015 – ISO 1101
B: DIN 16901 – ISO 2768-mK

MATERIAL 1

FINISH / OBERFLAECHE / FARBE 2

DWN Schneider 10.03.03
CHK Schweiger 10.03.03
APVD –
PRODUCT SPEC PRODUKTSPEZ. –
APPLICATION SPEC VERABEITUNGSSPEZ. –
WEIGHT GEWICHT –

TE Connectivity

NAME
Surface mounted housing side entry
Sockelgehaeuse HD-24.SGD.2M32
–

SIZE	CAGE CODE	DRAWING NO ZEICHNUNGS-NR.	RESTRICTED TO NUR FUER
A2	00779	C-1106433	–

CUSTOMER DRAWING / KUNDENZEICHNUNG
SCALE MASSSTAB 1:1 | SHEET BLATT 1 VON 1 | REV A8

1106433

1471-9 (1/15)