THIS DRAWING IS UNPUBLISHED. RELEASED FOR PUBLICATION -,- .
© COPYRIGHT - By - ALL RIGHTS RESERVED.

REVISIONS

P	LTR	DESCRIPTION	DATE	DWN	APVD
	F3	REVISED PER ECR-17-013141	03JAN2018	BDA	SG

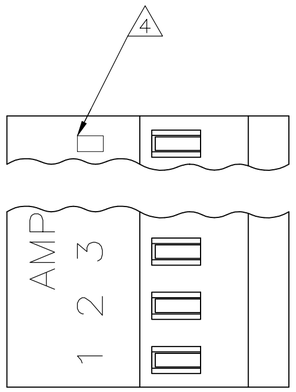

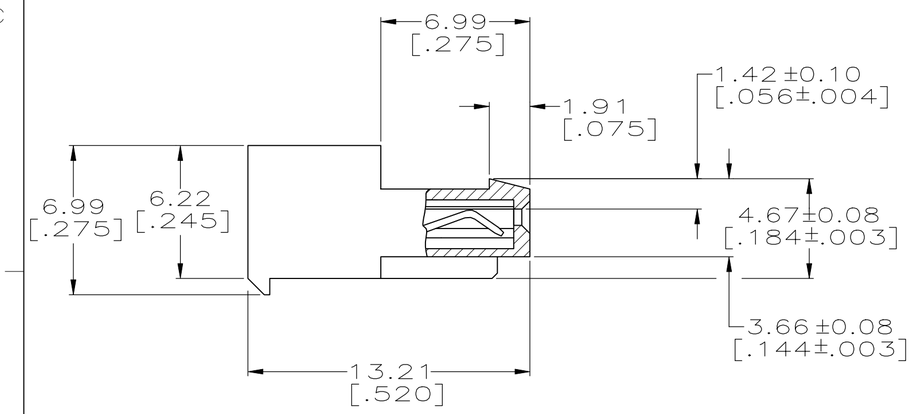

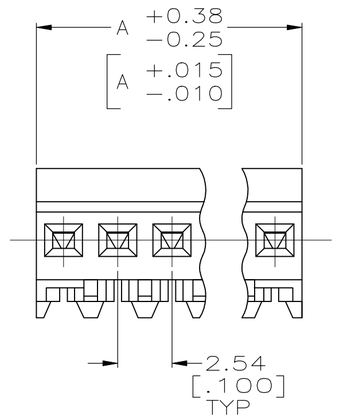

1. MATERIAL: CONNECTOR–NYLON UL94V–0 (BLACK)
CONTACTS–0.30 [.012] THICK COPPER ALLOY
BRIGHT TIN–LEAD 0.00203 [.000080] MIN THICK FOR CONTACTS 643498–2 THRU 1–643498–5
MATTE WHISKER MITIGATED TIN PLATE 0.00203 [.000080] MIN THICK OVER 0.00076 [.000030] MIN THICK NICKEL FOR CONTACTS 3–643498–2 THRU 4–643498–5

2. CONTACTS ACCEPT 22 AWG WIRE WITH 1.52 [.060] MAX INSULATION DIAMETER.

3. CONTACTS MUST ACCEPT 0.64±0.03 [.025±.001] SQUARE POST AND REMAIN LOCKED IN POSITION.

4. IDENTIFICATION NUMBER FOR LAST CIRCUIT MAY NOT APPEAR ON ALL ASSEMBLIES.

5. DIMENSIONS IN BRACKETS ARE IN INCHES.

6. HOUSING FEATURES ARE: CLOSED END WITH LOCKING RAMP.

7. OBSOLETE PARTS

			DIM A	NO.OF POSN	ASSEMBLY
		LEAD FREE	38.10 [1.500]	15	4–643498–5
			35.56 [1.400]	14	4–643498–4
			33.02 [1.300]	13	4–643498–3
			30.48 [1.200]	12	4–643498–2
			27.94 [1.100]	11	4–643498–1
			25.40 [1.000]	10	4–643498–0
			22.86 [.900]	9	3–643498–9
			20.32 [.800]	8	3–643498–8
			17.78 [.700]	7	3–643498–7
			15.24 [.600]	6	3–643498–6
			12.70 [.500]	5	3–643498–5
			10.16 [.400]	4	3–643498–4
			7.62 [.300]	3	3–643498–3
			5.08 [.200]	2	3–643498–2
7	SUPERCEDED BY 4–643498–5	CONTAINS LEAD	38.10 [1.500]	15	~~1–643498–5~~
	SUPERCEDED BY 4–643498–4		35.56 [1.400]	14	~~1–643498–4~~
	SUPERCEDED BY 4–643498–3		33.02 [1.300]	13	~~1–643498–3~~
	SUPERCEDED BY 4–643498–2		30.48 [1.200]	12	~~1–643498–2~~
	SUPERCEDED BY 4–643498–1		27.94 [1.100]	11	~~1–643498–1~~
	SUPERCEDED BY 4–643498–0		25.40 [1.000]	10	~~1–643498–0~~
	SUPERCEDED BY 3–643498–9		22.86 [.900]	9	~~643498–9~~
	SUPERCEDED BY 3–643498–8		20.32 [.800]	8	~~643498–8~~
	SUPERCEDED BY 3–643498–7		17.78 [.700]	7	~~643498–7~~
	SUPERCEDED BY 3–643498–6		15.24 [.600]	6	~~643498–6~~
	SUPERCEDED BY 3–643498–5		12.70 [.500]	5	~~643498–5~~
	SUPERCEDED BY 3–643498–4		10.16 [.400]	4	~~643498–4~~
	SUPERCEDED BY 3–643498–3		7.62 [.300]	3	~~643498–3~~
	SUPERCEDED BY 3–643498–2		5.08 [.200]	2	~~643498–2~~

643498

THIS DRAWING IS A CONTROLLED DOCUMENT.

DIMENSIONS: mm [INCHES]

TOLERANCES UNLESS OTHERWISE SPECIFIED:
0 PLC ±
1 PLC ±
2 PLC ± 0.13 [.005]
3 PLC ±
4 PLC ±
ANGLES ±

MATERIAL 1
FINISH 1

DWN S. HOOVER 03–DEC–2004
CHK D. BOSSI 03–DEC–2004
APVD D. BOSSI 03–DEC–2004
PRODUCT SPEC 108–1050
APPLICATION SPEC 114–1019
WEIGHT

TE Connectivity

NAME MTA .100 CONNECTOR ASSEMBLY 22 AWG, UL94V–0, SPECIAL

SIZE A2 | CAGE CODE 00779 | DRAWING NO C–643498 | RESTRICTED TO

CUSTOMER DRAWING | SCALE 5:1 | SHEET 1 OF 1 | REV F3