

DLW31SH222SQ2#

“#” indicates a package specification code.

In Production

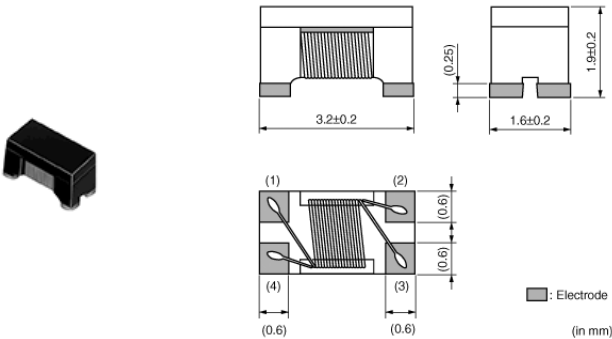
AEC-Q200

RoHS

REACH

< List of part numbers with package codes >
DLW31SH222SQ2L DLW31SH222SQ2B

Appearance & Shape



Packaging Information

Packaging	Specifications	Minimum Order Quantity
L	180mm Embossed Tape	2000
B	Bulk(Bag)	500

Applications

Automotive Usage Powertrain/Safety

Attention
1.This datasheet is downloaded from the website of Murata Manufacturing Co., Ltd. Therefore, it's specifications are subject to change or our products in it may be discontinued without advance notice. Please check with our sales representatives or product engineers before ordering.
2.This datasheet has only typical specifications because there is no space for detailed specifications.
Therefore, please review our product specifications or consult the approval sheet for product specifications before ordering.

DLW31SH222SQ2#

“#” indicates a package specification code.

Features

DLW31S series is a high performance wound type chip common mode choke coil.

Features

1. DLW31S is the small size (3.2x1.6x1.9mm).
2. Suitable for noise suppression at car area networks like CAN (Controller Area Network) bus.
3. DLW31S has high common mode impedance so it is suitable for noise suppression through wide frequency range.
4. Wide operating temperature range (-40 to +125 degrees C)

Applications


Noise suppression at car area networks like CAN bus or car navigation system.

Attention

1. This datasheet is downloaded from the website of Murata Manufacturing Co., Ltd. Therefore, its specifications are subject to change or our products in it may be discontinued without advance notice. Please check with our sales representatives or product engineers before ordering.
2. This datasheet has only typical specifications because there is no space for detailed specifications.
Therefore, please review our product specifications or consult the approval sheet for product specifications before ordering.

DLW31SH222SQ2#

“#” indicates a package specification code.



Specifications

Shape	SMD
Size Code (in mm)	3216
Size Code (in inch)	1206
Length	3.2mm
Length Tolerance	±0.2mm
Width	1.6mm
Width Tolerance	±0.2mm
Thickness	1.9mm
Thickness Tolerance	±0.2mm
Common Mode Impedance (at 100MHz)	2200Ω
Common Mode Impedance (at 100MHz) Tolerance	±25%
Rated Current	80mA
Derating of Rated Current	No
Rated Voltage	32Vdc
Withstanding Voltage	80Vdc
DC Resistance(max.)	1.92Ω
DC Resistance	1.6Ω±20%
Insulation Resistance(min.)	10MΩ
Operating Temperature Range	-40°C to 125°C
Mass(typ.)	0.039g
Number of Circuit	1

Operating Temperature Range(Self-temperature rise is included)	No
--	----

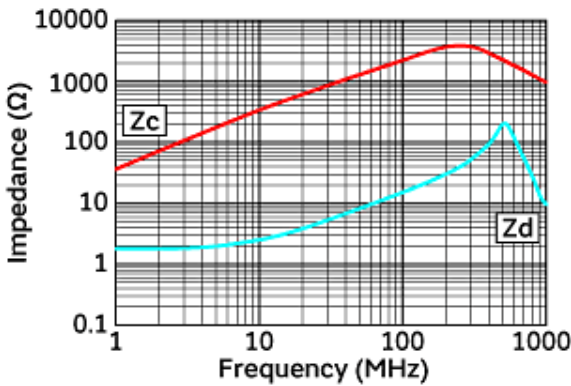
Attention

1.This datasheet is downloaded from the website of Murata Manufacturing Co., Ltd. Therefore, it's specifications are subject to change or our products in it may be discontinued without advance notice. Please check with our sales representatives or product engineers before ordering.
2.This datasheet has only typical specifications because there is no space for detailed specifications.
Therefore, please review our product specifications or consult the approval sheet for product specifications before ordering.

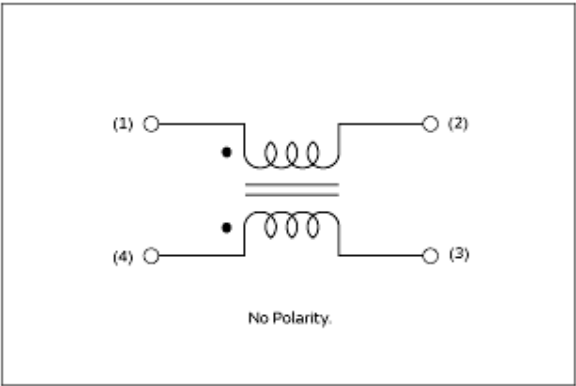
DLW31SH222SQ2#

"#" indicates a package specification code.

Product Data



Impedance-Frequency Characteristics



Equivalent Circuit

Attention
1.This datasheet is downloaded from the website of Murata Manufacturing Co., Ltd. Therefore, it's specifications are subject to change or our products in it may be discontinued without advance notice. Please check with our sales representatives or product engineers before ordering.
2.This datasheet has only typical specifications because there is no space for detailed specifications.
Therefore, please review our product specifications or consult the approval sheet for product specifications before ordering.