THIS DRAWING IS UNPUBLISHED. RELEASED FOR PUBLICATION - ,- .
© COPYRIGHT - By - ALL RIGHTS RESERVED.

LOC	DIST
AD	00

REVISIONS

P	LTR	DESCRIPTION	DATE	DWN	APVD
	H4	REVISED PER ECO-13-005565	02APR13	KH	JO

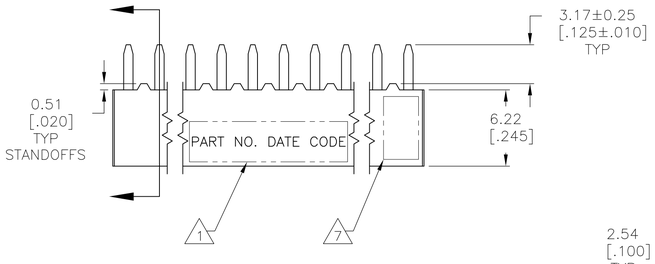

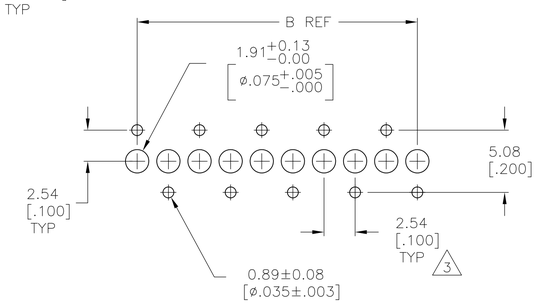

RECOMMENDED HOLE LAYOUT

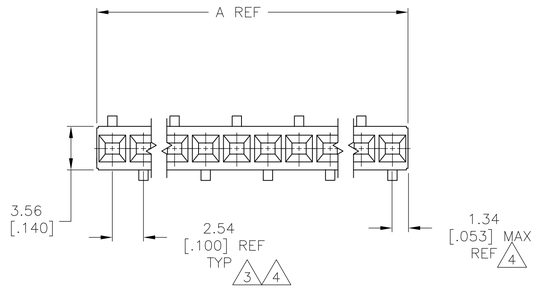

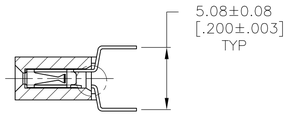

1. MARK PART NUMBER AND DATE CODE IN APPROXIMATE LOCATION SHOWN, EITHER SIDE.
2. CONTACT FINISH: 2.54–5.08µm [.000100–.000200] BRIGHT TIN–LEAD, OVER 1.27µm [.000050] MIN NICKEL.
3. TOLERANCE NON CUMULATIVE.
4. THESE DIMENSIONS PERTAIN TO CAVITY CENTERLINES ONLY, NOT TO CONTACT LOCATION
5. HOUSING: FLAME RETARDANT, GLASS FILLED POLYESTER, BLACK. CONTACT: PHOSPHOR BRONZE.
6. FOR 2 POS, DATE CODE IS STAMPED OPPOSITE SIDE OF TE LOGO.
7. TE LOGO AND CSA LOGO ARE MOLDED INTO HOUSING.
8. NO PART NUMBER MARKING REQUIRED FOR THIS PART.
9. CONTACT FINISH: 3.81–7.58µm [.000150–.000300] MATTE TIN, OVER 1.27µm [.000050] MIN NICKEL.
10. ROHS 2002/95/EC COMPLIANT
11. SUPERSEDED BY 5–147727–4
12. SUPERSEDED BY 5–147727–8

FINISH	B	A	NO OF POSN	PART NUMBER
9	99.06 [3.900]	101.60 [4.000]	40	10 8–147727–9
	96.52 [3.800]	99.06 [3.900]	39	10 8–147727–8
	93.98 [3.700]	96.52 [3.800]	38	10 8–147727–7
	91.44 [3.600]	93.98 [3.700]	37	10 8–147727–6
	88.90 [3.500]	91.44 [3.600]	36	10 8–147727–5
	86.34 [3.400]	88.90 [3.500]	35	10 8–147727–4
	83.82 [3.300]	86.34 [3.400]	34	10 8–147727–3
	81.28 [3.200]	83.82 [3.300]	33	10 8–147727–2
	78.74 [3.100]	81.28 [3.200]	32	10 8–147727–1
	76.20 [3.000]	78.74 [3.100]	31	10 8–147727–0
	73.66 [2.900]	76.20 [3.000]	30	10 7–147727–9
	71.12 [2.800]	73.66 [2.900]	29	10 7–147727–8
	68.58 [2.700]	71.12 [2.800]	28	10 7–147727–7
	66.04 [2.600]	68.58 [2.700]	27	10 7–147727–6
	63.50 [2.500]	66.04 [2.600]	26	10 7–147727–5
	60.96 [2.400]	63.50 [2.500]	25	10 7–147727–4
	58.42 [2.300]	60.96 [2.400]	24	10 7–147727–3
	55.88 [2.200]	58.42 [2.300]	23	10 7–147727–2
	53.34 [2.100]	55.88 [2.200]	22	10 7–147727–1
	50.80 [2.000]	53.34 [2.100]	21	10 7–147727–0
	48.26 [1.900]	50.80 [2.000]	20	10 6–147727–9
	45.72 [1.800]	48.26 [1.900]	19	10 6–147727–8
	43.18 [1.700]	45.72 [1.800]	18	10 6–147727–7
	40.64 [1.600]	43.18 [1.700]	17	10 6–147727–6
	38.10 [1.500]	40.64 [1.600]	16	10 6–147727–5
	35.56 [1.400]	38.10 [1.500]	15	10 6–147727–4
	33.02 [1.300]	35.56 [1.400]	14	10 6–147727–3
	30.48 [1.200]	33.02 [1.300]	13	10 6–147727–2
	27.94 [1.100]	30.48 [1.200]	12	10 6–147727–1
	25.40[1.000]	27.94 [1.100]	11	10 6–147727–0
	22.86 [.900]	25.40[1.000]	10	10 5–147727–9
	20.32 [.800]	22.86 [.900]	9	10 5–147727–8
	17.78 [.700]	20.32 [.800]	8	10 5–147727–7
	15.24 [.600]	17.78 [.700]	7	10 5–147727–6
	12.70 [.500]	15.24 [.600]	6	10 5–147727–5
8	10.16 [.400]	12.70 [.500]	5	10 5–147727–4
8	7.62 [.300]	10.16 [.400]	4	10 5–147727–3
8	5.08 [.200]	7.62 [.300]	3	10 5–147727–2
6 8 OBSOLETE	~~2.54 [.100]~~	~~5.08 [.200]~~	~~2~~	~~10 5–147727–1~~

FINISH	B	A	NO OF POSN	PART NUMBER
	99.06 [3.900]	101.60 [4.000]	40	3–147727–9
	96.52 [3.800]	99.06 [3.900]	39	3–147727–8
	93.98 [3.700]	96.52 [3.800]	38	3–147727–7
	91.44 [3.600]	93.98 [3.700]	37	3–147727–6
	88.90 [3.500]	91.44 [3.600]	36	3–147727–5
	86.34 [3.400]	88.90 [3.500]	35	3–147727–4
	83.82 [3.300]	86.34 [3.400]	34	3–147727–3
	81.28 [3.200]	83.82 [3.300]	33	3–147727–2
	78.74 [3.100]	81.28 [3.200]	32	3–147727–1
	76.20 [3.000]	78.74 [3.100]	31	3–147727–0
	73.66 [2.900]	76.20 [3.000]	30	2–147727–9
	71.12 [2.800]	73.66 [2.900]	29	2–147727–8
	68.58 [2.700]	71.12 [2.800]	28	2–147727–7
	66.04 [2.600]	68.58 [2.700]	27	2–147727–6
	63.50 [2.500]	66.04 [2.600]	26	2–147727–5
	60.96 [2.400]	63.50 [2.500]	25	2–147727–4
	58.42 [2.300]	60.96 [2.400]	24	2–147727–3
	55.88 [2.200]	58.42 [2.300]	23	2–147727–2
	53.34 [2.100]	55.88 [2.200]	22	2–147727–1
	50.80 [2.000]	53.34 [2.100]	21	2–147727–0
2	48.26 [1.900]	50.80 [2.000]	20	1–147727–9
	45.72 [1.800]	48.26 [1.900]	19	1–147727–8
	43.18 [1.700]	45.72 [1.800]	18	1–147727–7
	40.64 [1.600]	43.18 [1.700]	17	1–147727–6
	38.10 [1.500]	40.64 [1.600]	16	1–147727–5
	35.56 [1.400]	38.10 [1.500]	15	1–147727–4
	33.02 [1.300]	35.56 [1.400]	14	1–147727–3
	30.48 [1.200]	33.02 [1.300]	13	1–147727–2
	27.94 [1.100]	30.48 [1.200]	12	1–147727–1
	25.40[1.000]	27.94 [1.100]	11	1–147727–0
	22.86 [.900]	25.40[1.000]	10	147727–9
12	~~20.32 [.800]~~	~~22.86 [.900]~~	~~9~~	~~147727–8~~
	17.78 [.700]	20.32 [.800]	8	147727–7
	15.24 [.600]	17.78 [.700]	7	147727–6
	12.70 [.500]	15.24 [.600]	6	147727–5
11 8	~~10.16 [.400]~~	~~12.70 [.500]~~	~~5~~	~~147727–4~~
8	7.62 [.300]	10.16 [.400]	4	147727–3
8	5.08 [.200]	7.62 [.300]	3	147727–2
6 8 OBSOLETE	~~2.54 [.100]~~	~~5.08 [.200]~~	~~2~~	~~147727–1~~

THIS DRAWING IS A CONTROLLED DOCUMENT.

DIMENSIONS: mm [INCHES]

TOLERANCES UNLESS OTHERWISE SPECIFIED:
0 PLC ± –
1 PLC ± –
2 PLC ± –
3 PLC ± 0.13 [.005]
4 PLC ± –
ANGLES ± –

MATERIAL 5

FINISH SEE TABLE

DWN M.BINNER 22JAN01
CHK J.OLSON 20MAY02
APVD J.OLSON 20MAY02
PRODUCT SPEC 108–25022
APPLICATION SPEC 114–25018
WEIGHT –

TE Connectivity

NAME RECPT. ASSY., MOD IV, SINGLE ROW, .100CL, VERTICAL BD. MOUNT, CLOSED ENTRY, DUAL ENTRY, SHORT PT OF CONTACT

SIZE	CAGE CODE	DRAWING NO	RESTRICTED TO
A1	00779	C-147727	–

CUSTOMER DRAWING SCALE 4:1 SHEET 1 OF 1 REV H4