THIS DRAWING IS UNPUBLISHED. RELEASED FOR PUBLICATION , .
© COPYRIGHT By – ALL RIGHTS RESERVED.

LOC	DIST
J	

REVISIONS
変更

P	LTR	DESCRIPTION	DATE	DWN	APVD
	B1	REVISED PER ECO-11-005030	11MAR11	RK	HMR

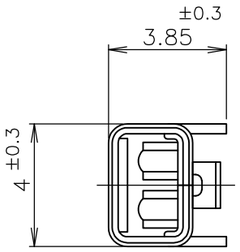

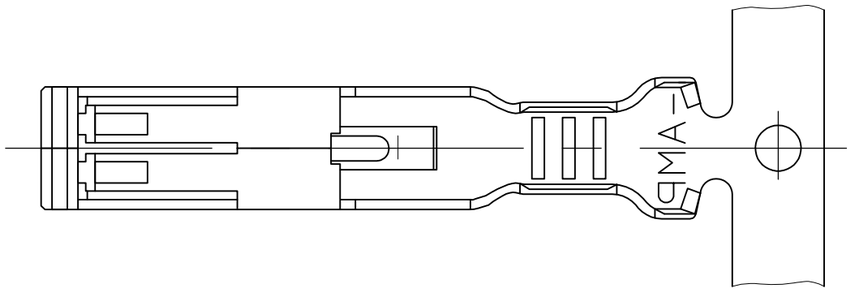

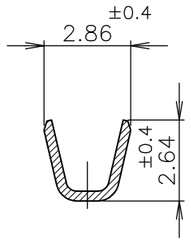

SECT "A"–"A"

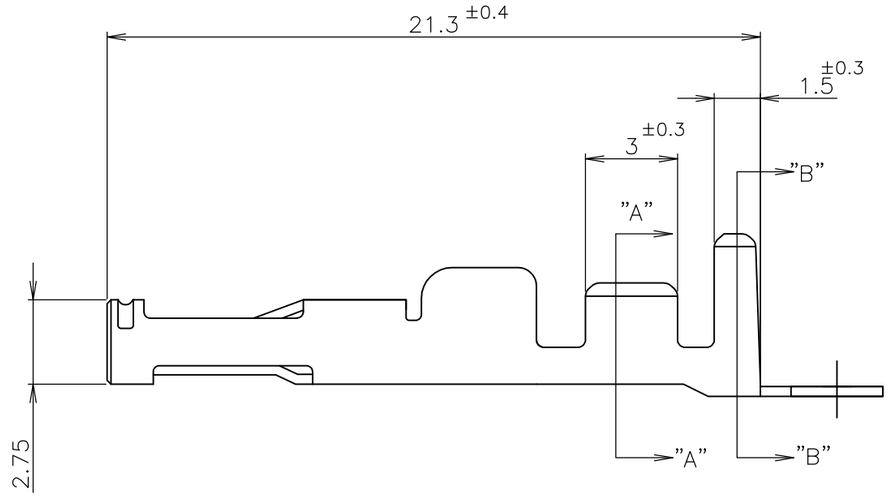

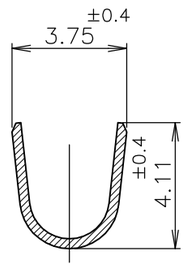

SECT "B"–"B"

注記;

△1 材料 : 銅合金

△2 仕上げ : 材料めっき
全面ニッケル下地めっきの上に
接触部 : 金めっき
圧着部 : 半田めっき

△3 仕上げ : 全面錫めっき

△4 仕上げ : 材料めっき
全面ニッケル下地めっきの上に
接触部 : 金めっき
圧着部 : 錫めっき

5. 使用コネクタ型番 : X-179323-X,X-179312-X

△6 一般公差
10以下 : ±0.2
10を越え30以下 : ±0.25
30を越え100以下 : ±0.3
角度 : ±3°

NOTES;

△1 MATERIAL : COPRER ALLOY.

△2 FINISH : PRE-PLATED
NICKEL PL ALL OVER
CONTACT AREA : GOLD PL.
BARREL AREA : TIN-LEAD PL.

△3 FINISH : TIN PL ALL OVER.

△4 FINISH : PRE-PLATED
NICKEL PL ALL OVER
CONTACT AREA : GOLD PL.
BARREL AREA : TIN PL.

5. USED CONNECTOR P/N : X-179323-X,X-179312-X

△6 GENERAL TOLERANCE
10≧ : ±0.2
30≧ >10 : ±0.25
100≧ >30 : ±0.3
ANGLES : ±3°

△4	179316-4
△3	1-179316-2
△2	179316-2
仕上 FINISH	P/N

WIRE RANGE 抱合電線断面積	INSULATION DIA 被覆外径
0.5~1.25mm²(AWG16~20)	ø1.6~2.8 mm

THIS DRAWING IS A CONTROLLED DOCUMENT.

DIMENSIONS: 単位 : 粍 mm

TOLERANCES UNLESS OTHERWISE SPECIFIED: 一般公差
0 PLC ±
1 PLC ±
2 PLC ±
3 PLC ±
4 PLC ±
ANGLES ±
△6

MATERIAL 材料 △1

FINISH 仕上 △2 △3 △4

DWN	K.IINO	28OCT98
CHK	J.TANIGAWA	28OCT98
APVD	S.KUBOUCHI	28OCT98
PRODUCT SPEC 製品規格		
APPLICATION SPEC 取付適用規格	114-5182	
WEIGHT		

CUSTOMER DRAWING

TE Connectivity

NAME 名称
RECEPTACLE CONTACT
HYBRID MINI DRAWER CONNECTOR

SIZE	CAGE CODE	DRAWING NO 番号	RESTRICTED TO
A3	00779	C-179316	—

SCALE 尺度	SHEET	REV
NTS	1 OF 1	B1