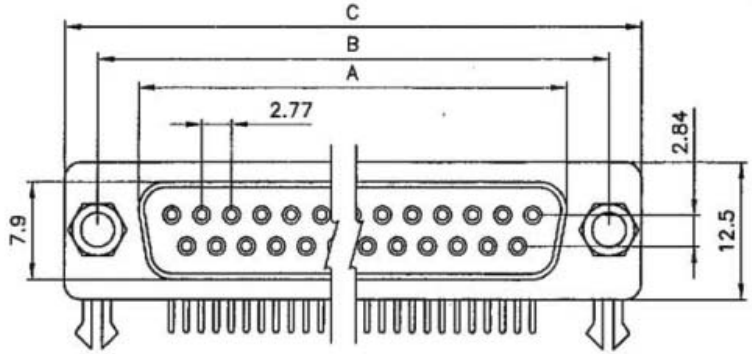

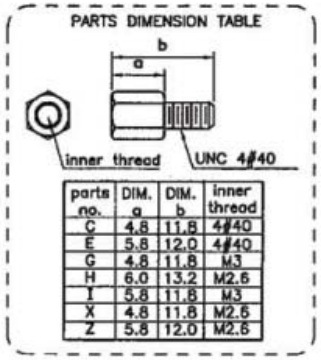

parts no.	DIM. a	DIM. b	inner thread
C	4.8	11.8	4#40
E	5.8	12.0	4#40
G	4.8	11.8	M3
H	6.0	13.2	M2.6
I	5.8	11.8	M3
X	4.8	11.8	M2.6
Z	5.8	12.0	M2.6

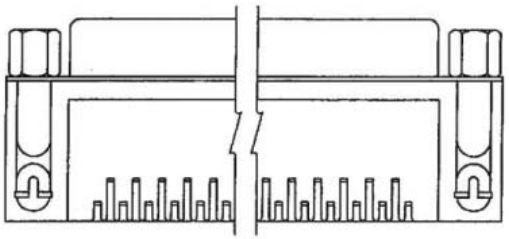

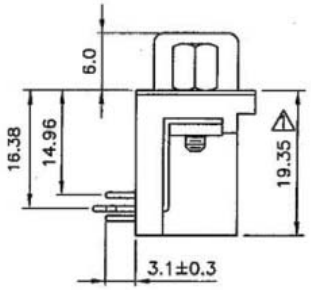

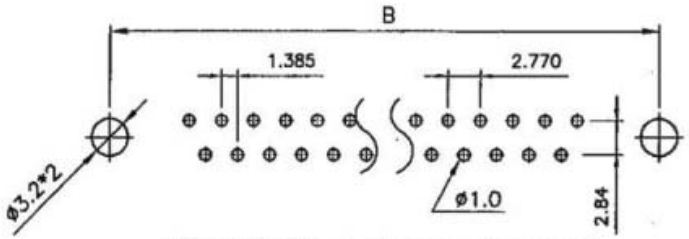

RECOMMENDED P.C.B LAYOUT(TOP VEW)
TOLERANCES: ±0.10mm

Material:

- Insulator: Thermal Plastic UL94V-0
- Contacts: Copper Alloy
- Shell: Steel
  Rivet, Boardlock: Copper Alloy
- Contact Plating
- Underplate: 50μ" Nickel
- Contact Area: 1μ"~30μ" Selective Gold
- Solder Tails Area: 100μ"~200μ" Tin/Lead (Brighten Tin)or
  100μ"~200μ" Tin/Lead Free (Brighten Tine/Matte Tin)

Electrical:

- Operation Voltage : 250 VAC Max.
- Current Rating: 3 Amps Max.
- Contact Resistance: 15mΩ Max.
- Insulation Resistance: 3000Ω Min @ 500 VDC
- Dielectric Withstanding Voltage: 1000 VAC / Minute
- Operating Temperature: -55°C to 105°C

RoHS Complaint

Scale	1:1						Name
TOLERANCE							
X.X	±0.40				Drawn	11.18.11	Chappell
X.XX	±0.25				Approved		
X.XXX	±0.15						
Angle	±3°						
			Modification	Date	Name		

ASSMANN WSW components

Item No. ADFxxA-KG-TASB5-R

Title D-Sub PCB Right Angle Female

Drawing No.

rev00

Replace

Sheet