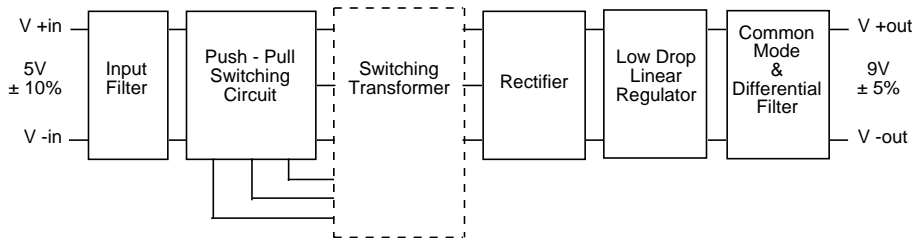


- Designed for Low Common Mode Noise •
- Regulated Output with Enable Low •
- Input Filter to Reduce Input Ripple Current •
- Input/Output Isolation : 500 Vrms •

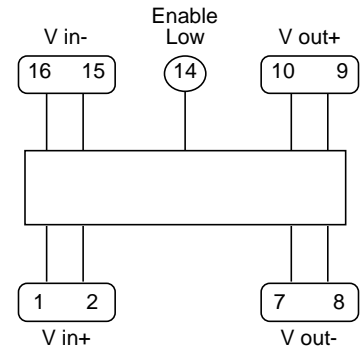
Electrical Specifications

Parameters	Min.	Typ.	Max.	Units
Input Voltage	4.5	5.0	5.5	Volts
Output Voltage	---	-9 ± 5%	---	Volts
Output Current	---	---	120	mA
Output Ripple & Noise @ 20 MHz BW	---	---	50	mV p-p
---	---	---	---	---

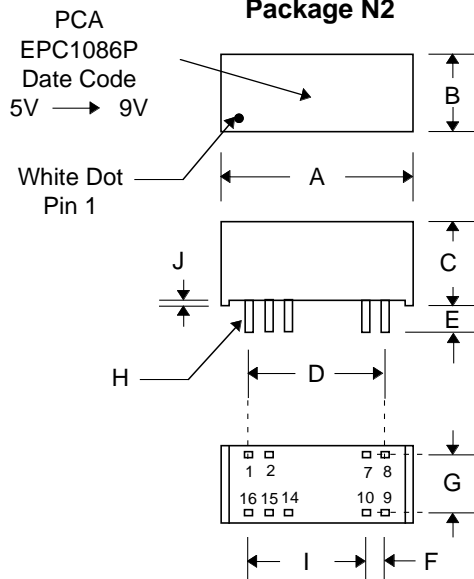
Block Diagram



Pin Connections



Package N2



Dimensions

Dim.	(Inches)			(millimeters)		
	Min.	Max.	Nom.	Min.	Max.	Nom.
A	.980	1.00	.990	24.89	25.40	25.15
B	.390	.410	.400	9.91	10.41	10.16
C	---	.450	---	---	11.43	---
D	---	---	.700	---	---	17.78
E	---	---	.120	---	---	3.05
F	---	---	.100	---	---	2.54
G	---	---	.300	---	---	7.62
H	---	---	.025	---	---	.635
I	---	---	.600	---	---	15.24
J	---	---	.015	---	---	.381