THIS DRAWING IS UNPUBLISHED.
VERTRAULICHE UNVEROEFFENTLICHTE ZEICHNUNG
© COPYRIGHT – By –
RELEASED FOR PUBLICATION
FREI FUER VEROEFFENTLICHUNG
– , – .
ALL RIGHTS RESERVED.
ALLE RECHTE VORBEHALTEN

MATED WITH:
PASSEND ZU:
967402,967447

LOC	DIST
A1	—

PROJECT NR.;
A92–52080

REVISIONS
AENDERUNGEN

P	LTR	DESCRIPTION BESCHREIBUNG	DATE	DWN	APVD
	B1	REVISED PER ECO–11–005150	21MAR11	RK	HMR

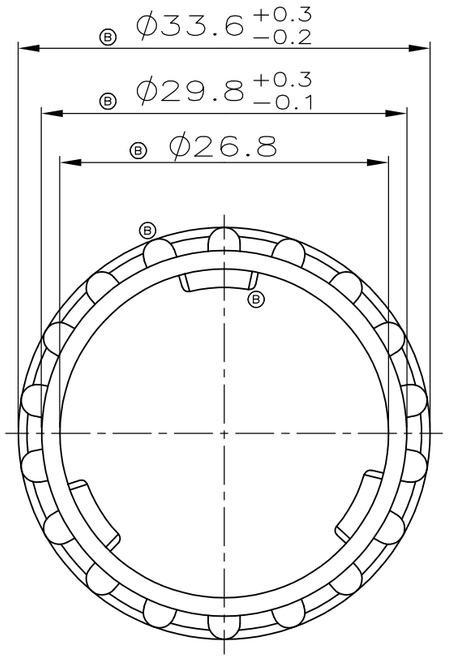

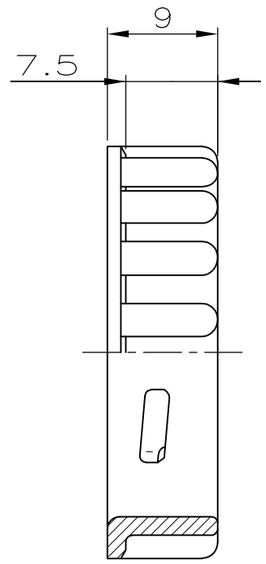

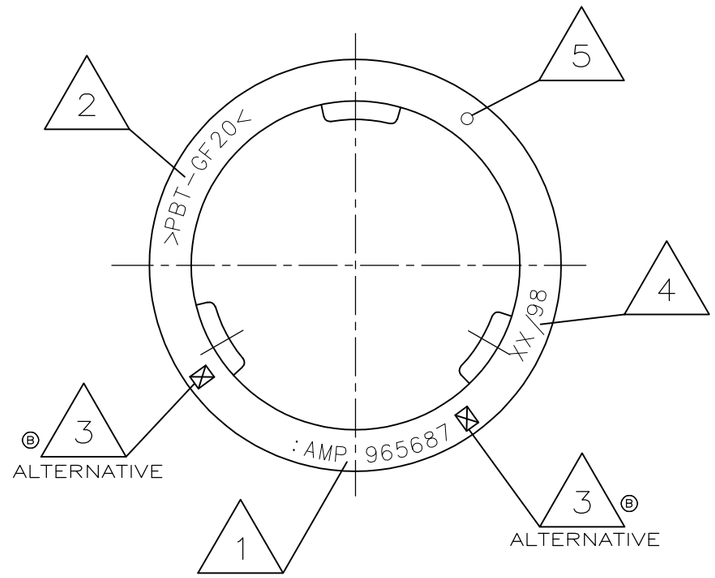

NOTES
Bemerkungen

1. AMP–LOGO AND AMP–NUMBER
   AMP–Logo und AMP–Nummer
2. MATERIAL MARKING
   Werkstoffkennzeichnung
3. REVISION OF THE MOULD
   Werkzeugänderungsindex
4. PRODUCTION DATE
   Produktionsdatum
5. CAVITY MARKING
   Nestmarkierung

THIS DRAWING IS A CONTROLLED DOCUMENT.
DIESE ZEICHNUNG IST EIN KONTROLLIERTES DOKUMENT.

DIMENSIONS: DIMENSIONEN mm

TOLERANCES UNLESS OTHERWISE SPECIFIED: ALLGEMEINTOLERANZEN n. ISO 8015
~~0 PLC~~ ± 0.2mm
~~1 PLC~~ ± –
~~2 PLC~~ ± –
~~3 PLC~~ ± –
4 PLC ± –
ANGLES / WINKEL ± 2°

ORDER–NO. Bestell–Nr.	REV.	DESCRIPTION Beschreibung	ITEM NO lfd. Nr.
965687–1	B	FIXING RING Befestigungsring	1

MATERIAL: PBT–GF20
FINISH/OBERFLAECHE/FARBE: BLACK/schwarz

DWN	J.Granzow	06.MAR 95
CHK	J.Hass	07.MAR 95
APVD	—	–

PRODUCT SPEC PRODUKTSPEZ.: 108–18621–0
APPLICATION SPEC. VERARBEITUNGSSPEZ.: 114–18255–0
WEIGHT GEWICHT: —

TE Connectivity

NAME: FIXING RING
Befestigungsring

SIZE	CAGE CODE	DRAWING NO ZEICHNUNGS–NR.	RESTRICTED TO NUR FUER
A3	00779	C–965687	—

CUSTOMER DRAWING/KUNDENZEICHNUNG
SCALE MASSSTAB 2:1
SHEET BLATT 1 OF VON 1
REV B1