



## Selector Switches 2-Position (Assembled)



### 2-Position Selector Switches

Contact	Mounting	Operator Position		Handle	Maintained	Spring Return from Right
						
Operator Only				Knob Lever	HWⓈS-2T HWⓈS-2L	HWⓈS-21T HWⓈS-21L
1NO	1	0	X	Knob Lever	HWⓈS-2TF10 HWⓈS-2LF10	HWⓈS-21TF10 HWⓈS-21LF10
1NO-1NC	1	0	X	Knob Lever	HWⓈS-2TF11	HWⓈS-21TF11
	2	X	0		HWⓈS-2LF11	HWⓈS-21LF11
2NO	1	0	X	Knob Lever	HWⓈS-2TF20	HWⓈS-21TF20
	2	0	X		HWⓈS-2LF20	HWⓈS-21LF20
2NO-2NC	1	X	0	Knob Lever	HWⓈS-2TF22 HWⓈS-2LF22	HWⓈS-21TF22 HWⓈS-21LF22
	2	0	X			
	3	X	0			
	4	0	X			

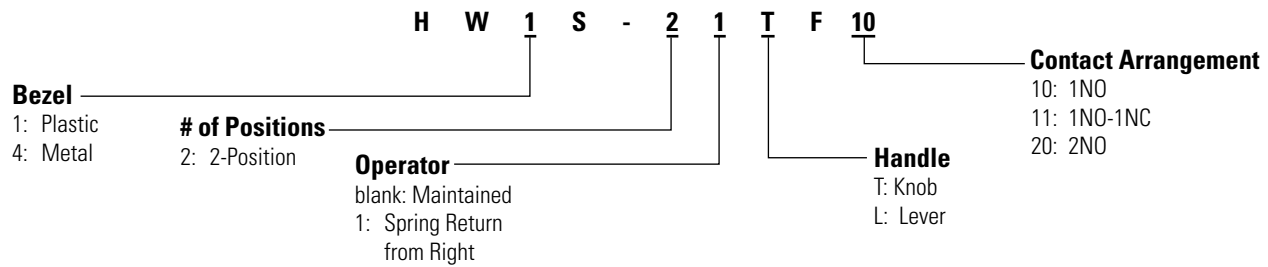


1. In place of Ⓢ enter 1 for plastic bezel or 4 for metal bezel.
2. For nameplates, see page 546.
3. All assembled part numbers in catalog include standard fingersafe (HW-F...) contacts.
4. Assembled units with spring-up terminals (HW-G...) can be ordered by removing an "F" from the part number (Ex. HW1B-M1F11-R becomes HW1B-M111-R).
5. Units with exposed screw terminals (HW-C...) must be ordered as sub-components.
6. Standard color for knob and lever is black.
7. Optional colors available for lever type. Must order in components. See next page for part numbers.
8. Additional contact configurations available (up to 6 total contacts).
9. For Truth Tables see page 558.

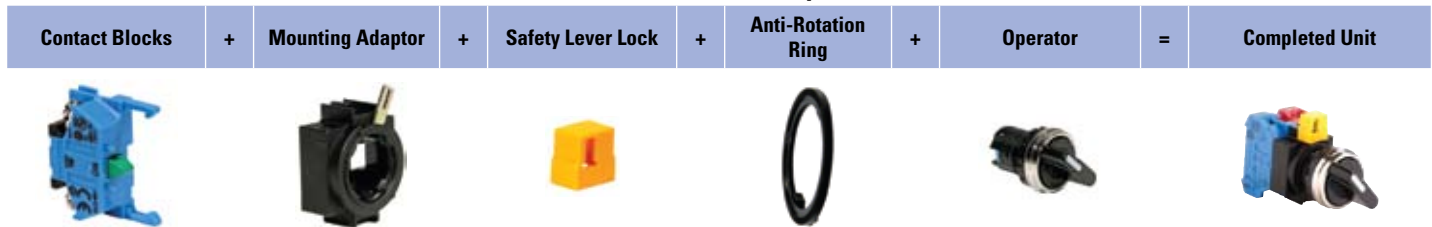
#### Ⓢ Bezel Type

Type	Code
Plastic	1
Metal	4

## Part Number Structure



## Selector Switches 2-Position (Replacement Parts)



## Contact Blocks

Style	Contacts	1NO	1NC
	Standard Fingersafe (IP20)	HW-F10	HW-F01
		HW-F10R (early make)	HW-F01R (late break)
	Spring-Up Terminal	HW-G10	HW-G01
		HW-G10R (early make)	HW-G01R (late break)
	Exposed Screw Terminal	HW-C10	HW-C01
		HW-C10R (early make)	HW-C01R (late break)
	Dummy Block	TW-DB	

## Anti-Rotation Ring

Appearance	Part Number
	HW9Z-RL



Use with notched panel cutout to prevent unit rotation.

## Operators

Style	Description	Handle	Plastic Bezel	Metal Bezel
	Maintained	Knob	HW1S-2T	HW4S-2T
		Lever	HW1S-2	HW4S-2
	Spring Return from Right	Knob	HW1S-21T	HW4S-21T
		Lever	HW1S-21	HW4S-21



- Knob operator comes with black handle.
- To order lever type, lever and inserts must be ordered separately, along with lever operator. See part numbers below.

## Contact Block Mounting Adaptor

Style	Part Number
	HW-CB2C



- Used to mount contact blocks to operator (first pair only).
- IDEC strongly recommends using the safety lever lock to prevent heavy vibration or maintenance personnel from inadvertently unlocking contacts.

## Safety Lever Lock

Style	Part Number
	HW9Z-LS

## Levers &amp; Inserts

Style	Part Number
	ASWHHL-①
	TW-HC1-①



Standard lever color is black. Standard insert color is white.

## ① Handle/Insert Color Code

Color	Code
Black*	B
Blue	S
Green	G
Red	R
Yellow	Y
White <sup>†</sup>	W



- \* Lever color inserts not available in black.
- <sup>†</sup>Lever not available in white.