



Series 511 Standard DIP Sockets with Solder Tail Bifurcated Contacts

FEATURES:

- Standard DIP sockets are available with solder tail or wire wrap pins, all with bifurcated contacts. Consult Data Sheet No. 12005 for wire wrap pins.
- Aries offers these standard DIP sockets in more sizes than any other manufacturer.


SPECIFICATIONS:

- Standard body material is black UL 94 V-0 Glass-filled 4/6 Nylon.
- Bifurcated contacts are Grade A spring-tempered Phosphor Bronze per QQ-B-750.
- Pin plating is:
0 = 50-130 μ " min Matte Tin per ASTM B545-97 over 50 μ " Nickel per SAE-AMS-QQ-N-290.
OTL = 50-130 μ " 90/10 Tin/Lead per MIL-T-10727 Type 1 over 50 μ " Nickel per SAE-AMS-QQ-N-290.
1 = 10 μ " min. Gold per MIL-G-45204 over 50 μ " Nickel per SAE-AMS-QQ-N-290.
- Contact current rating=1 Amp.
- Operating Temp. = -67°F to 221°F [-55°C to 105°C] Tin
 = -67°F to 257°F [-55°C 125°C] Gold
- Insertion Force=110 grams/pin average; Withdrawal Force=75 grams/pin average.
- Accepts flat leads up to .014 thk. x .020 wide [.36 x .51], round leads up to .020 [.51] in diameter.
- Socket accepts lead lengths from seating plane from .075-.160 [1.91-4.06].

Mounting Considerations:

- Suggested PCB hole size=.035 \pm .002 [.89 \pm .05]. dia.

ALL DIMENSIONS: INCHES [MILLIMETERS]



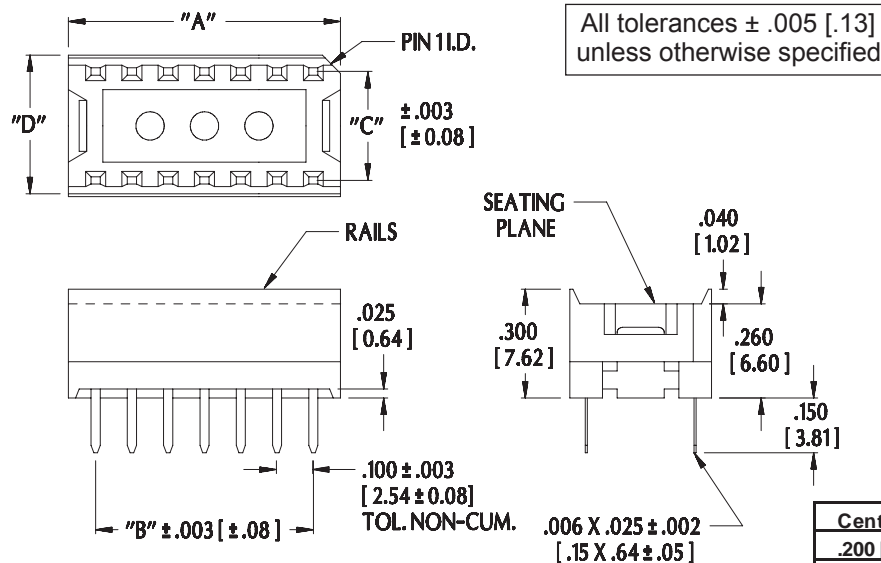
Note: Aries specializes in custom design and production. In addition to the standard products shown on this page, special materials, platings, sizes, and configurations can be furnished, depending on quantities. Aries reserves the right to change product specifications without notice.

ORDERING INFORMATION

XX-X511-1XXXXX

No. of pins (see table) | Series | Plating:
 0=Tin
 1=Gold
 OTL = Tin/Lead
 Solder tail pin
 Optional suffix:
 WR=Without rails

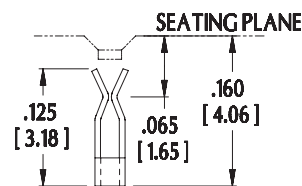
Row-to-row spacing:
 2: "C"=.200 [5.08]
 3: "C"=.300 [7.62]
 4: "C"=.400 [10.16]
 6: "C"=.600 [15.24]



All tolerances \pm .005 [.13] unless otherwise specified

Consult Data Sheet No. 12005 for standard DIP sockets with wire wrap bifurcated contacts.

CONTACT DETAIL



"A"=(NO. OF PINS PER ROW X .100 [2.54]) + .050 [1.27]
 "B"=(NO. OF PINS PER ROW - 1) X .100 [2.54]

Centers "C"	Width "D"	Available Sizes
.200 [5.08]	.290 [7.36]	8, 10
.300 [7.62]	.390 [9.90]	8, 14-20
.400 [10.16]	.490 [12.45]	22
.600 [15.24]	.690 [17.54]	8-24, 28-40, 48

ARIES
 ELECTRONICS, INC.
<http://www.arieselec.com> • info@arieselec.com

Bristol, PA USA
 TEL: (215) 781-9956
 FAX: (215) 781-9845



12004
 REV. E

Mouser Electronics

Authorized Distributor

Click to View Pricing, Inventory, Delivery & Lifecycle Information:

Aries:

[14-511-11WR](#) [16-511-10WR](#)

Aries Electronics:

[14-511-10WR](#) [28-511-11](#) [38-511-10](#) [38-511-11](#) [32-511-10](#) [32-511-11](#) [36-511-10](#) [36-511-11](#) [18-511-10](#) [18-511-11](#)
[14-511-11](#) [14-511-10](#) [16-511-10](#) [22-511-11](#) [22-511-10](#) [24-511-11](#) [24-511-10](#) [28-511-10](#) [08-511-11](#) [08-511-10](#)
[48-511-10](#) [48-511-11](#) [16-511-11WR](#)