THIS DRAWING IS UNPUBLISHED. RELEASED FOR PUBLICATION 2004
© COPYRIGHT 2004 BY - ALL RIGHTS RESERVED.

REVISIONS

| P | LTR | DESCRIPTION | DATE | DWN | APVD |
|---|---|---|---|---|---|
| | D | REVISED PER ECO-14-005095 | 16APR2014 | AP | RP |

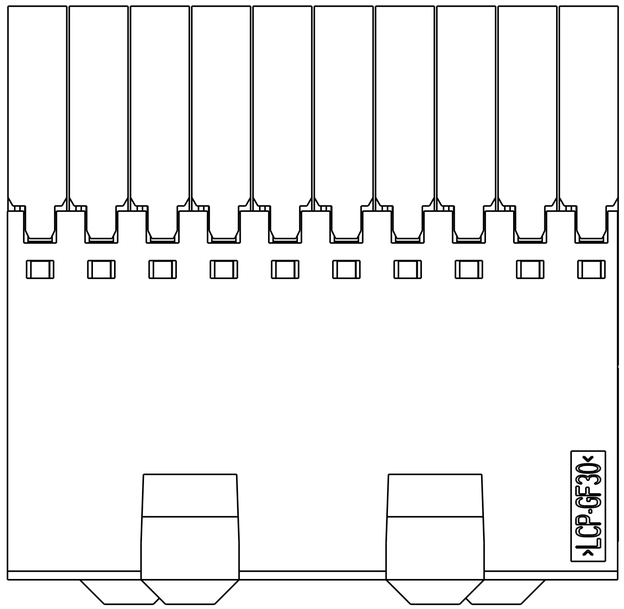


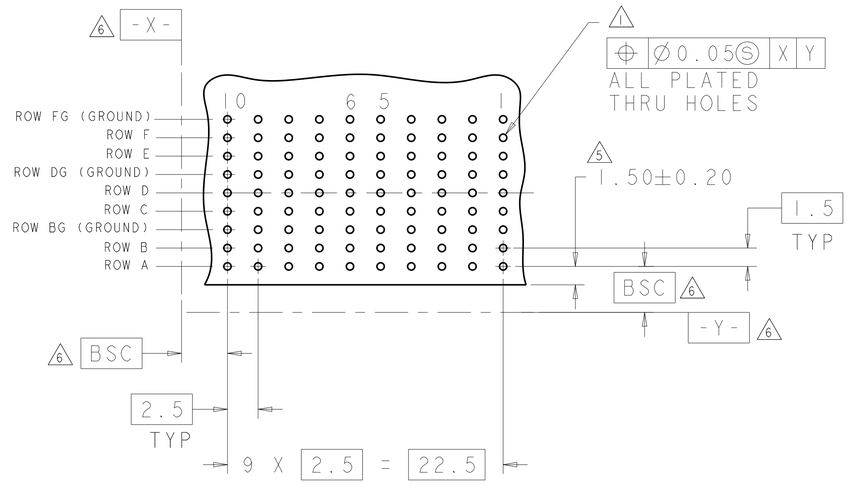


RECOMMENDED PC BOARD LAYOUT,
DAUGHTER BOARD,
COMPONENT SIDE SHOWN
SCALE 4:1

1. REFERENCE APPLICATION SPEC 114-13059 FOR RECOMMENDED PLATED THRU HOLE DIAMETER AND PLATING THICKNESSES.

2. MATERIAL:
   SHIELD - PHOSPHOR BRONZE
   CONTACT - COPPER-NICKEL-SILICON
   HOUSING, CHICKLET AND CHICKLET COVER - GLASS FILLED POLYESTER, UL 94V-0 RATED.

3. FINISH: SIGNAL AND GROUND CONTACTS:
   MATING AREA: MEETS THE PERFORMANCE REQUIREMENTS OF PRODUCT SPECIFICATION 108-2055; BASED ON TELCORDIA GR-1217-CORE, APPLICATIONS IN UNCONTROLLED ENVIRONMENTS
   COMPLIANT PIN AREA: 0.5 µm MIN MATTE TIN OVER BASE PLATING

4. CONNECTOR MARKED WITH PART NUMBER AND DATE CODE IN APPROXIMATE AREA SHOWN.

5. DIMENSION APPLIES TO CENTERLINE OF THRU HOLE

6. DATUMS AND BASIC DIMENSIONS ESTABLISHED BY CUSTOMER

7. CONTACT AREA LUBRICATED WITH BELLCORE APPROVED LUBRICANT. TECHNICAL REFERANCE: GR-1217-CORE, ISSUE 1, NOVEMBER 1995.

8. FINISH: CONTACT AND SHIELD
   MATING AREA - 1.27µm MIN GOLD OVER 1.27µm MIN NICKEL
   COMPLIANT PIN AREA - 0.5µm MIN TIN OVER 1.27µm MIN NICKEL

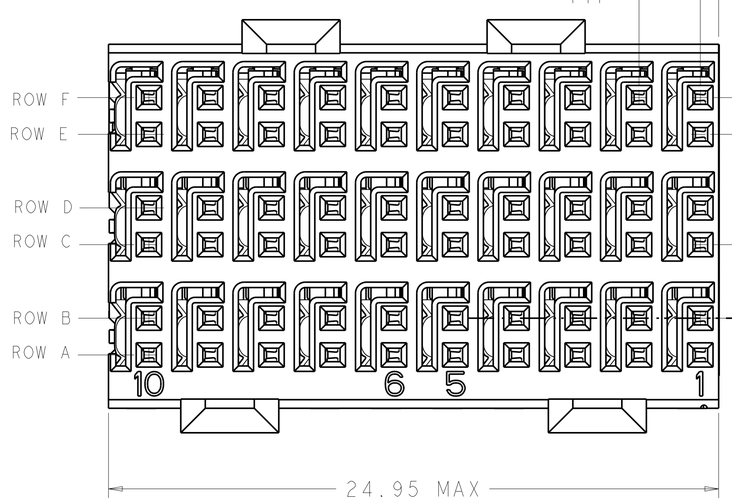


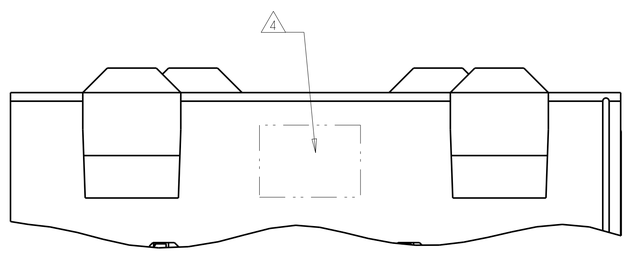


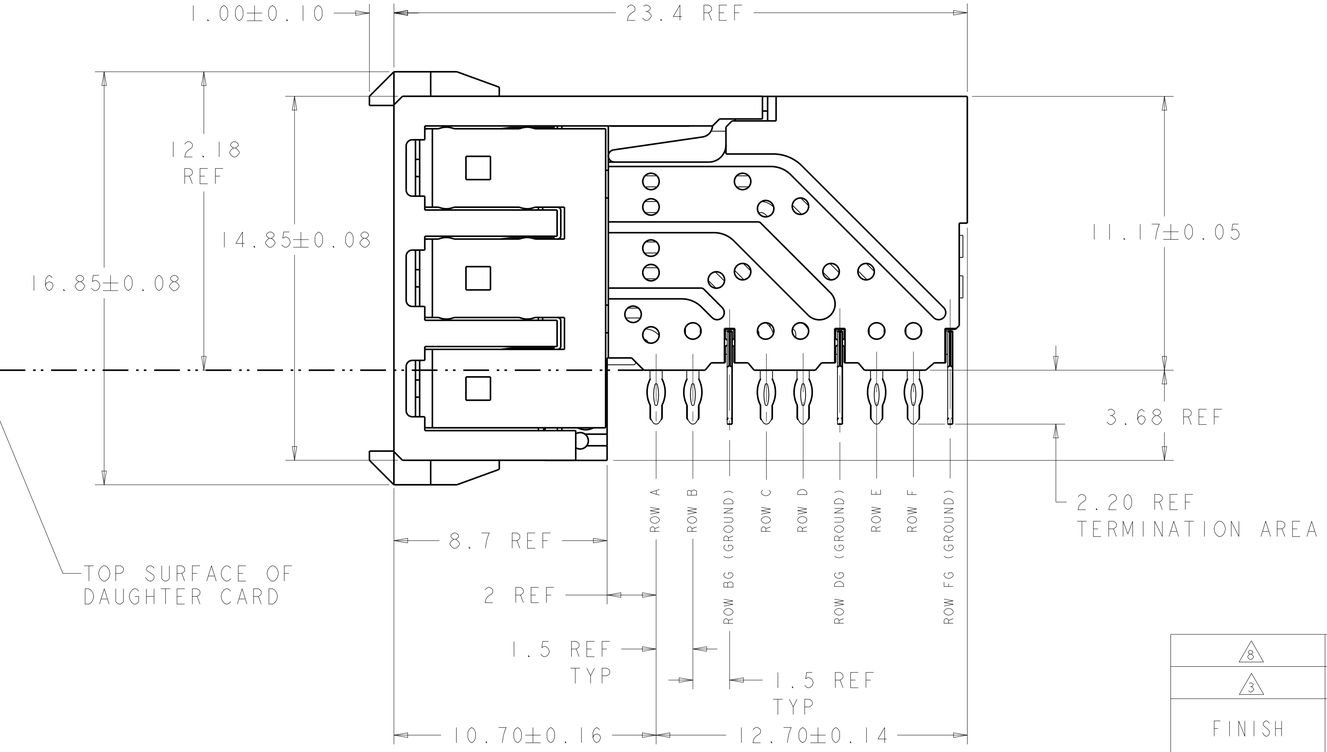


| | |
|---|---|
| 8 | 6469081-2 |
| 3 | 6469081-1 |
| FINISH | PART NUMBER |

THIS DRAWING IS A CONTROLLED DOCUMENT.

DIMENSIONS: mm

TOLERANCES UNLESS OTHERWISE SPECIFIED:
0 PLC ±
1 PLC ±
2 PLC ±
3 PLC ±
4 PLC ±
ANGLES ±1°

MATERIAL - 2

FINISH SEE TABLE

DWN S.MAGARO 28JUN2004
CHK R.PATTERSON 28JUN2004
APVD R.PATTERSON 17MAY2007
PRODUCT SPEC -
APPLICATION SPEC -
WEIGHT -

TE Connectivity

NAME RECEPTACLE ASSEMBLY, 3 PAIR, 25mm, HMZd

| SIZE | CAGE CODE | DRAWING NO | RESTRICTED TO |
|---|---|---|---|
| A1 | 00779 | C-6469081 | - |

CUSTOMER DRAWING

SCALE 8:1 SHEET 1 OF 1 REV D

4805 (3/13)