



Features

- Compared with three past in the chip resistor use, reduction in mounting costs and process, save PCB space

How to Order

ATC 1A 2 C H
① ② ③ ④ ⑤

- ① Series
② Size(1A : 1.0×1.0mm)
③ Attenuation(1 digit numbering)
1: 1dB, 2: 2dB, 3: 3dB, 4: 4dB, 5: 5dB
6: 6dB, 7: 7dB, 8: 8dB, 9: 9dB, A: 10dB
④ Attenuation tolerance

C	±0.3dB	D	±0.5dB
---	--------	---	--------

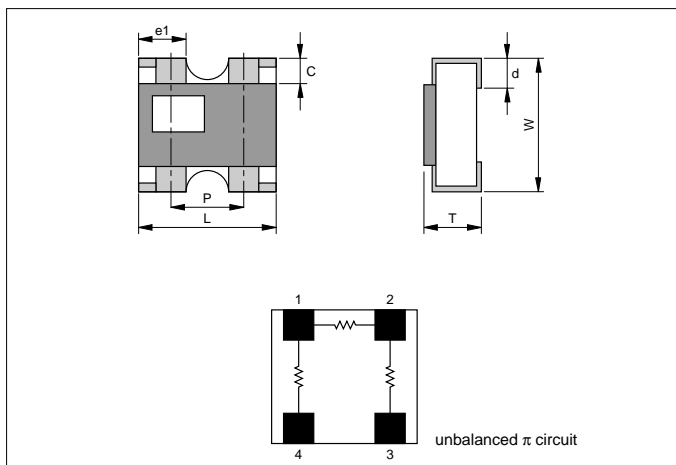
- ⑤ Packaging

Code	Form	Material	Packing unit
H	Taping	Paper	10000pcs/reel

* 2mm pitch taping

Dimensions

(Unit : mm)



Code	L	W	T	P	c
Dimensions	1.00±0.10	1.00±0.10	0.35±0.05	0.65typ	0.20±0.15
Code	d	e1			
Dimensions	0.20±0.15	0.33±0.10			

Rating

Chip attenuators	
Item	Rating
Impedance	50Ω
Attenuation	1dB, 2dB, 3dB, 4dB, 5dB 6dB, 7dB, 8dB, 9dB, 10dB
Attenuation tolerance	±0.3dB: 1dB to 5dB ±0.5dB: 6dB to 10dB
Rated power	40mW/package
Applicable frequency	DC to 2GHz
VSWR	1.3 max
Working temperature	-55 to +125°C

Circuit design

- 1) Once application and assembly environments have been checked, the resistors may be used in conformance with the catalog and the specifications.
- 2) Please consult the manufacturer in advance when the resistors is used in devices such as: devices which deal with human life, i.e. medical devices; devices which are highly public oriented; and devices which demand a high standard of liability.
- 3) Please use the resistors in conformance with the operating temperature provided in both the catalog and the specifications.
- 4) Please keep voltage under the rated voltage which is applied to the resistor.
- 5) Do not use the resistor in an environment where it might easily exceed the respective provisions concerning shock and vibration specified in the catalog and specifications.
- 6) Please do not use the resistor in the following environments.
 - ① State that water, oil, and solvent hang in resistor
 - ② State where poisonous gas (sulfur and chlorine, etc.) exists
 - ③ State that direct sunshine, radiation, and ultraviolet, etc. are irradiated
- 7) There is a thing that resistance changes according to the stuff of the resin when the coating with the resin is given.
Please use resin coating after confirming the characteristic.
- 8) There is a thing that resistance changes according to flux and cleaner.
Please use flux and cleaner after confirming the characteristic.
- 9) Please consult about a lead free products.

Storage

- 1) Keep storage place temperature +5 to +35°C, humidity 45 to 75% RH.
- 2) Please keep parts out of poisonous gas such as sulfur or chlorine in the air, and out of salty moisture. Or they may cause rust of terminal, and poor solderability. and, please consider the above-mentioned item after mounting your company.

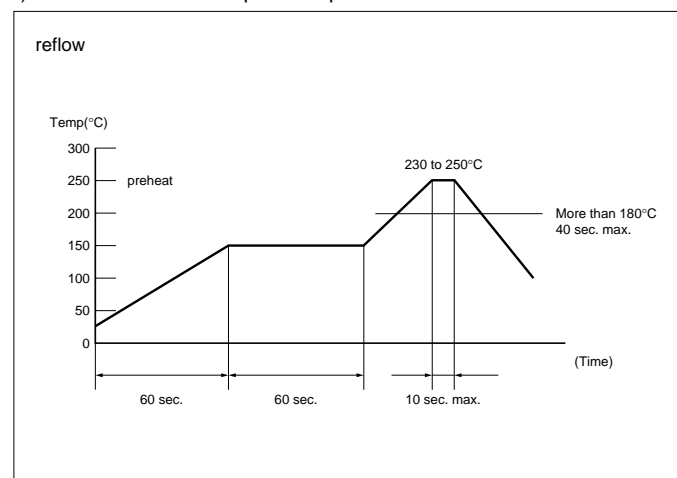
4) Soldering iron

Temperature	soldering iron 300±5°C *
Time	3 sec. max. *

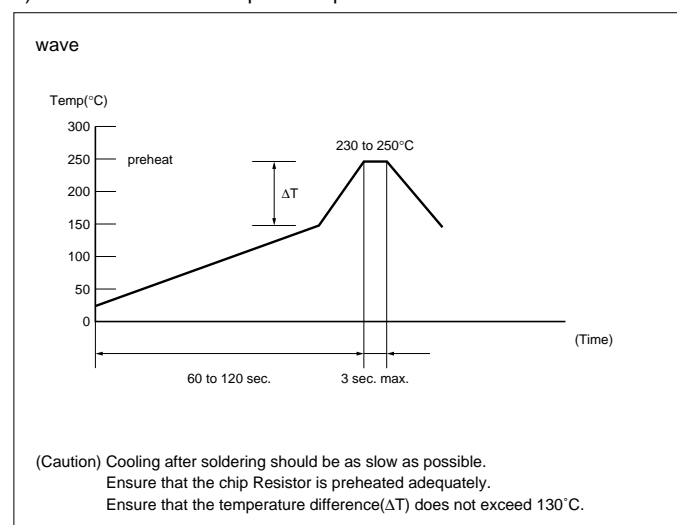
*Do not place the soldering iron on the chip. Soldering iron is 30W max.

Soldering method

1) Recommendable temperature profile



2) Recommendable temperature profile



3) pb-free recommendable temperature profile

