

Models 7057, 7058
N (M) Crimp, N (M) Compression Style 50 Ω



Model 7057 N (M) Crimp 50 Ω



Model 7058 N (M) Compression Style 50 Ω

Use for your 50 Ω N (M) cable assembly applications.

Features

- Precision machined brass body with white bronze plating (reduces intermodulation problems in telecommunications applications).
- Gold plated center contacts.

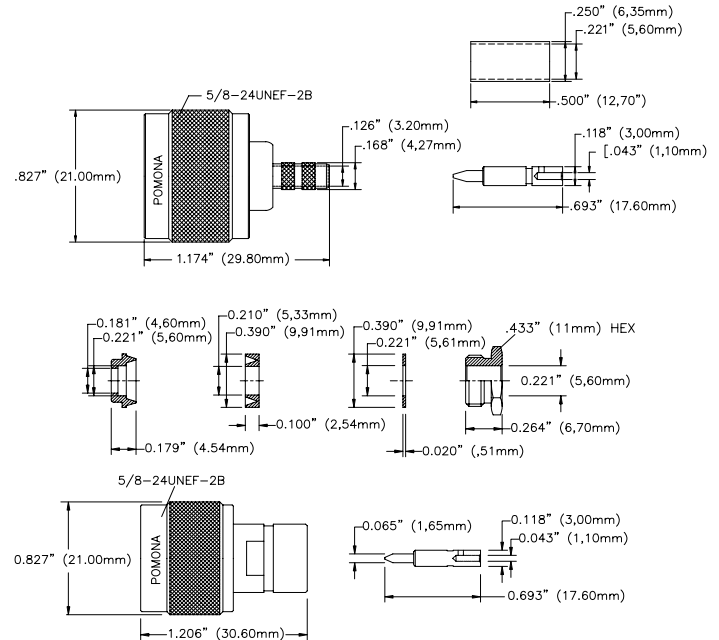
Materials

- Body: Machined brass with white bronze plating.
- Male center pin contacts: Gold plated (30 micro-inches) brass.
- High quality machined PTFE dielectric.

Ordering Information

Model: 7057, TYPE N (M) 55, 142, 223, 400

Model: 7058, TYPE N (M) 58, 58A, 58C, 141, 141A



See page 2 for cable type, crimp information and cable assembly instructions.

Specifications

Nominal impedance	50 Ω
Frequency	0-11 GHz
VSWR	1.30 max. 0-11 GHz
Center / Outer contact resistance	1.0 / 0.2 m Ω
Insulation resistance	5000 M Ω
Number of insertions	500
Ratings: Voltage: 500 Vrms Operating Temperature: -85 °F to +131 °F (-65 °C to +155 °C) Max.	

USA: Sales: 800-490-2361 Technical Support: 800-241-2060 Fax: 888-403-3360

Europe: 31-(0) 40 2675 150 International: 425-446-5500

e-mail: technicalsupport@pomonatest.com

Where to Buy: www.pomonaelectronics.com

All dimensions are in inches. Tolerances (except noted): .xx = \pm .02" (.51 mm), .xxx = \pm .005" (.127 mm). All specifications are to the latest revisions. Specifications are subject to change without notice. Registered trademarks are the property of their respective companies.

Models 7057, 7058 N (M) Crimp, N (M) Compression Style 50 Ω


Cable Type and Crimp Die Sizes

Connector Model #	Cable Groups	Crimp Die set* Size (Hex/Pin)
7057 (Crimp)	55, 142, 223, 400	Model 7281 (.213 / .100)
7058 (Compression)	58, 58A, 58C, 141, 141A	Model 7281 (--- / .100)

*For use with Pomona crimp tool Model 7277.

Cable Assembly Instructions Model 7057

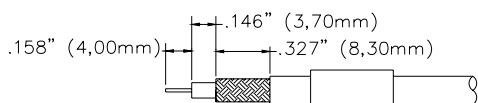
1. CUT CABLE END EVENLY AND PERPENDICULAR



2. SLIDE OUTER FERRULE OVER CABLE END.

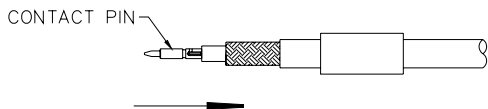


3. STRIP CABLE JACKET, BRAID, AND DIELECTRIC TO SPECIFICATION LENGTHS. (NOTE: FOIL AND BRAID CABLES SHOULD LEAVE FOIL TO END OF DIELECTRIC).

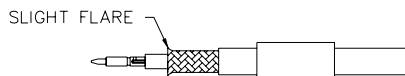


RECOMMENDED STRIP LENGTHS FOR MODEL 7057

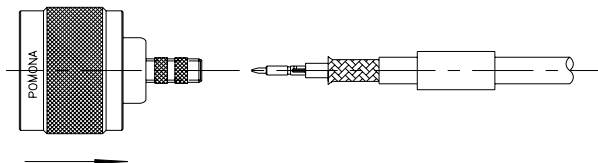
4. INSERT CONTACT PIN ONTO CABLE'S CENTER CONDUCTOR SO THAT IT IS FLUSH TO DIELECTRIC, CRIMP OR SOLDER CONTACT FIRMLY.



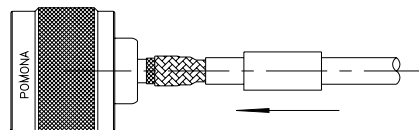
5. FLARE BRAID END SLIGHTLY.



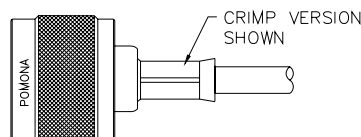
6. INSERT PIN-END INTO CONNECTOR BODY AND PUSH UNTIL IT CLICKS INTO PLACE.



7. SLIDE OUTER FERRULE OVER BRAID AND UP AGAINST BODY ASSEMBLY.



8. CRIMP OUTER FERRULE WITH APPROPRIATE CRIMP TOOL.



USA: Sales: 800-490-2361 Technical Support: 800-241-2060 Fax: 888-403-3360

Europe: 31-(0) 40 2675 150 International: 425-446-5500


e-mail: technicalsupport@pomonatest.com

Where to Buy: www.pomonaelectronics.com

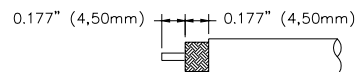
All dimensions are in inches. Tolerances (except noted): .xx = ± 0.02 " (.51 mm), .xxx = ± 0.005 " (.127 mm). All specifications are to the latest revisions. Specifications are subject to change without notice. Registered trademarks are the property of their respective companies.

Models 7057, 7058
N (M) Crimp, N (M) Compression Style 50 Ω **Cable Assembly Instructions Model 7058**

1. CUT CABLE END EVENLY AND PERPENDICULAR

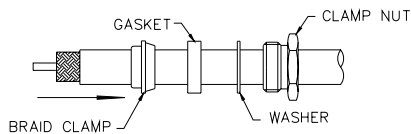


2. STRIP CABLE TO DIMENSIONS SHOWN.

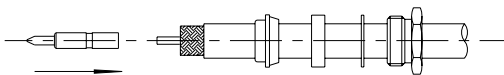


RECOMMENDED CABLE FOR MODEL 7058

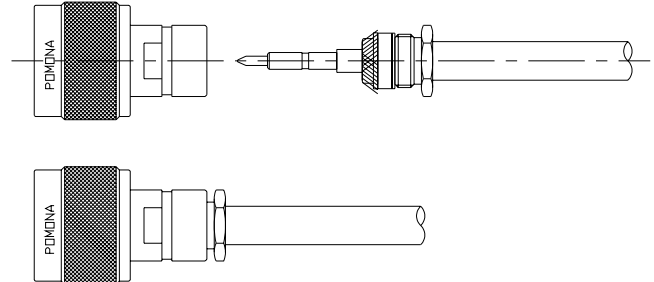
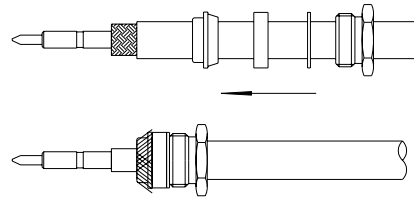
3. SLIDE CLAMP NUT, WASHER, GASKET AND BRAID CLAMP OVER END OF CABLE.



4. INSERT CONTACT PIN ONTO CABLE'S CENTER CONDUCTOR SO THAT IT IS FLUSH TO DIELECTRIC, CRIMP OR SOLDER CONTACT FIRMLY.



4. SLIDE CLAMP NUT, WASHER AND GASKET FORWARD AGAINST BRAID CLAMP, FRAY BRAID AND COMB BACK OVER BRAID CLAMP. THREAD CONNECTOR ONTO CLAMP NUT AND TIGHTEN.



USA: Sales: 800-490-2361 Technical Support: 800-241-2060 Fax: 888-403-3360

Europe: 31-(0) 40 2675 150 **International:** 425-446-5500

e-mail: technicalsupport@pomonatest.com

Where to Buy: www.pomonaelectronics.com

All dimensions are in inches. Tolerances (except noted): .xx = ± 0.02 " (.51 mm), .xxx = ± 0.005 " (.127 mm). All specifications are to the latest revisions. Specifications are subject to change without notice. Registered trademarks are the property of their respective companies.

Mouser Electronics

Authorized Distributor

Click to View Pricing, Inventory, Delivery & Lifecycle Information:

Pomona:

7058