Square Pads-Per-Hole with 0.042” Holes, .100” Grid



8007 4.50”Hx6.50”L x .062” TH
0.100” grid square Pad-Per-Hole Pattern on component side - overall Ground Plane pattern on wiring side .042” holes not plated thru with .085” square isolated solder pads
I/O area w/square solder pads for mounting connector
16-Pin DIP= 60
Material: CEM-1
WW Terminals: T44, T46, T49, T68
Solder Terminals: T42-1
WW Socket Pin: R32



45P80-1 4.5”Hx8.08”L x .062” TH
0.100” square Pad-Per-Hole Pattern - peripheral Ground Plane pattern on both sides. Top/bottom rows on .200 pitch with no plating.
0.042” **holes not plated-thru**. 0.085” square isolated solder pads on both sides.
16-Pin DIP capacity = 80
Material: FR-4
WW Terminals: T44, T46, T49, T68
Solder Terminals: T42-1
WW Socket Pin: R32

45P80-2 4.5”Hx8.08”L x .062” TH
Same as above but **holes plated-thru**

Three-Hole Solder Pads with 0.042” Holes, .100” Grid



8001 4.50”Hx6.50”L x.062” TH
0.100” grid 3-Hole Solder Pad on wiring side only Single-sided with no etch & plating on reverse side .042” holes not plated thru
0.28” x .080” solder pads
I/O area w/square solder pads for mounting connector
16-Pin DIP= 20
Material: CEM-1
WW Terminals: T44, T46, T49, T68
Solder Terminals: T42-1, K24C, K31C
WW Socket Pin: R32



8023 4.5”Hx6.5”L x .062” TH
0.100” grid, 3-hole Pads Pattern on both sides. 0.042” plated-thru holes. I/O area with square connector mounting.
Solder coated pattern.
Material: FR-4
WW Terminals: T44, T46, T49, T68
Solder Terminals: T42-1
WW Socket Pin: R32



3677-6 4.50”Hx8.08”L x.062” TH
0.100” grid 3-Hole Solder Pad on wiring side only. Single-sided with no etch & plating on reverse side
.042” holes not plated thru
0.28” x .080” solder pads
16-Pin DIP= 21
Material: CEM-1
WW Terminals: T44, T46, T49, T68
Solder Terminals: T42-1
WW Socket Pin: R32

Vectorbord® Plugbord™ is designed for plug-in applications. Many feature gold-plated contacts for edge connectors, mounting for 96 or 160-pin DIN connectors, or 2MM Hard Metric (P1/P2) connector on metric pitch boards. Plugbord™ also offers different basic circuit patterns for solder or wire-wrap connections. All bus and circuit patterns are solder coated for user convenience (except P/N 8020).
Selection of mating edge connectors and DIN connectors located on pages 66-69.

30 CONTACTS

3797-2 2.73"H X 4.5"L X .062"TH



0.100" grid 3-Hole Solder Pad on one side only.
.042" diameter holes not plated-thru.
30 gold-plated contacts (15 each side) on .156" centers.
16-pin DIP Capacity = 4
WW Terminals: T44, T46, T49, T68.
Socket pin: R32
Solder Connector: R630.
Card Cage: CCK 12
Material: FR-4

3797 2.73”H X 4.5”L X .062”TH



0.100" grid. Gold-plated edge contacts only
.042" diameter holes not plated-thru.
30 gold-plated contacts (15 each side) on .156" centers.
16-pin DIP Capacity = 15
WW Terminals: T44, T46, T49, T68.
Socket pin: R32
Solder Connector: R630.
Card Cage: CCK 12
Material: FR-4

44 CONTACTS

3795-1 2.73"H X 4.5"L X .062"TH



0.100" grid 3-Hole Solder Pad on one side only.
.042" diameter holes
44 gold-plated contacts (22 each side) on .100" centers.
16-pin DIP Capacity = 4
WW Terminals: T44, T46, T49, T68.
Socket pin: R32
Wire-Wrap Connector: R644-2
Card Cage: CCK 12
Material: FR-4