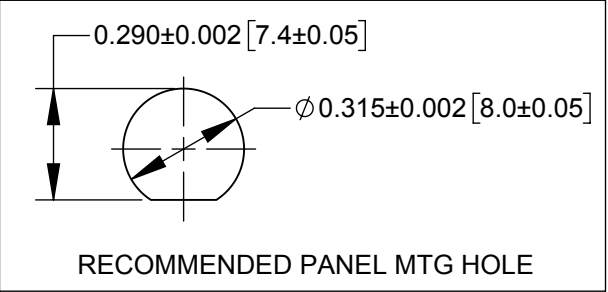
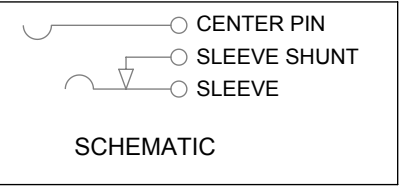
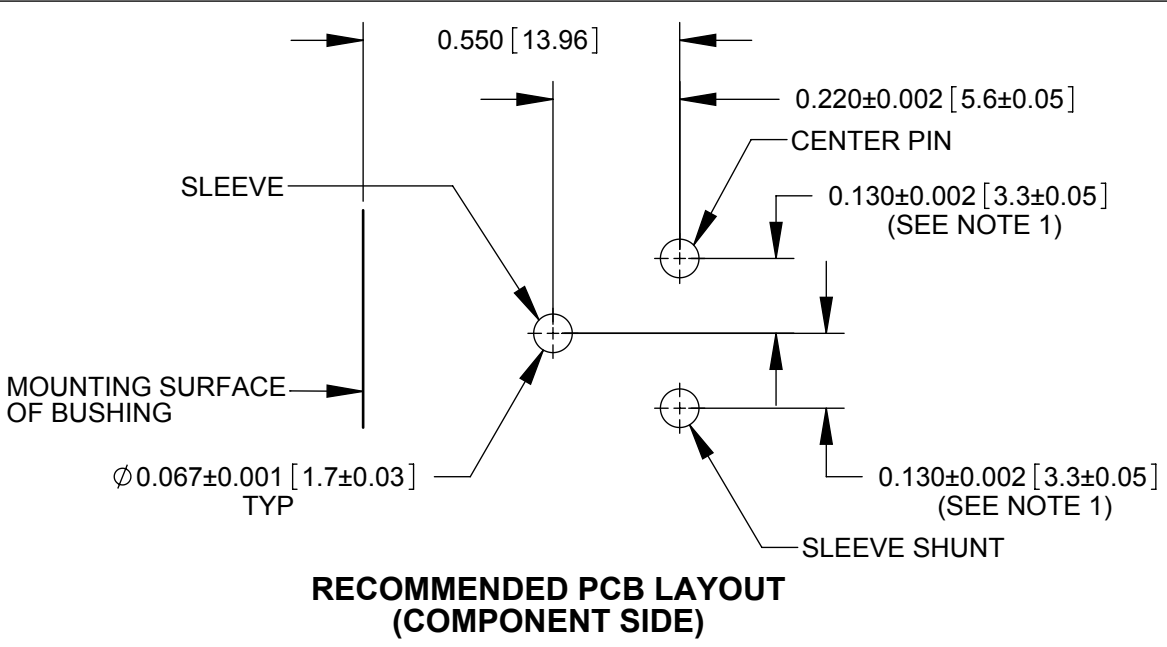
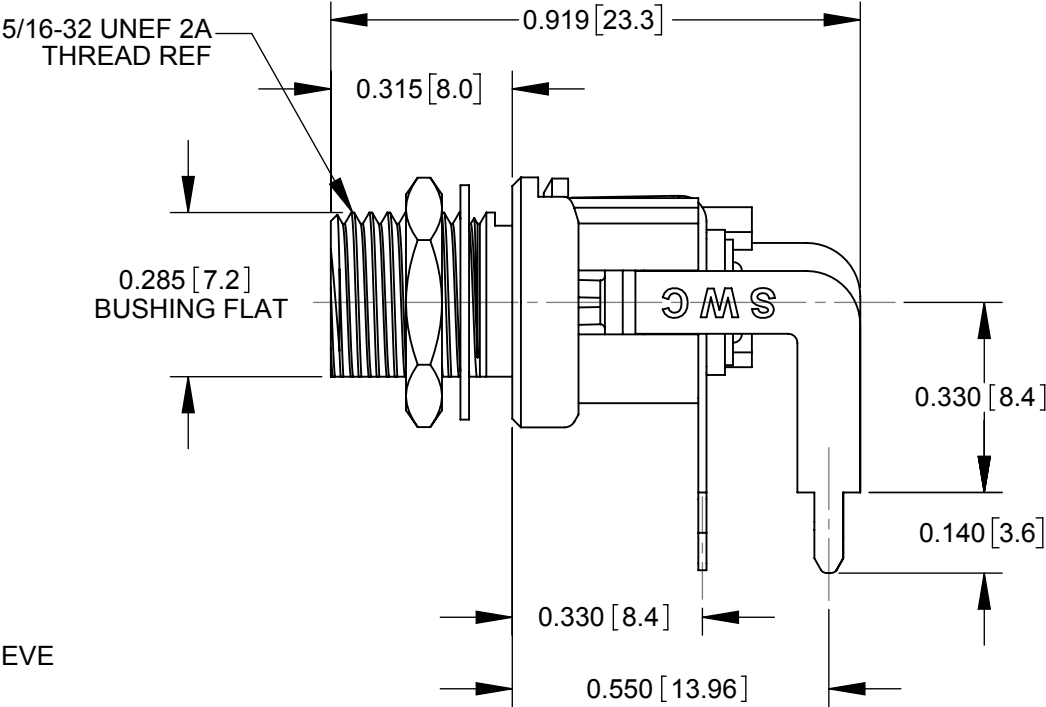
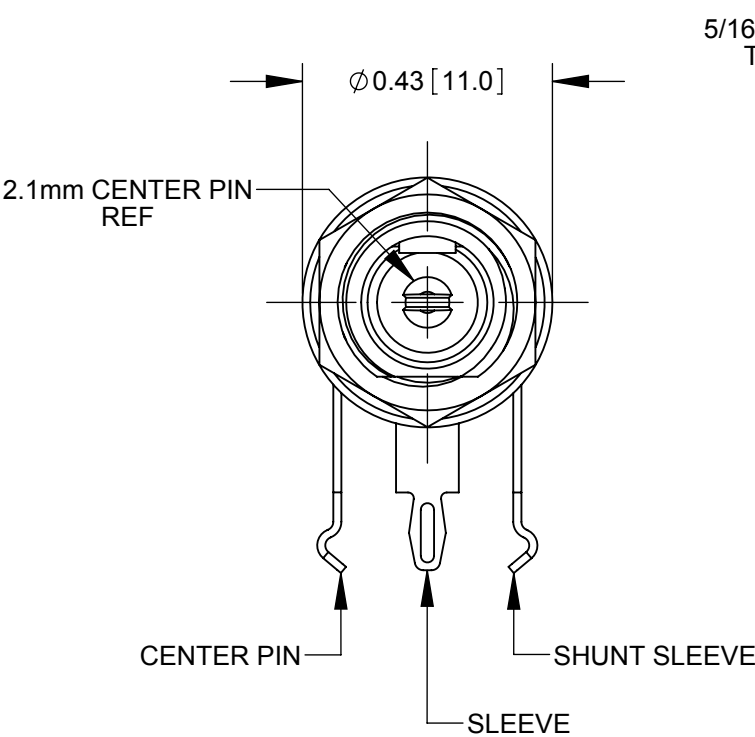


| PART NUMBER | DESCRIPTION | SWITCHCRAFT MATING 2.1mm POWER PLUGS |
|-------------|--|--------------------------------------|
| L721RA | 2.1mm POWER JACK, LONG BUSHING, RIGHT-ANGLE PC | 767K, 768K |



- NOTES:
1. FOR HAND INSERTION USE SPACING 0.130 [3.30]
FOR AUTOMATED INSERTION USE SPACING 0.135 [3.43]
 2. DIMENSIONS SHOWN FOR REFERENCE ONLY.
 3. HEX NUT AND FLAT WASHER SUPPLIED UNASSEMBLED.
 4. MATERIAL:
HOUSING, HEX NUT - COPPER ALLOY, NICKEL PLATED
INSULATOR HOUSING - THERMOPLASTIC
TERMINAL INSULATORS - PHENOLIC
FLAT WASHER - STEEL, NICKEL PLATED
PIN, SPRING, TERMINALS - COPPER ALLOY, SILVER PLATED
 5. THESE PRODUCTS ARE RoHS COMPLIANT

CUSTOMER DRAWING

| | | | | | | | | | | | | | | | | | |
|-----------|-------------|----------|-----|------|--|--|-----------|-------------------------|--------------|-------------------------|------------------------|--|-------|--|-----------|--|--|
| | | | | | | THIS DRAWING DESCRIBES A DESIGN CONSIDERED PROPRIETARY IN NATURE, DEVELOPED AND MANUFACTURED BY SWITCHCRAFT INC. AND IS RELEASED ON A CONFIDENTIAL BASIS FOR IDENTIFICATION PURPOSES ONLY. | | | | | | | | | | | |
| | | | | | | UNLESS OTHERWISE SPECIFIED 1. ALL DIMENSIONS IN INCHES - TWO PLACE DECIMALS ±0.02 - THREE PLACE DECIMALS ±0.005 | SIZE | | WIDTH | | MULT | | LBS/M | | TEMPER | | |
| | | | | | FINISH SPEC No. | | | | | | MATERIAL SPEC No. | | | | | | |
| | | | | | FIRST USED ON | | | | SCALE 3:1 | | Switchcraft® | | | | | | |
| | | | | | DATE DRAWN 02/09/17 | | BY PNK | CHKD PNK 02/09/17 | | APVD SRC 02/09/17 | | | | | | | |
| 0A | PRELIMINARY | 02/09/17 | PNK | SRC | SHEET 1 OF 1 | | | | | | | | | | | | |
| REV | ECO NUMBER | DATE | BY | APVD | NAME 2.1mm POWER JACK LONG BUSHING, RIGHT-ANGLE PC, RoHS | | | | | | PART No. L721RA | | | | REV 0A | | |
| REVISIONS | | | | | DO NOT SCALE DRAWING | | | | | | | | | | | | |