




TIGER EYE
SYSTEM



SFMC SERIES

(1.27 mm) .050"

FLEXIBLE PIN COUNT TIGER EYE™ SOCKETS

SPECIFICATIONS

For complete specifications and recommended PCB layouts see www.samtec.com?SFMC

Insulator Material: Black Liquid Crystal Polymer

Contact Material: Tiger Eye™ = BeCu

Tiger Eye™ LITE = Phosphor Bronze

Plating: Au or Sn over 50 μ" (1.27 μm) Ni

Current Rating: 2.9 A per pin (2 pins powered)

Voltage Rating: 220 VAC/310 VDC

Operating Temp Range: -55 °C to +125 °C

Insertion Depth: (3.05 mm) .120" to (4.06 mm) .160"

Normal Force: Standard= 132 g (1.29 N) avg. LIF= 90 g (0.88 N) avg.

Max Cycles: 10,000 with 30 μ" (0.76 μm) Au

RoHS Compliant: Yes

Board Mates: TFM

Cable Mates: FMTP, FFMD*

*Note: Standard FFMD callout will not mate with FLE, SFMC. Must use gold plated callouts. (See drawing on web.)



High-reliability Tiger Eye™ contacts

Any number of positions from 2 through 50

Slotted SMT tails

Available with optional pick & place pads

HIGH-SPEED CHANNEL PERFORMANCE

Rating based on Samtec reference channel. For full SI performance data visit Samtec.com or contact SIG@samtec.com

8
Gbps

PROCESSING

Lead-Free Solderable: Yes

SMT Lead Coplanarity: (0.10 mm) .004" max (02-26) (0.15 mm) .006" max (27-50)*
*(.004" stencil solution may be available; contact IPG@samtec.com)

RECOGNITIONS

For complete scope of recognitions see www.samtec.com/quality



FILE NO. E111594

ALSO AVAILABLE (MOQ Required)

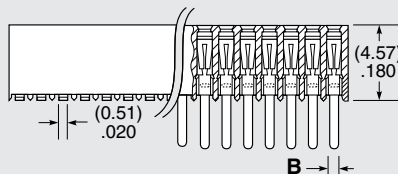
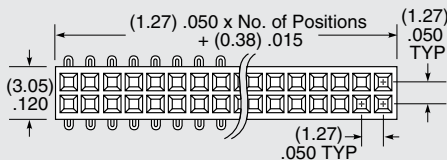
- Other platings

Note: Some sizes, styles and options are non-standard, non-returnable.



02 thru 50

LEAD STYLE	A	B
-01, -L1, -T1	(3.05) .120	(0.51) .020
-03, -L3	(1.91) .075	(0.41) .016



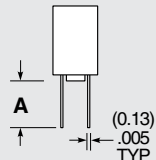
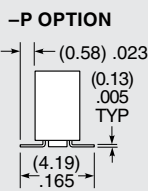
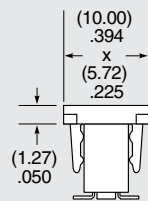
- 01, -03 = Through-hole
- L1, -L3 = Low Insertion Force Through-hole
- 02 = Surface Mount
- L2 = Low Insertion Force Surface Mount
- T1 = Through-hole Tiger Eye™ LITE
- T2 = Surface Mount Tiger Eye™ LITE

-L
= 10 μ" (0.25 μm) Gold on contact, Matte Tin on tail

-K
= (4.00 mm) .157 DIA Polyimide film Pick & Place Pad (4 positions minimum)

-P
= Plastic Pick & Place Pad (5 positions minimum)

-TR
= Tape & Reel



Due to technical progress, all designs, specifications and components are subject to change without notice.

WWW.SAMTEC.COM

All parts within this catalog are built to Samtec's specifications. Customer specific requirements must be approved by Samtec and identified in a Samtec customer-specific drawing to apply.