

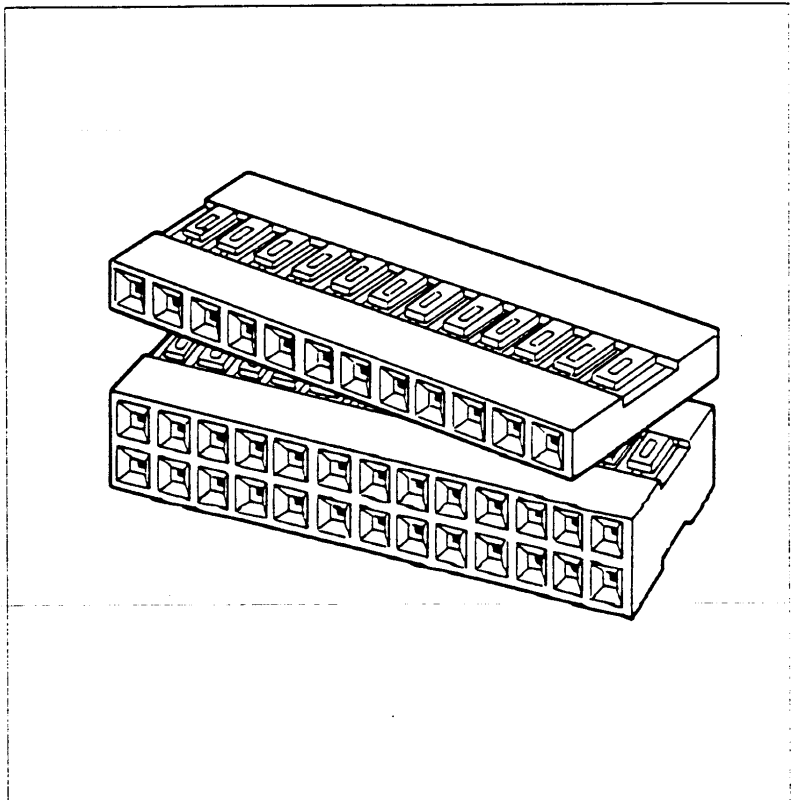
535-229/230

Mini-Latch Housing 2,54 mm**BERGCON® System**

528-640+638

Features

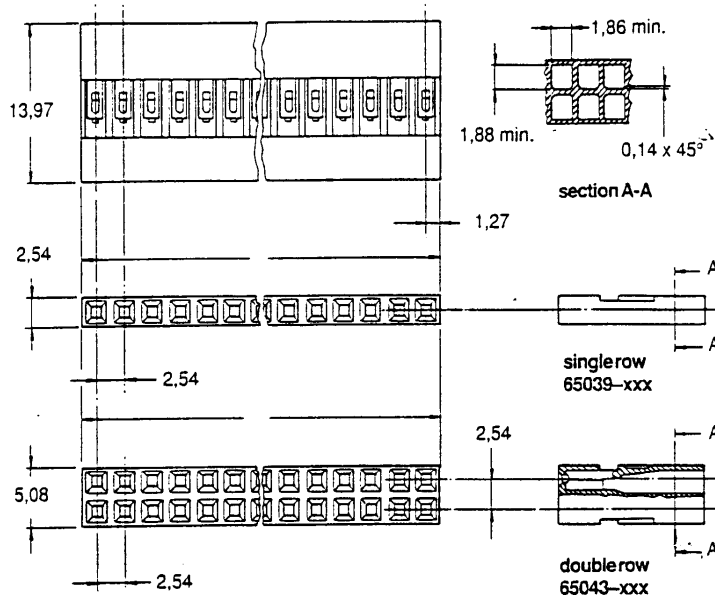
- For use with high reliable dual metal Mini-PV contacts and crimp-to-wire male pins.
- Contact latching in housing.
- Stackable end-to-end and side-by-side.
- Available in single- and double-row versions
- Contact removable with handtool HT 80.

**Technical data**

Spacing	2,54 mm single row 2,54 x 2,54 mm double row
Polarization	By means of a polarization plug, see "Ordering data-Notes"
Material	Modified polyphenylene oxide (UL 94 V-1). Colour black
Insulation resistance	1 x 10 ⁵ MΩ min.
Temperature range	- 40° C to + 125° C according to DIN 53460
Withstanding voltage	1500 V rms (sea level)
Latching force	27 N (2,7 kgf) min. per position
Packaging	100 housings, min order quantity : 500 housings from 2 or 2x2 up to 20 or 2x20 positions. 100 housings larger than 20 or 2x20 positions

Mini-Latch Housing

Dimensions mm



Accepts		
Crimp-to-wire Mini-PV* range, AWG 22-36 Crimp-to-wire male pin, AWG 22-32 For AWG 18-20 only rod housing is applicable		
Mating pin		
Size	0,64	square or round
Recommended length	5,08 min.	5,84 nom.

Ordering data

Number of positions	Dash numbers	Dimension A		Number of positions	Dash numbers	Dimension A	
		mm				mm	
2	65039-035	5,08		2 x 2	65043-035	5,08	
3	-034	7,62		2 x 3	-034	7,62	
4	-033	10,16		2 x 4	-033	10,16	
5	-032	12,70		2 x 5	-032	12,70	
6	-031	15,24		2 x 6	-031	15,24	
7	65039-030	17,78		2 x 7	65043-030	17,78	
8	-029	20,32		2 x 8	-029	20,32	
9	-028	22,86		2 x 9	-028	22,86	
10	-027	25,40		2 x 10	-027	25,40	
11	-026	27,94		2 x 11	-026	27,94	
12	-025	30,48		2 x 12	-025	30,48	
13	65039-024	33,02		2 x 13	65043-024	33,02	
14	-023	35,56		2 x 14	-023	35,56	
15	-022	38,10		2 x 15	-022	38,10	
16	-021	40,64		2 x 16	-021	40,64	
17	-020	43,18		2 x 17	-020	43,18	
18	-019	45,72		2 x 18	-019	45,72	
19	65039-018	48,26		2 x 19	65043-018	48,26	
20	-017	50,80		2 x 20	-017	50,80	
21	-016	53,34		2 x 21	-016	53,34	
22	-015	55,88		2 x 22	-015	55,88	
23	-014	58,42		2 x 23	-014	58,42	
24	-013	60,96		2 x 24	-013	60,96	
25	65039-012	63,50		2 x 25	65043-012	63,50	
26	-011	66,04		2 x 26	-011	66,04	
27	-010	68,58		2 x 27	-010	68,58	
28	-009	71,12		2 x 28	-009	71,12	
29	-008	73,66		2 x 29	-008	73,66	
30	-007	76,20		2 x 30	-007	76,20	
31	65039-006	78,74		2 x 31	65043-006	78,74	
32	-005	81,28		2 x 32	-005	81,28	
33	-004	83,82		2 x 33	-004	83,82	
34	-003	86,36		2 x 34	-003	86,36	
35	-002	88,90		2 x 35	-002	88,90	
36	-001	91,44		2 x 36	-001	91,44	

Notes

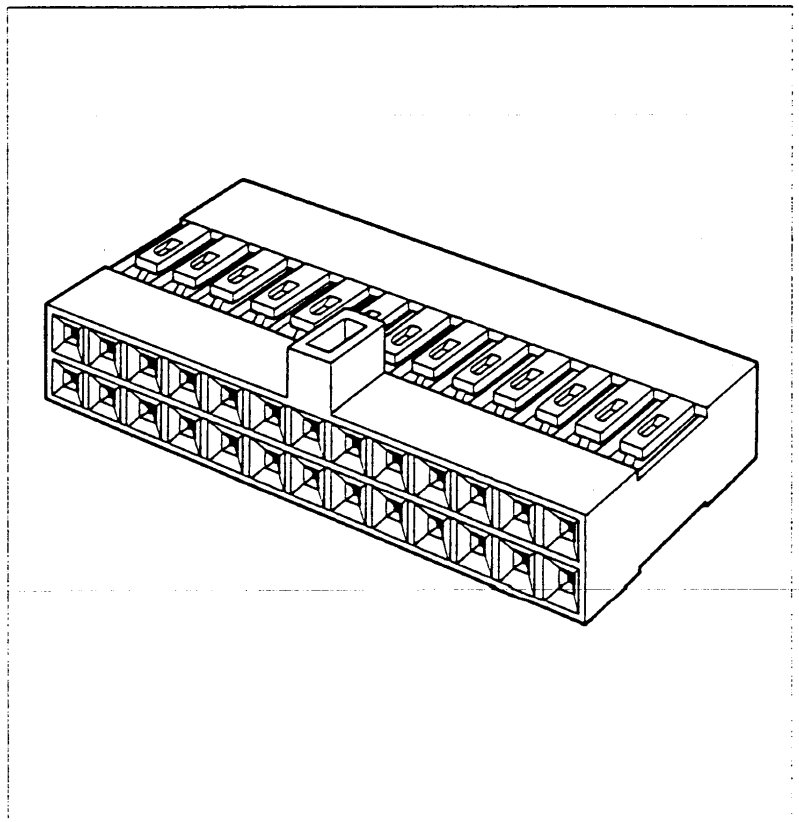
1. For polarization and latching devices see accessories.
2. For special configurations contact your local BERG Electronics sales office.

Polarized Mini-Latch Housing, 2,54 mm

BERGCON[®] System

Features

- For use with high reliable dual metal Mini-PV contacts and crimp-to-wire male pins.
- Polarization prevents mismatching.
- Contact latching in housing.
- Positively locks with BERG's latched shielded headers.
- Contact removable with handtool HT 80.

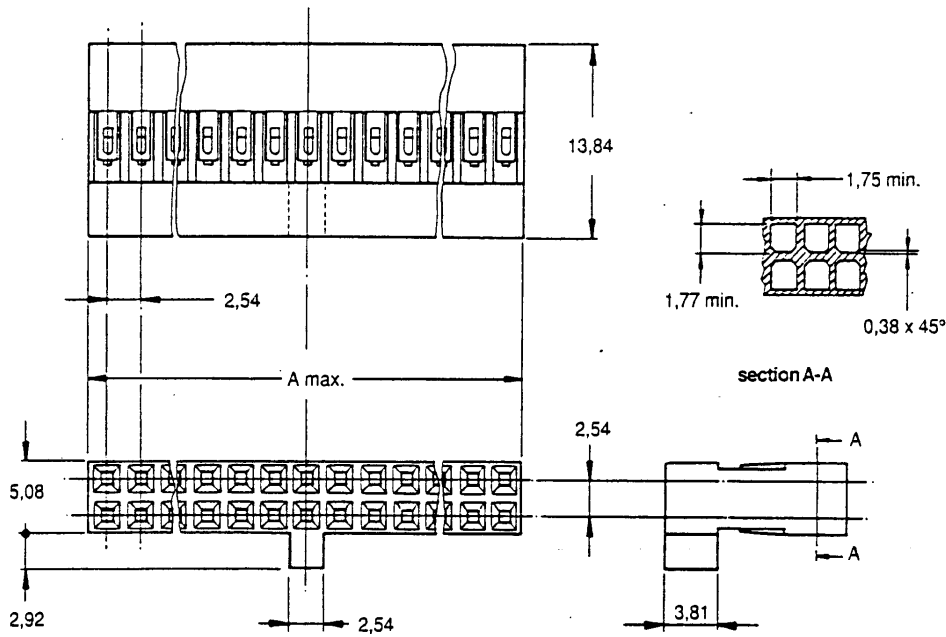


Technical data

Spacing	2,54 x 2,54 mm
Polarization	By means of moulded-in peg
Material	Modified polyphenylene oxide (UL 94 V-1). Colour black
Insulation resistance	1 x 10 ⁵ MΩ min.
Temperature range	- 40° C to + 125° C according to DIN 53460
Withstanding voltage	1500 V rms (sea level)
Latching force	27 N (2,7 kgf) min. per position
Packaging	100 housings, min order quantity : 500 housings from 4 up to 40 positions.

Polarized Mini-Latch Housing

Dimensions mm



Accepts

Crimp-to-wire Mini-PV* range, AWG 22-36
Crimp-to-wire male pin, AWG 22-32

Mating pin

Size 0,64 square or round

Recommended length 5,08 min. 5,84 nom.

Ordering data

Number of positions	Dash numbers	Dimension A		Number of positions	Dash numbers	Dimension A	
		mm				mm	
4	65846-014	5,08		40	65846-024	50,80	
6	-015	7,62		42	-025	53,34	
8	-016	10,16		44	-004	55,88	
10	65846-010	12,70		46	65846-026	58,42	
12	-017	15,24		48	-027	60,96	
14	-007	17,78		50	-012	63,50	
16	65846-011	20,32		52	65846-028	66,04	
18	-008	22,86		54	-005	68,58	
20	-006	25,40		56	-029	71,12	
22	65846-018	27,94		58	65846-030	73,66	
24	-001	30,48		60	-013	76,20	
26	-019	33,02		62	-031	78,74	
28	65846-020	35,56		64	65846-009	81,28	
30	-002	38,10		66	-032	83,82	
32	-021	40,64		68	-033	86,36	
34	65846-022	43,18		70	65846-034	88,90	
36	-023	45,72		72	-035	91,44	
38	-003	48,26					

Notes

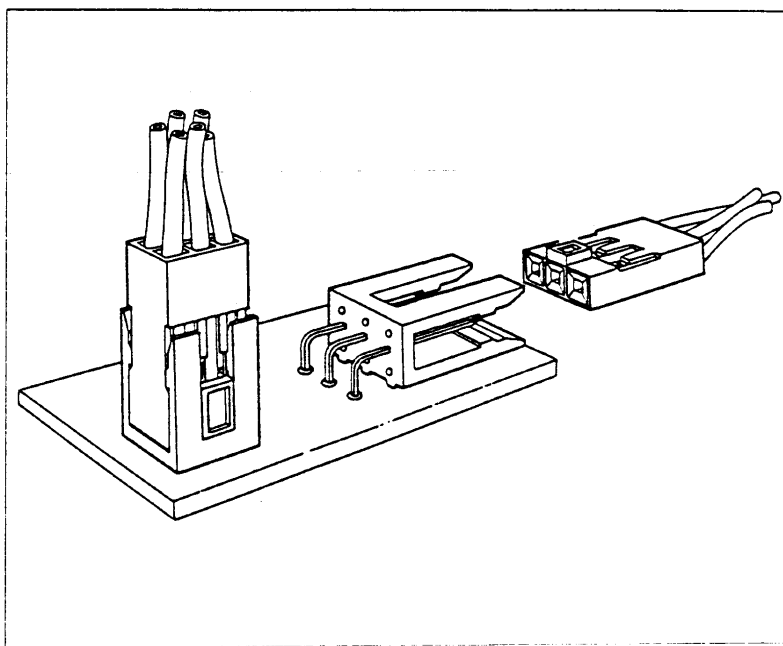
1. For mating headers: application data sheet TA 261 on request.
2. For polarizing and latching devices see accessories.
3. For special configurations contact your local BERG Electronics sales office.

Crimp-to-Wire Latching System, 2,54 mm

BERGCON[®] System

Features

- Mini PV[™] terminals and drawn wire pins for high reliability.
- Passive latching and optional polarization.
- Single and double row occupy minimal real estate.

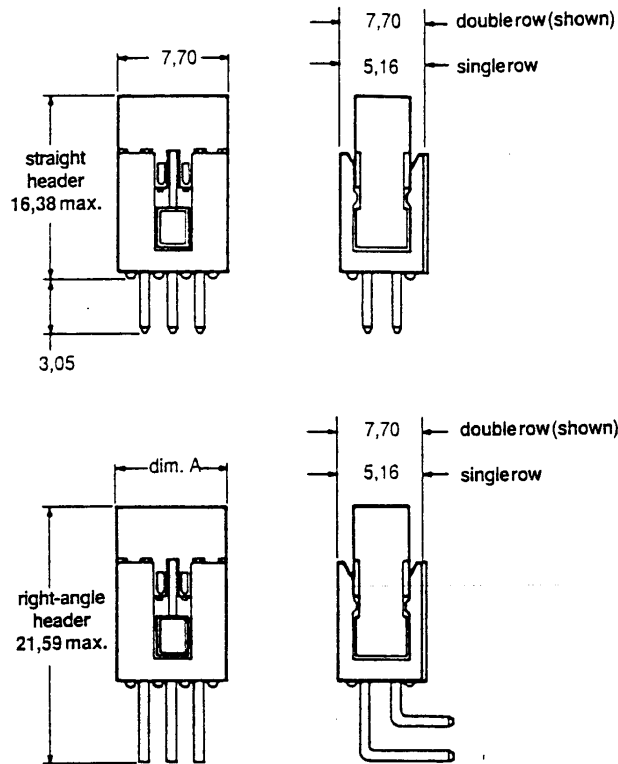


Technical data

	Spacing	2,54 mm, or 2,54 x 2,54 mm
	Polarization/latching	Configurations of plastic parts
Housing/Header	Material	Thermoplastic(UL 94 V-1). Colour black
	Insulation resistance	1 x 10 ⁵ MΩ min.
	Temperature range	- 40° C to + 105° C
	Withstanding voltage	1000 V rms (sea level)
Contact	Type	Mini PV [™]
	Current rating	3A continuous
	Resistance	5mΩ max.
	Packaging	10000 contacts per reel and/or 100 housings or headers per box, min. orders quantity 1 reel and 500 housings and 100 headers

Crimp-to-Wire Latching System

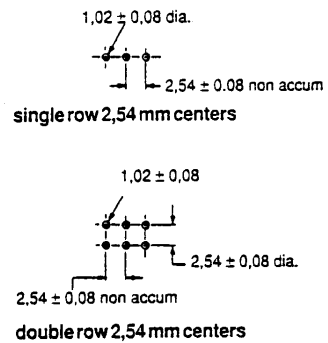
Dimensions mm



Accepts

Crimp-to-wire PV™, AWG 22-26

P.C. Board Specification



RU **SP** (Series 65039 and 65043 only)

Ordering data

Number of positions	Header*		Housing		Mini PV™ Terminal	Dimension A mm	
	Straight	Rightangle	w/Polarization	w/o Polarization			
single row							
3	69167-103	78208-103	78211-003	65039-034	Select a mini PV™ part number	7,62	
4	-104	-104	-004	-033		10,16	
5	-105	-105	-005	-032		12,70	
6	-106	-106	-006	-031		15,24	
7	-107	-107	-007	-030		17,78	
8	-108	-108	-008	-029		20,32	
9	-109	-109	-009	-028		22,86	
10	-110	-110	-010	-027		25,40	
11	-111	-111	-011	-026		27,94	
12	-112	-112	-012	-025		30,48	
13	-113	-113	-013	-024		33,02	
14	-114	-114	-014	-023		35,56	
15	-115	-115	-015	-022		38,10	
double row							
6	69168-106	78207-106	69176-006	65043-034		Select a mini PV™ part number	7,62
8	-108	-108	-008	-033	10,16		
10	-110	-110	-010	-032	12,70		
12	-112	-112	-012	-031	15,24		
14	-114	-114	-014	-030	17,78		
16	-116	-116	-016	-029	20,32		
18	-118	-118	-018	-028	22,86		
20	-120	-120	-020	-027	25,40		
22	-122	-122	-022	-026	27,94		
24	-124	-124	-024	-025	30,48		
26	-126	-126	-026	-024	33,02		
28	-128	-128	-028	-023	35,56		
30	-130	-130	-030	-022	38,10		

*Standard plating of header is gold, class II