



WR3803X

Single Color 3 Flush Mount Round Shape Type

Features

Package	3 Flush Mount Round shape type, Water Clear epoxy
Product features	<ul style="list-style-type: none"> • Outer Dimension 3 Round shape type • Operation temperature range. Storage Temperature :-40 ~ 100 Operating Temperature :-40 ~ 85 • Lead-free soldering compatible • RoHS compliant
Dominant wavelength	637 nm
Half Intensity Angle	20 deg.
Die materials	GaAIAs
Rank grouping parameter	Sorted by luminous intensity per rank taping
Soldering methods	TTW (Through The Wave) soldering and manual soldering
ESD	More than 1kV(HBM)
Packing	Bulk : 200pcs(MIN.)

Recommended Applications

Amusement Equipment, Electric Household Appliances, OA/FA, Other General Applications



WR3803X

Single Color 3 Flush Mount Round Shape Type

Color and Luminous Intensity

(Ta=25 °C)

Part No.	Material	Emitted Color	Lens Color		Dominant Wavelength d (nm)		Luminous Intensity Iv (mcd)		
					TYP.	I _F (mA)	MIN.	TYP.	I _F (mA)
WR3803X	GaAlAs	Red	Water Clear	Clear	637	20	400	800	20

Absolute Maximum Ratings

(Ta=25 °C)

Item	Symbol	Absolute Maximum Ratings	Unit
Power Dissipation	P _d	125	mW
Forward Current	I _F	50	mA
Pulse Forward Current ¹	I _{FRM}	200	mA
Derating (Ta=25 °C or higher)	I _F	0.67	mA/°C
Reverse Voltage	V _R	5	V
Operating Temperature	T _{opr}	-40~+85	°C
Storage Temperature	T _{stg}	-40~+100	°C

¹ I_{FRM} Measurement condition : Pulse Width 1ms., Duty 1/20.

Electro-Optical Characteristics

(Ta=25)

Item	Conditions	Symbol	Characteristics		Unit
Forward Voltage	I _F =20mA	V _F	TYP.	1.9	V
			MAX.	2.4	
Reverse Current	V _R =4V	I _R	MAX.	100	μ A
Peak Wavelength	I _F =20mA	λ _p	TYP.	655	nm
Dominant Wavelength	I _F =20mA	λ _d	TYP.	637	nm
Spectral Line Half Width	I _F =20mA		TYP.	25	nm
Half Intensity Angle	I _F =20mA	2θ _{1/2}	TYP.	20	deg.

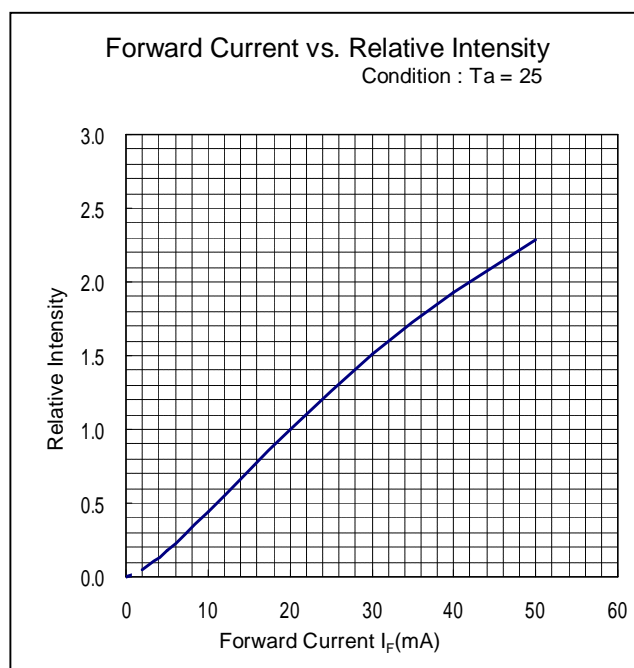
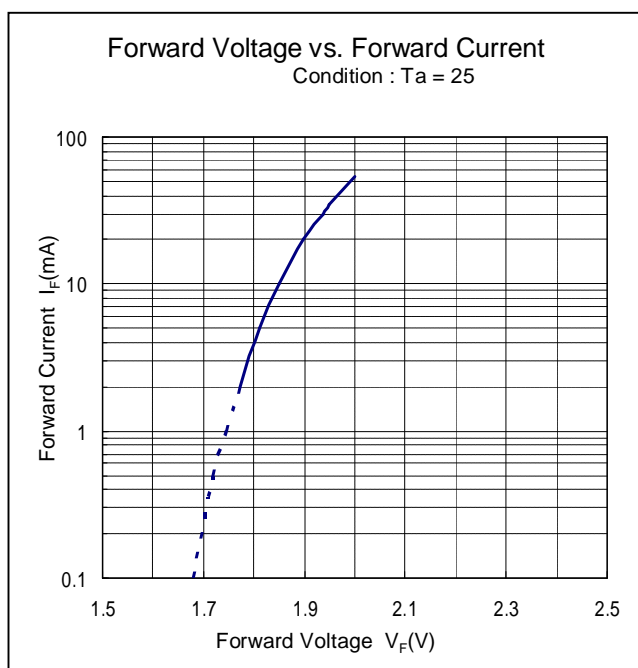
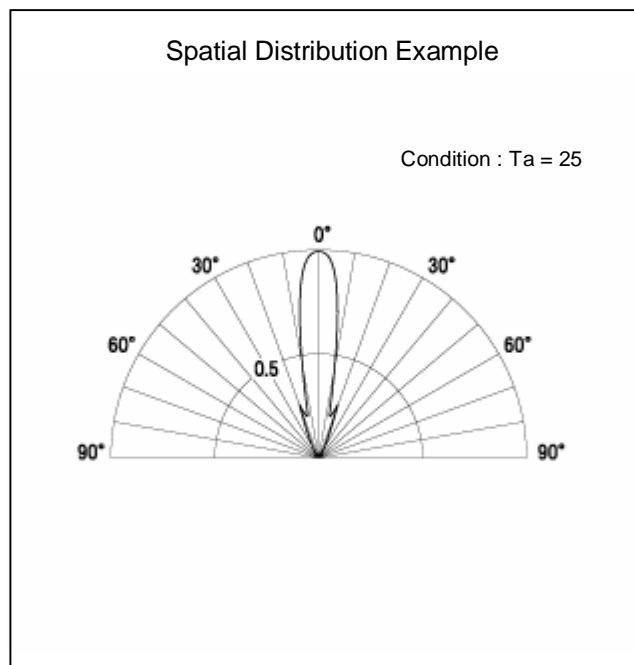
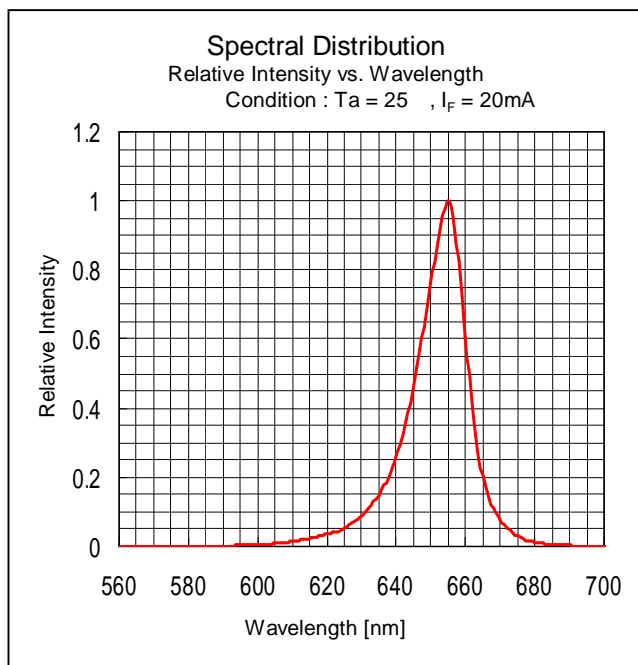
Luminous Intensity Rank

(Ta=25)

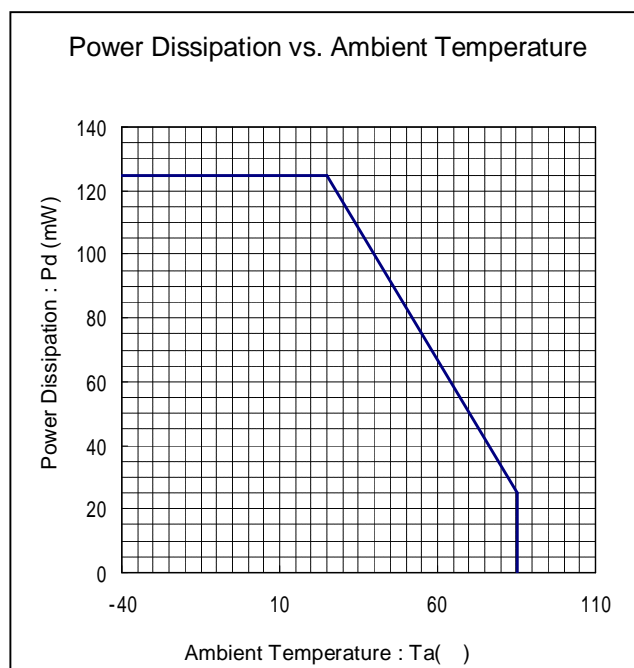
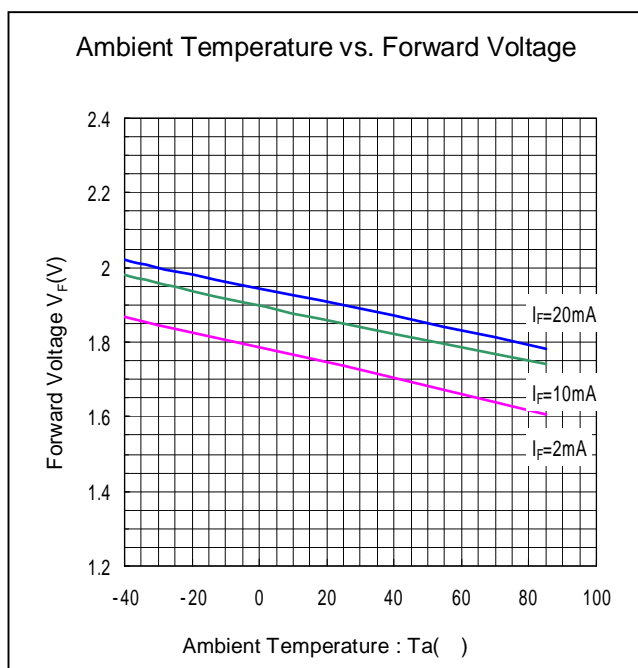
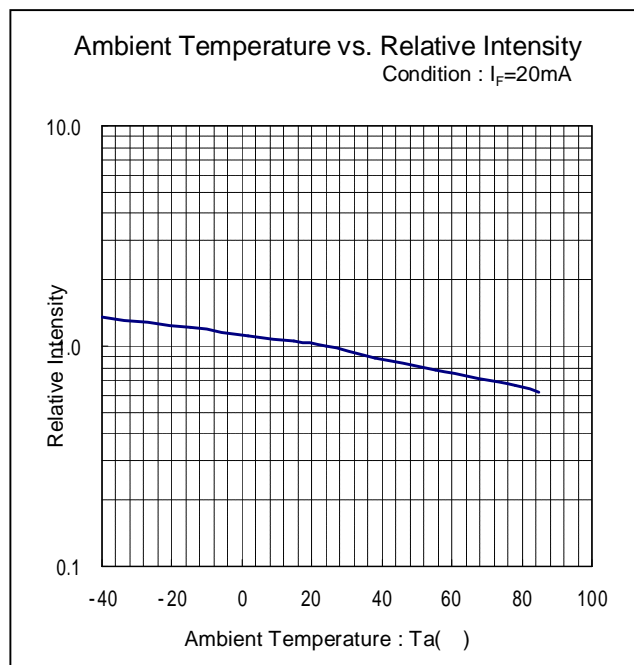
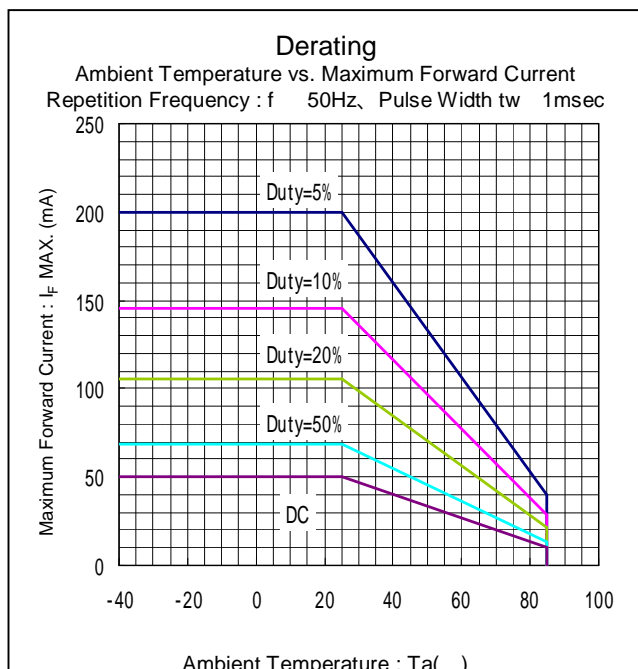
Rank	I _V (mcd)		Condition
	MIN.	MAX.	
A	400	140	I _F = 20mA
B	560	200	
C	800	280	
D	1,120	400	
E	1,600	-	

Please contact our sales staff concerning rank designation.

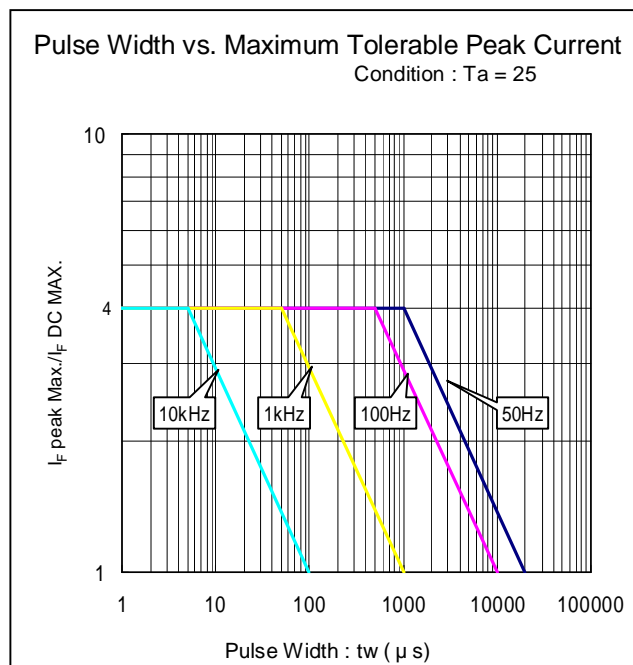
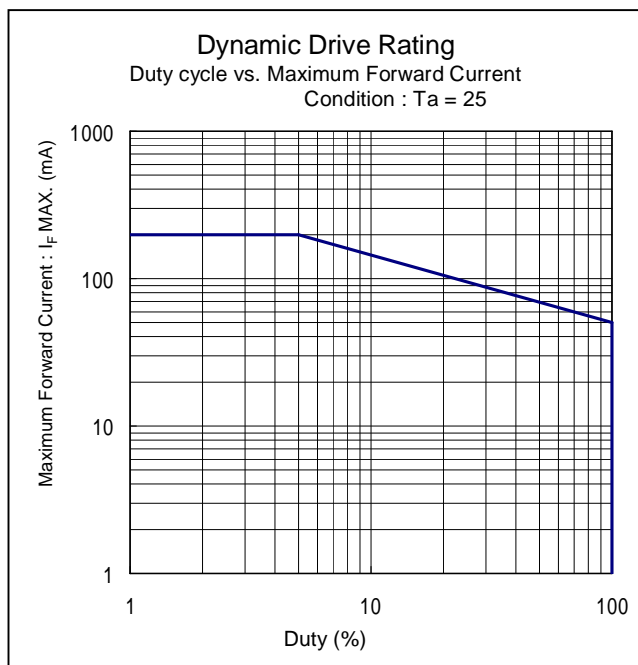
Technical Data



Technical Data



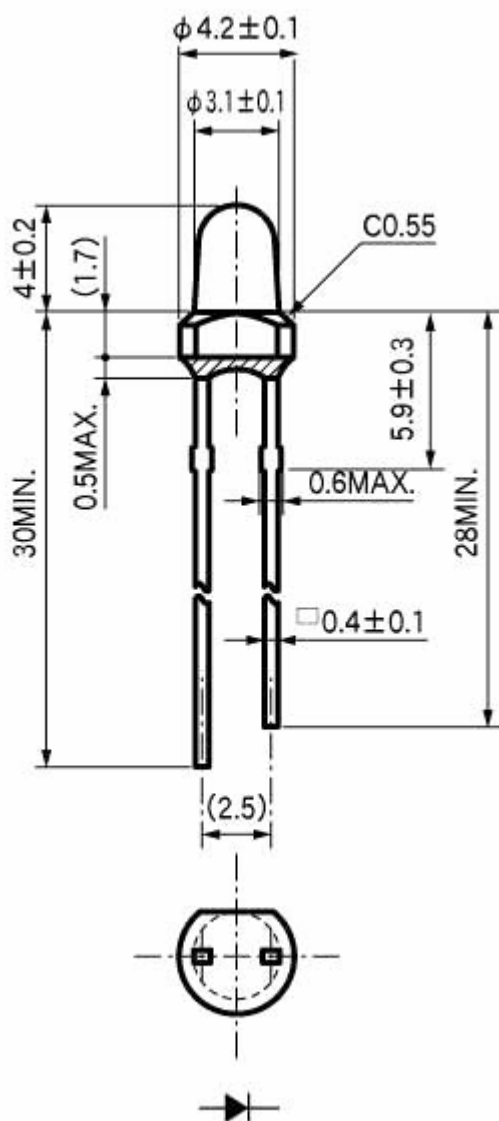
Technical Data



Package Dimensions

(Unit: mm)

Weight: (160)mg





WR3803X

Single Color 3 Flush Mount Round Shape Type

TTW (Through The Wave) soldering Conditions

Pre-heating	100	(MAX.)
Solder Bath Temp.	265	(MAX.)
Dipping Time	5 s	(MAX.)

- 1) The dip soldering process shall be 2 times maximum.
- 2) The product shall be cooled to room temp. before the second dipping process.

The detail is described to LED and Photodetector handling precautions of home page:
"Mounting through-hole Type Devices" and "Soldering", and use it after the confirmation, please.

Manual Soldering Conditions

Iron tip temp.	400	(MAX.)
Soldering time and frequency	3 s	(MAX.)
	2 times	(MAX.)

The detail is described to LED and Photodetector handling precautions of home page:
"Mounting through-hole Type Devices" and "Soldering", and use it after the confirmation, please.

Reliability Testing Result

Reliability Testing Result	Applicable Standard	Testing Conditions	Duration	Failure
Room Temp. Operating Life	BAJED-4701/100(101)	Ta = 25 , If = Maximum Rated Current	1,000 h	0/25
Resistance to Soldering Heat	BAJED-4701/300(302)	260 ± 5 , 3mm from package base	10s	0/25
Temperature Cycling	BAJED-4701/100(105)	Minimum Rated Storage Temperature(30min) ~ Normal Temperature(15min) ~ Maximum Rated Storage Temperature(30min) ~ Normal Temperature(15min)	5 cycles	0/25
Wet High Temp. Storage Life	BAJED-4701/100(103)	Ta = 60 ± 2 , RH = 90 ± 5%	1,000 h	0/25
High Temp. Storage Life	BAJED-4701/200(201)	Ta = Maximum Rated Storage Temperature	1,000 h	0/25
Low Temp. Storage Life	BAJED-4701/200(202)	Ta = Minimum Rated Storage Temperature	1,000 h	0/25
Lead Tension	BAJED-4701/400(401)	10N, 1time (0.4 and Flat Package : 5N)	10s	0/10
Vibration, Variable Frequency	BAJED-4701/400(403)	98.1m/s ² (10G), 100 ~ 2KHz sweep for 20min., XYZ each direction	2 h	0/10

Failure Criteria

Items	Symbols	Conditions	Failure criteria
Luminous Intensity	Iv	If Value of each product Luminous Intensity	Testing Min. Value < Spec. Min. Value x 0.5
Forward Voltage	V _F	If Value of each product Forward Voltage	Testing Max. Value Spec. Max. Value x 1.2
Reverse Current	I _R	V _R = Maximum Rated Reverse Voltage V	Testing Max. Value Spec. Max. Value x 2.5
Cosmetic Appearance	-	-	Occurrence of notable decoloration, deformation and cracking

Special Notice to Customers Using the Products and Technical Information Shown in This Data Sheet

- 1) The technical information shown in the data sheets are limited to the typical characteristics and circuit examples of the referenced products. It does not constitute the warranting of industrial property nor the granting of any license.
- 2) For the purpose of product improvement, the specifications, characteristics and technical data described in the data sheets are subject to change without prior notice. Therefore it is recommended that the most updated specifications be used in your design.
- 3) When using the products described in the data sheets, please adhere to the maximum ratings for operating voltage, heat dissipation characteristics, and other precautions for use. We are not responsible for any damage which may occur if these specifications are exceeded.
- 4) The products that have been described to this catalog are manufactured so that they will be used for the electrical instrument of the benchmark (OA equipment, telecommunications equipment, AV machine, home appliance and measuring instrument).
The application of aircrafts, space borne application, transportation equipment, medical equipment and nuclear power control equipment, etc. needs a high reliability and safety, and the breakdown and the wrong operation might influence the life or the human body. Please consult us beforehand if you plan to use our product for the usages of aircrafts, space borne application, transportation equipment, medical equipment and nuclear power control equipment, etc. except OA equipment, telecommunications equipment, AV machine, home appliance and measuring instrument.
- 5) In order to export the products or technologies described in this data sheet which are under the "Foreign Exchange and Foreign Trade Control Law," it is necessary to first obtain an export permit from the Japanese government.
- 6) No part of this data sheet may be reprinted or reproduced without prior written permission from Stanley Electric Co., Ltd.
- 7) The most updated edition of this data sheet can be obtained from the address below:
<http://www.stanley-components.com>